

# CHINESE COMMUNITY HEALTH PROFILE



## SUMMARY OF KEY INEQUALITIES

This infographic highlights some of the key findings from the Chinese Community Health Profile as a starting point to understanding the health and wellbeing needs of the Chinese community. To learn more, [read the full report](#).

## DEFINING THE POPULATION



THIS PROFILE LOOKS PRIMARILY AT THOSE WHO IDENTIFY THEIR ETHNICITY AS **ASIAN, ASIAN BRITISH OR ASIAN WELSH: CHINESE**  
Where this is not available, country of birth data looking at 'China' is included

## GETTING THE BEST START IN LIFE



**HIGHER RATES EXPERIENCING DENTAL DECAY AMONG CHILDREN AGED 5**  
**42%** CHINESE  
**23%** ENGLAND AVERAGE

## MENTAL HEALTH & BALANCE



**CHINESE MEN SCORED THE LOWEST ACROSS ALL ETHNIC GROUPS IN ENGLAND**  
on the Warwick-Edinburgh Mental Wellbeing Scale

## ACTIVE AT EVERY AGE & ABILITY



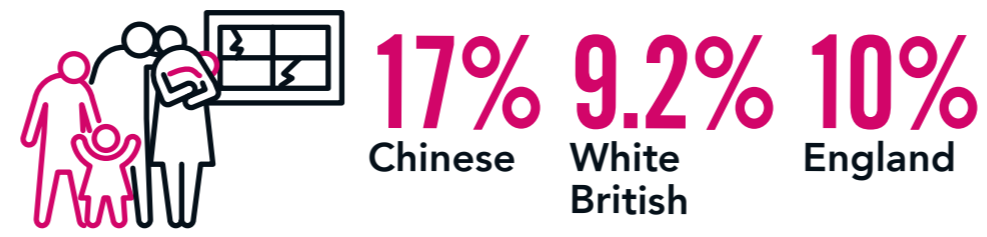
PHYSICALLY ACTIVE POPULATIONS (150+ MINS PER WEEK) **IN THE WEST MIDLANDS**

## HEALTHY & AFFORDABLE FOOD



**LOWER RATES OF OBESITY COMPARED WITH ALL ETHNIC GROUPS IN ENGLAND**

## LIVING, WORKING & LEARNING WELL




**HIGHEST LEVELS OF DEPRIVATION BY LIVING ENVIRONMENT EXPERIENCED (INCLUDES FACTORS SUCH AS AIR POLLUTION)**

## PROTECT & DETECT



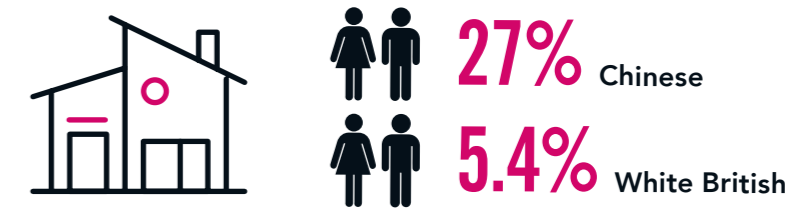
**HEPATITIS B PREVALENCE HIGH AMONG THE CHINESE COMMUNITY**

## AGING & DYING WELL



**MOST COMMONLY REPORTED EXPERIENCING FEELINGS OF LONELINESS**  
compared with five other ethnic groups

## CONTRIBUTING TO A GREEN & SUSTAINABLE FUTURE



**LIVE IN 15 THE MOST POLLUTED NEIGHBOURHOODS IN BIRMINGHAM**

**WE WANT TO HEAR FROM YOU**  
Please share your feedback on this report and personal experiences by emailing [CommunitiesTeam@birmingham.gov.uk](mailto:CommunitiesTeam@birmingham.gov.uk)