

CENSUS 2021 UPDATE

DEAF AND HEARING LOSS COMMUNITY HEALTH PROFILE

849


Residents in Birmingham with sign and supported languages as their main language

22,000

People in England and Wales with British Sign Language (BSL) as their main language

40%

Increase in BSL main languages users in England and Wales since 2011



POPULATION

The census data does not provide data on the total number of d/Deaf and Hard of Hearing people. People who use sign and supported languages as their **main language** will be used as an approximate for the d/Deaf and HoH population.

TOP 5 WARD POPULATIONS*:

*As a % of the total sign population

- 1 Edgbaston (6.4%)
- 2 Aston (4.6%)
- 3 Sparkbrook & Balsall Heath East (3.3%)
- 4 Sparkhill (3.1%)
- 5 Handsworth (2.8%)



DISCLAIMERS AND CONTEXT

POPULATION SIZE

The census data is limited and **does not** give any information on d/Deaf and Hard of Hearing people who:

- Have BSL or other sign language as an **additional (second)** language.
- **Do not use BSL** or sign language at all (e.g., people who exclusively lip read).



The census data therefore is not reflective of all d/Deaf and Hard of Hearing communities.

BARRIERS TO COMPLETING THE CENSUS

Some of the potential barriers faced to completing the census by d/Deaf and Hard of Hearing people:





BSL as a first language, written English may not be understood well or at all



Complexity of written information, especially amongst individuals with complex needs

LIVING, WORKING AND LEARNING WELL

ECONOMIC ACTIVITY



40% Of sign and supported language users were economically inactive: long-term sick or disabled (5% Birmingham average).

HIGHEST LEVEL QUALIFICATION

50% NONE
24% Birmingham avg.

33% LEVEL 1 TO 3
40% Birmingham avg.

12% LEVEL 4+
30% Birmingham avg.

5% OTHER
6% Birmingham avg.



20% Elementary occupations
13% Birmingham avg.

19% Caring, leisure and other occupations
10% Birmingham avg.

17% Associate professional and technical
11% Birmingham avg.

12% Administrative and secretarial occupations
9% Birmingham avg.

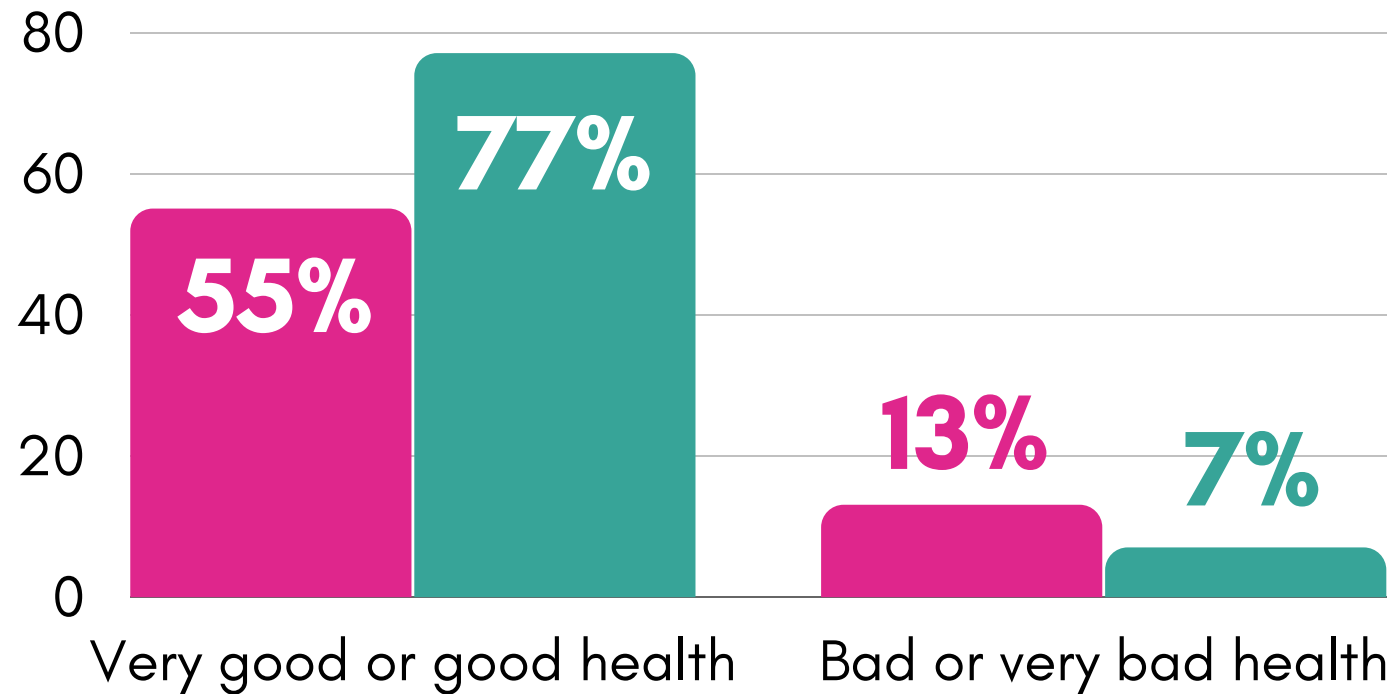
LIVING, WORKING AND LEARNING WELL

DISABILITY

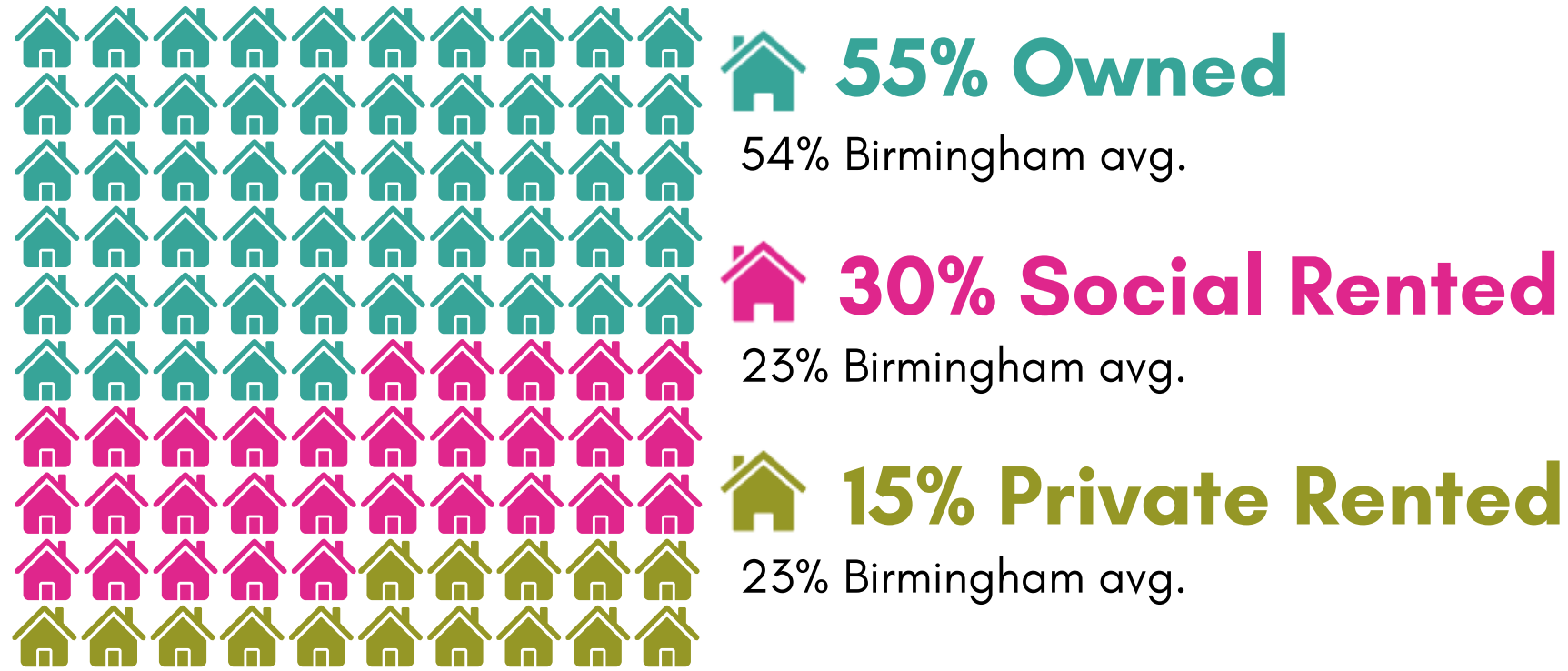
64% Of those using sign and supported languages were disabled under the Equality act (20% all persons).

GENERAL HEALTH

■ Sign and supported languages ■ Birmingham



TENURE



OVERCROWDING

Household's accommodation having fewer bedrooms than required.

22% Of sign and supported language users lived in overcrowded households (9% Birmingham avg.).