

CENSUS 2021 UPDATE

CARIBBEAN COMMUNITY HEALTH PROFILE

45,064 Black Caribbean residents living in Birmingham

4.0% Proportion of residents who are Black Caribbean

-5.1% Growth since 2011 Census



12.2%


1,521 Black Caribbean people live in Birchfield; 3.4% of the city's Black Caribbean population and 12% of the ward's total population.

TOP 5 BLACK CARIBBEAN WARD POPULATIONS*:

*As a % of the total ward population

- 1 Birchfield (12.2%)
- 2 Holyhead (10.4%)
- 3 Soho & Jewellery Quarter (9.8%)
- 4 Gravelly Hill (9.5%)
- 5 Newtown (9.4%)

DEMOGRAPHICS



14%

22% Birmingham avg.

UNDER 16S

70%

65% Birmingham avg.

WORKING AGE

16%

13% Birmingham avg.

65 AND OVER

86% of those who identify as Black Caribbean in Birmingham hold a UK passport (2% of these hold a UK **and** Americas or Caribbean passport). Additionally, 5% have a Jamaican passport and 8% have no passport.

86%



COUNTRY OF BIRTH

66% of the Black Caribbean community based in Birmingham noted the UK as the country of birth, compared to 62% in 2011.



12,093 people in Birmingham noted Jamaica as their country of birth (6th most common country of birth).

MIGRATION

From 2011 to 2021, around 1,496 Birmingham-based Black Caribbean people migrated to the UK.



This is an decrease when compared with 2001 to 2011 (2,964).

LANGUAGE, NATIONALITY & RELIGION

LANGUAGE

Almost 100% of the Black Caribbean community speak English as their main language. This is compared to 84% of the Birmingham population.



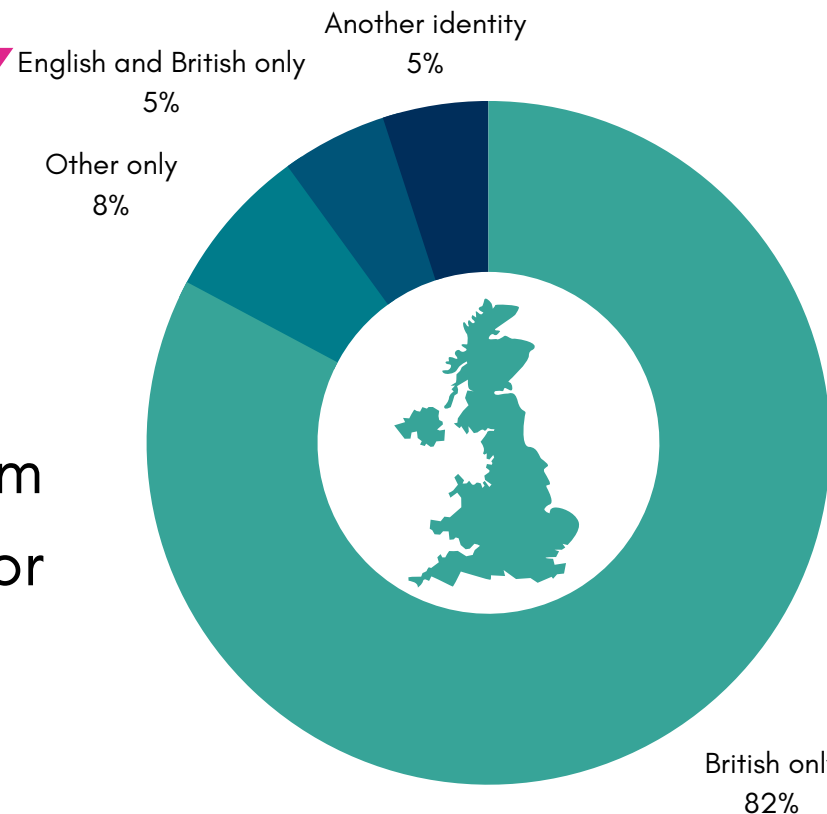
There are 43,665 Black Caribbean people who speak English in Birmingham.



NATIONAL IDENTITY

82%

Black Caribbeans in Birmingham identify themselves as British or English only.





RELIGION

- 69%** Christianity
- 18%** No religion
- 10%** Religion not stated
- 2%** Islam



LIVING, WORKING AND LEARNING WELL

ECONOMIC ACTIVITY



60% The Black Caribbean community was more likely to be economically active (60%) than the general population (56%).

HIGHEST LEVEL QUALIFICATION

19% NONE
24% Birmingham avg.

42% LEVEL 1 TO 3
40% Birmingham avg.

32% LEVEL 4+
30% Birmingham avg.

7% OTHER
6% Birmingham avg.



19% Professional occupations
21% Birmingham avg.

17% Caring, leisure and other occupations
10% Birmingham avg.

15% Elementary occupations
13% Birmingham avg.

13% Associate professional and technical occupations
11% Birmingham avg.

LIVING, WORKING AND LEARNING WELL

DISABILITY

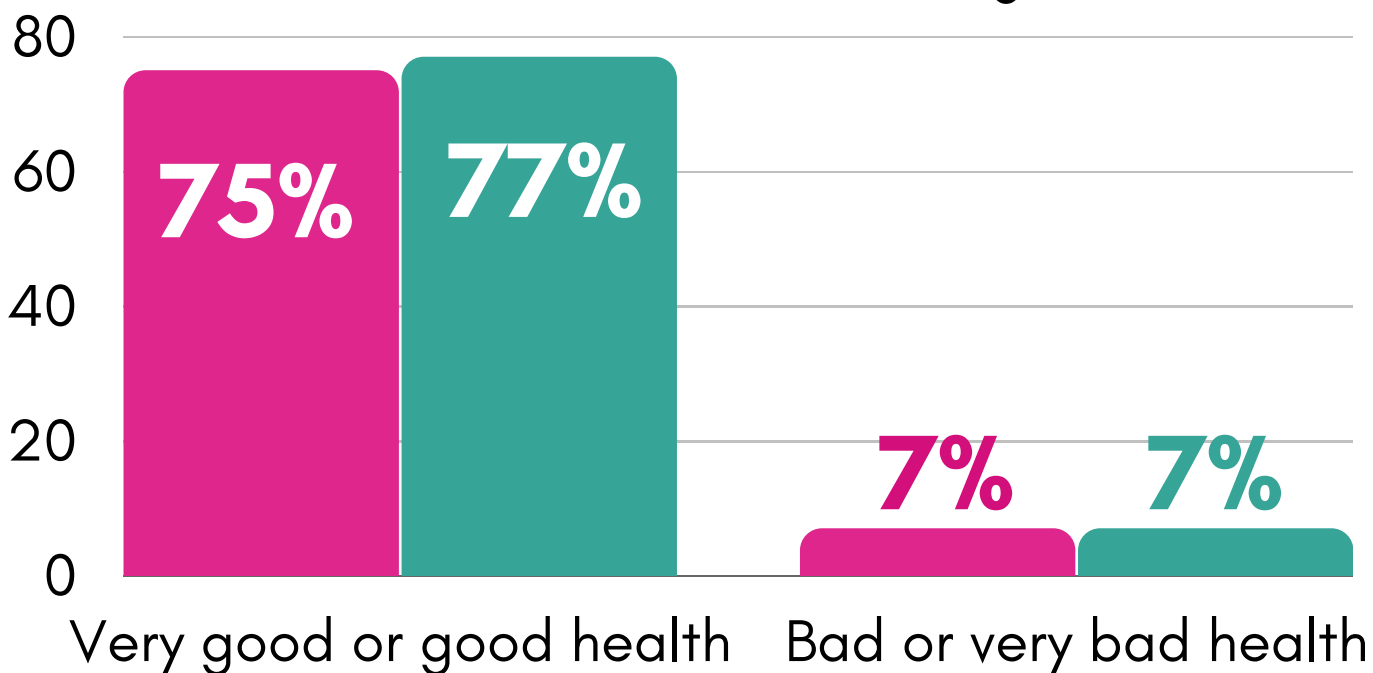
21%

Of the Black Caribbean community have a disability or long-term health condition (20% Birmingham avg.).


GENERAL HEALTH

Self-assessment of the general state of their health

■ Black Caribbean ■ Birmingham



TENURE



44% Owned
54% Birmingham avg.

42% Social Rented
23% Birmingham avg.

14% Private Rented
23% Birmingham avg.

OVERCROWDING

Household's accommodation having fewer bedrooms than required

13%

Of Black Caribbean households in Birmingham were classed as overcrowded (9% Birmingham avg.).