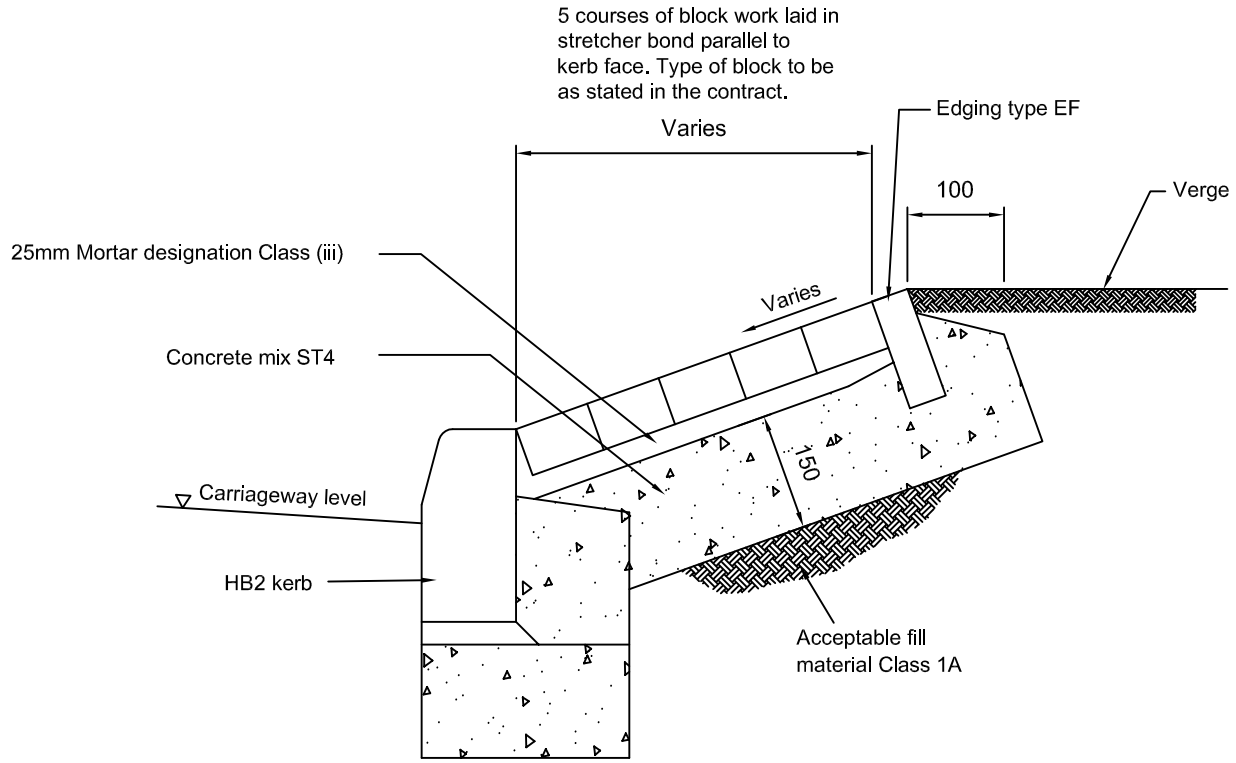

SPLASH STRIP FOR LANDSCAPED AREAS

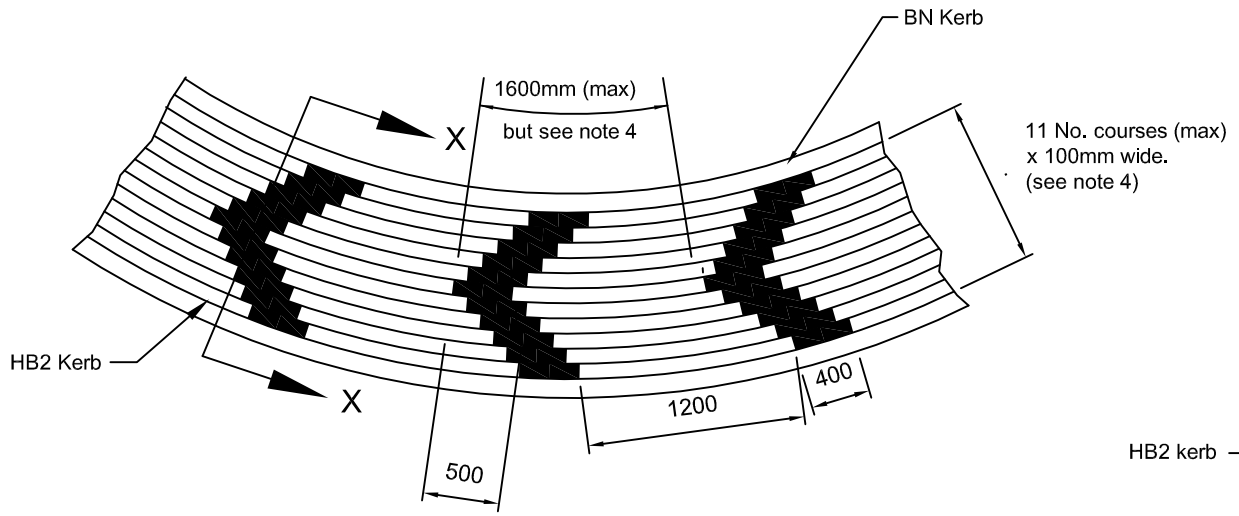

PLAN

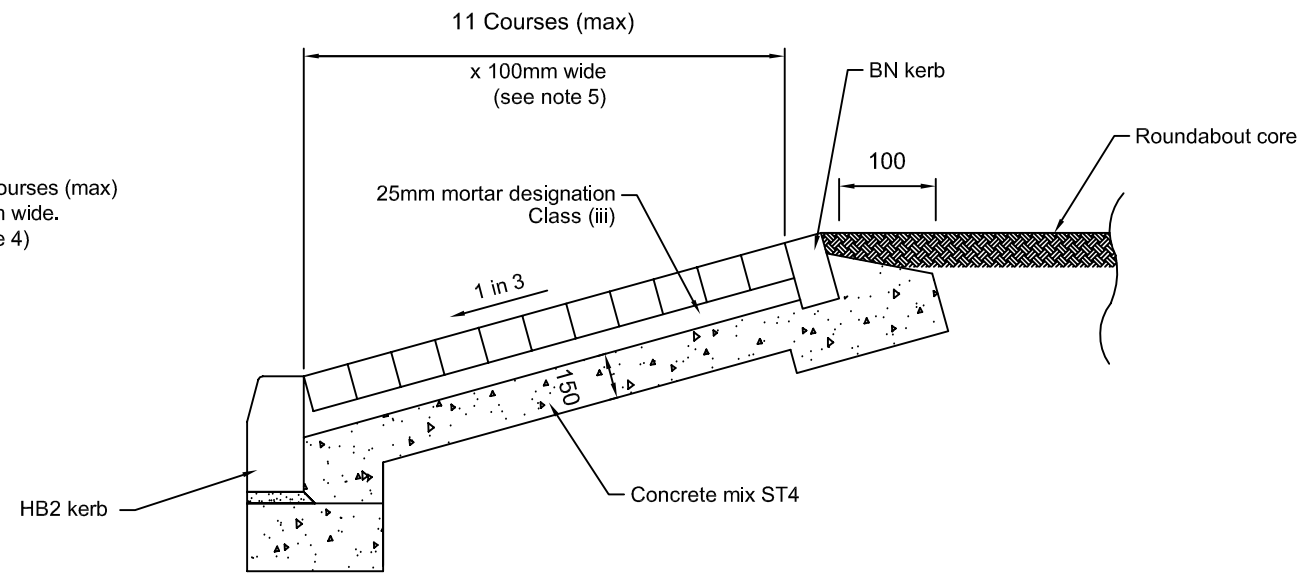

SECTION X - X

CHEVRON BLOCKS FOR ROUNDABOUTS

Notes :-

1. Refer to standard detail HW/11.01, HW/11.02, HW/11.03 for kerb and edging installation details.
2. All dimensions in mm.
3. Blocks for roundabout to be 200x100x50mm with resin-bonded colour coatings in black and white, to meet the DfT requirements for retro-reflectivity of road markings.
4. The number of courses and the spacing between successive arrows is to be based on the table below. However the exact spacing between arrows shall be varied to give an even distribution of arrows around the circumference.

Diameter of Core	No. of Courses	Spacing Between Successive Arrows
Over 10.0m	11	1600mm
7.0m to 10.0m	9	1400mm
4.0m to 7.0m	7	1200mm

Birmingham City Council

BSI FS 506677 UKAS QUALITY MANAGEMENT 003

This detail is controlled by Birmingham City Council. Email - Transport.Projects@Birmingham.gov.uk

SCHEME: STANDARD DETAIL SHEETS

DRAWING: SPLASH STRIP AND CHEVRON BLOCKS FOR ROUNDABOUTS

DATE	REV.	REVISIONS	DRN	PM
2013	E	DETAILS & FRAME AMENDED	DH	PP
2009	D	NOTES AMENDED	PAS	MM
2004	C	NOTES AMENDED	-	AJC
2003	B	NOTES AMENDED	-	BSK
2002	A	BORDER & TITLE AMENDED	-	AJC
2000	-	ORIGINAL DRAWING CREATED	SRE	AJC

DRAWN	DESIGNER	PM	REVISION
DH 03/12/13	TE 03/12/13	PP 03/12/13	E

DRAWING STATUS: GENERAL

SCALE: NTS

DWG. No: HW/11.07

A3

FILE PATH - L:\tcs\Standard Detail Drawings\2013 Standard Detail Review\Approved\Series 1100\HW-11.07 RevE Splash-strip and Chevron Blocks for Roundabouts.dwg