



# FINANCIAL PLAN 2023

BE BOLD BE BIRMINGHAM

# CONTENTS

LEADER'S FOREWORD .....	3
CHAPTER 1: POLICY CONTEXT .....	5
CHAPTER 2: FINANCIAL STRATEGY AND REVENUE BUDGET .....	16
CHAPTER 3: HOUSING REVENUE ACCOUNT (HRA) .....	40
CHAPTER 4: SCHOOLS AND DEDICATED SCHOOLS GRANT.....	44
CHAPTER 5: CAPITAL STRATEGY.....	49
CHAPTER 6: SECTION 25 REPORT – ROBUSTNESS OF ESTIMATES AND ADEQUACY OF RESERVES .....	59
APPENDIX A: MTFP.....	69
APPENDIX B: RESERVES POLICY .....	70
APPENDIX C: RISKS.....	76
APPENDIX D: PRESSURES .....	86
APPENDIX E: SAVINGS.....	93
APPENDIX F: COUNCIL TAX .....	106
APPENDIX G: REVENUE.....	107
APPENDIX H: HRA.....	111
APPENDIX I: TREASURY MANAGEMENT STRATEGY .....	112
APPENDIX J: CAPITAL.....	123
APPENDIX K: TREASURY MANAGEMENT POLICY.....	143
APPENDIX L: SERVICE & COMMERCIAL INVESTMENT STRATEGY .....	152
APPENDIX M: DEBT REPAYMENT POLICY .....	160
APPENDIX N: PRUDENTIAL INDICATORS.....	164
APPENDIX O: PAY POLICY .....	168
APPENDIX P: FEES AND CHARGES .....	180

## LEADER'S FOREWORD

This document sets out the Council's medium term financial plan for the next four years, outlining the vision and priorities that will inform future decisions and spending.

This year's plan has been produced against the backdrop of an ongoing cost-of-living crisis that is hitting families, neighbourhoods, and businesses. The plan outlines how the Council is collaborating with partners to support people in every neighbourhood and every community right across Birmingham.

The Council declared a 'Cost of Living Emergency' in September 2022, and we are working hard with a wide range of partners across the city to support families, households and businesses struggling to make ends meet.

Through our HelpInBrum campaign we are:

- working with the local community and a partnership of voluntary and community sector organisations to expand a network of warm spaces, available for people to use and visit during the winter period and beyond.
- helping people access information, advice, and guidance to help them access the right benefits and money advice.
- providing information and guidance on energy schemes available to residents to reduce energy bills.
- and supporting foodbanks, food clubs, food pantries, social supermarkets and community cafés that are providing food to Birmingham residents.

Of course councils are not immune from rising costs and Birmingham City Council faces an increase of £18 million for our energy bills, while our schools face an increase of £6 million.

But, even as we face these additional costs, we will deliver on our priorities to build a city which is prosperous, inclusive, safe, healthy, and green.

We will increase spending on cleaner, safer streets, while additional funding has been earmarked for Neighbourhood Action Co-ordinators to respond to the needs of our communities. These officers will focus on environmental issues at a local level, underlining our commitment to cleaner streets.

Building on our HelpInBrum cost-of-living initiative, the Council has found a further £6 million to offer targeted support for vulnerable adults across the city.

And we will support cultural activities in local neighbourhoods as part of our Commonwealth Games legacy.

Birmingham is a great city, but we also face significant challenges, and this plan outlines our strategy to tackle unemployment and low skill levels, health inequalities, the climate

emergency, violent crime, homelessness, and other social problems. We are also determined to create more opportunities for children and young people.

While acknowledging these challenges, it is important to remind ourselves that last year's triumphant Birmingham Commonwealth Games showcased a city of immense potential, and we continue to attract the investment to make this a golden decade of opportunity for our young and growing population.

Despite being overlooked in Round Two of the government's Levelling Up Fund, we continue to make a compelling case for Birmingham to be at the very heart of the Government's levelling up agenda and we will work in partnership with other public agencies and the private sector to improve the lives and life chances of people from across the city.

We will pursue additional funding from central government and elsewhere to increase support and opportunity for Birmingham citizens, but we are not waiting for anyone else to 'level up Birmingham'.

Major projects such as HS2, the £700 million Paradise Development and Smithfield will continue to deliver homes, jobs, and opportunities for our citizens. Birmingham is fast becoming a hub for advanced manufacturing, life sciences, creative industries, financial services, and technology. We are also well-placed to harness the economic opportunities of the future, including digital, automation, and decarbonisation.

Birmingham is a bold, growing city with a young, diverse, and creative population. This financial plan outlines how the Council will support people through challenging times, while also playing a leading role in our city's future prosperity.

We will build on our Commonwealth Games success to deliver life-changing and truly inclusive growth for people in every neighbourhood and community.

**Be Bold Be Birmingham**

Cllr Ian Ward, Leader of Birmingham City Council.

# CHAPTER 1: POLICY CONTEXT

## Introduction

1. The Medium-Term Financial Plan shows how the Council will use its resources to deliver and improve services for citizens and support its objectives over the next few years. This chapter summarises the policy context that has informed the development of the Plan – including:
  - the impact of Covid-19 and a need to refocus our priorities (section 2)
  - changes to the national policy context affecting the environment in which local government operates (section 3)
  - the continued financial challenges facing the Council (section 4)
  - the key opportunities and challenges facing the city (section 5)
  - a new Corporate Plan 2022-2026 (sections 6 and 8)
  - the continued transformation of the Council (section 7)
  - the Council’s response to Government’s new levelling up agenda (section 3 and 4)
2. The Council uses the grant income it receives from central government, income from the Council Tax and Business Rates as well as fees and charges to fund its core services to citizens. We also have substantial assets, such as land and property, which can be used for the benefit of the city. Money received from council housing rents sits in a separate housing revenue ring-fenced fund and can only be used for relevant spending on council housing, such as maintenance and improvements to housing.
3. In seeking to achieve our ambitions for the city we also work in partnership with other public agencies and the private sector to seek to align their resources with our priorities. We also pursue additional grant funding from central government for specific purposes when these arise. Given these wider resources sit outside our financial plan, the plan therefore does not cover the entirety of the ambitions we have for the city. Section 6 summarises our wider strategic planning process which, through a new Corporate Plan for 2022-2026, will ensure our delivery, enabling and influencing roles and activity as a council are focussed on responding to the challenges facing the city.
4. This Medium-Term Financial Plan is a key part of the prudent management of the Council’s finances. It projects forward the financial position of the Council over the next 10 years reflecting the Government’s 2022 Spending Review position. Longer term planning provides for longer-term stability and the continued strengthening of our financial resilience through a controlled approach to spending, income generation borrowing and the effective retention and management of appropriate reserves. It also shows how we will continue to invest to reshape and transform our services so that they provide for better outcomes and better value for money in the future.

## Recovering from COVID and refocusing on our priorities

5. The city's economic performance before the pandemic showed that Birmingham has many of the ingredients for success. During the next four-year period, we will emerge from the challenge of the COVID pandemic, and the city can grasp the opportunities ahead and ensure that it fulfils its full potential.
6. The COVID-19 pandemic had a significant impact on the city, in terms of the tragic loss of human life, the restrictions it placed on our everyday lives and the economic impact on workers and businesses. It also created a severe challenge for the City Council's own finances, with increased spending requirements alongside loss of income.
7. The crisis reminded us of our capacity to adapt and take radical action to respond to the challenges we face. This includes mobilising government, national and local to support businesses as well as the strength and solidarity of Birmingham's citizens and communities. We can draw a renewed sense of purpose from our capacity for innovation and the potential of the city's many strong partnerships to drive improvement and change.
8. But the crisis also highlighted the chronic and structural inequalities in the city and the continued level of poverty and vulnerability in some groups and communities. Many households remain in a precarious state, relying on parts of the labour market that have been weakened and made fragile by the pandemic.
9. The pandemic also further stretched our public services, revealing their fragility and highlighting their importance in providing protection and resilience to our communities and to help individuals and families to overcome inequalities or give them a fair opportunity in life.

### **The Changing National Policy Context**

10. Several important changes are taking place in the environment in which local government operates, principally through changes to central government policy. These are outlined in the following paragraphs.
11. The 2022 Autumn Statement outlined the Government's spending plans by setting budgets for each central government department. This included extra funding for adult social care, compensation for local authorities from the freezing of business rates, and additional funding for schools. Additionally, the Government announced additional flexibility for local authorities in England to set Council Tax by increasing the referendum limit to 3 per cent per year from April 2023. It is also announced that local authorities with social care responsibilities would be given the ability to increase the adult social care precept by up to 2 per cent per year.
12. These announcements were set within the overall context of the cost-of-living crisis – a significant fall in 'real' disposable incomes (that is, adjusted for inflation and after taxes and benefits) that the UK has experienced since late 2021. The cost-of-living crisis is the latest in a decade-long series of events, including austerity, Brexit, the COVID-19 pandemic and the war in Ukraine that continue to erode the financial sustainability of local public services.

- 13.** In response to the cost-of-living crisis, on 06 September 2022, Birmingham City Council declared a ‘Cost of Living Emergency’, to prepare the organisation for a rapid deployment of resources to assist individuals, households and our business community. The key components of the response comprise:
- working with the local community and a partnership of voluntary and community sector organisations to expand a network of warm spaces. These spaces will be available for people to use and visit during the winter period and beyond
  - proactive work to ensure citizens have access to information, advice and guidance to help them access the right benefits and money advice
  - providing information and guidance on energy schemes available to residents to reduce energy bills and helping everyone to keep warm as we head into the winter months
  - help for foodbanks providing support to increasing numbers of people and an increasingly varied range of groups of people across the city
- 14.** The Government’s overarching policy priority remains “levelling up”, which involves investment in transport infrastructure, skills and improving the physical environment, businesses and social amenities of local places. The City Council has already responded to this agenda by publishing its own strategy, Prosperity and Opportunity for All. This is being used to show how “levelling up” can be achieved in Birmingham, through a partnership between government and the city and to co-ordinate our own measures to tackle inequalities and renew less well-off neighbourhoods.
- 15.** A significant reshaping of the landscape of regional funding for regeneration is underway, as EU funding and the Local Growth Fund comes to an end to be replaced by the new Levelling Up Fund and the Shared Prosperity Fund which is being phased in. Birmingham has already been successful in securing over £50m from the Levelling Up Fund, but we will have to collaborate across the West Midlands to gain the most from the new arrangements, as part of the West Midlands Combined Authority.
- 16.** A national Net Zero Strategy has been published to begin to tackle the climate emergency, specific funds have been made available for investment in electric vehicle charging points.

### **Our financial challenge**

- 17.** The next twelve months looks to be one of the most challenging periods in public sector finance. The ongoing financial impact of COVID-19 after a decade of austerity, inflationary pressures and the increasing demand for our services pose a real threat to the financial sustainability of the city and Council.
- 18.** The Government’s agenda for the post pandemic period crisis is not yet fully clear, nor is its plans for the “levelling up” agenda through boosting investment in the regions. There is also additional uncertainty created by the roll-forward of the

settlement for 2022/23 only, signalling that reforms to local government financing may be imminent. The Government's plans for reforming the funding of local government may be taken forward in the year ahead after being stalled for some time (the so called "fair funding review" and the resetting of Business Rates growth), with consultations likely to commence from spring 2022.

19. The introduction of the rolling budget process, a key part of our financial management improvements, saw the planning assumptions in our 2022 Medium Term Financial Plan refreshed in October 2022 and taken to both Cabinet and Overview and Scrutiny Committee, July and October. In October 2022 when the Medium-Term Financial Plan was refreshed to give us the latest baseline position, the Council faced a substantial budget deficit over the next four years, ranging from £80m in 2022/23 to £125.7m by 2025/26, with a very uncertain outlook over the longer term. It is therefore more important than ever that we stabilise the Council's finances and balance the books, ensuring that we are well positioned to tackle those challenges and priorities highlighted above. This latest 2022 Medium Term Financial Plan achieves that, reducing the gap to around £32.8m by 2025/26.
20. The Council's ambition is to have a "best in class" financial management process, having attained a 3-star CIPFA Financial Management rating in 2022. The position was up from the one-star rating awarded in 2019 and delivered a year ahead of schedule. In outlining its assessment, CIPFA concluded that Birmingham had made great strides in addressing the issues that constrained overall financial management capability and indicated that this progression highlighted a highly commendable response to issues arising from our April 2019 assessment. Work will continue developing robust financial planning, improving our procurement and business partnering approaches, benchmarking performance, instilling strong governance, leveraging digital tools to automate manual tasks and facilitate analytics and embedding business case development practice across the organisation. A key enabler providing an efficient and effective back-office to the Council will be our investment in a state-of-the-art Finance, Procurement and Human Resources system and additional investment in support teams so that there is the required co-ordination with service delivering functions.
21. This Medium-Term Financial Plan provides firm financial forecasts for income and expenditure driven by our Delivery Plan 2022-2026, supporting effective allocation and prioritisation of resources to critical work and projects over a longer period. This Medium-Term Financial Plan, together with a new Corporate Strategy 2022-2026 and Delivery Plan will support the monitoring of performance against our ambitions, giving us a clear picture of our progress both as a Council and as a city.

## **Opportunities & Challenges for the city**

### **22. Opportunities**

- 22.1. **Maximising the impact of the Commonwealth Games.** The was biggest sporting and cultural event ever to be held in the city. Thousands of visitors visited the city for the event and more than 1 billion people watched from around the world, creating the opportunity to promote our city to new investors and visitors and strengthen our global links.



- 22.2. **Continued investment in the city.** Despite the pandemic, major projects such as HS2, the £700 million Paradise Development and Smithfield have continued. These landmark projects will in turn create opportunities for further investment and job creation and HS2 has the potential to stimulate a transformation in the city's economy.
- 22.3. **Strong economic fundamentals.** Birmingham is the engine of the West Midlands economy and helped to deliver faster growth than the rest of the country in the period before the pandemic. The city is becoming a hub for advanced manufacturing, life sciences, creative industries, financial services, and technology. The city is well-placed to harness the economic opportunities of the future, including digital, automation, and decarbonisation.
- 22.4. **Diversity.** Birmingham is the most ethnically and culturally diverse city outside of London. This diversity brings with it a rich mix of creativity, entrepreneurship, skills, and talent that all contribute to the city's social and economic vitality.
- 22.5. **Youth.** We are also a young city, with almost 50% of citizens under the age of 30, which presents huge potential for a brighter future of accelerated growth, fairer distribution of wealth, and opportunities for innovation across all spheres of life. In July 2021, the Council produced its Breaking Down Barriers: Working Towards Birmingham's Future' report which examined the impact of Covid-19 on young people in Birmingham and set out a range of practical recommendations for improving and simplifying the employment, education and training landscape in Birmingham. These recommendations will be addressed as part into the delivery of Birmingham City Council's Economic Recovery Strategy, including the work of the new Birmingham Employment Taskforce.
- 22.6. **The pride and passion in Birmingham are clear.** Our citizens are overwhelmingly positive about calling Birmingham home: 78% are proud to live in Birmingham and 75% feel there is good community cohesion amongst different ethnic groups in their local area.
- 22.7. The 2020s have the potential to be a "golden decade" for the city. The Council, as one of the leaders of place, will have a key role in delivering this together with our partners, citizens and communities. In doing so, we will seek to capture the pride in our city and be bold and confident in grasping the opportunities ahead.

## 23. Challenges

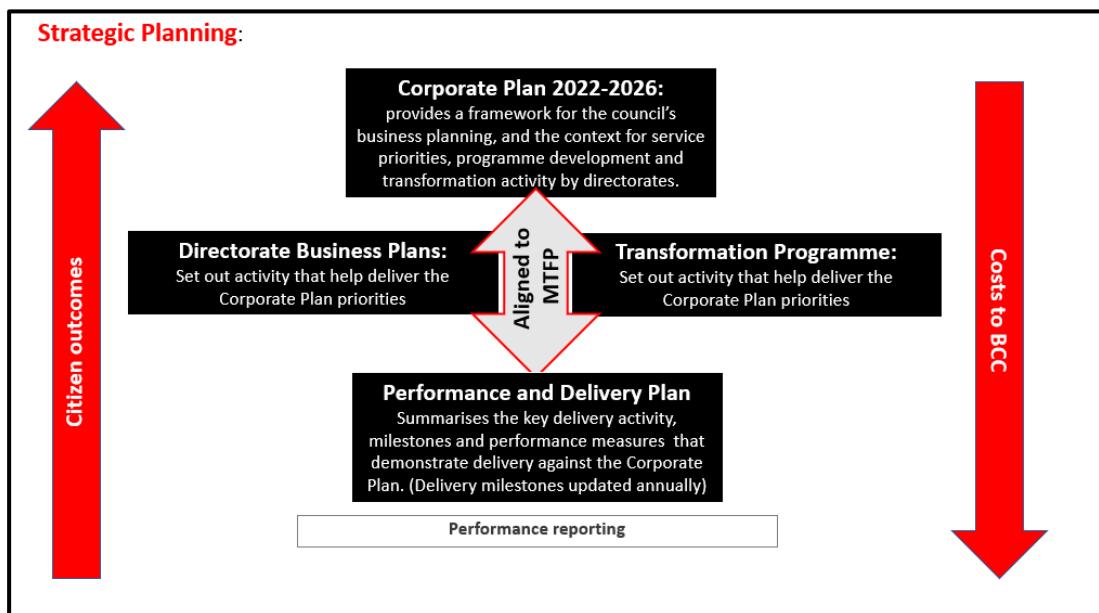
- 23.1. To fully grasp and exploit these opportunities we must understand, acknowledge and address some major challenges facing the City. From climate change to inequality, from helping our young people thrive to enabling our citizens to live well into old age, our path to prosperity requires us to respond to **five 'grand challenges'** (see paragraphs 23.3. – 23.7).

- 23.2. Many of the challenges stem from **historic and structural inequalities within our society and economy**, and the Covid-19 pandemic has exposed and compounded the difficulties our most vulnerable citizens face in their daily lives. We must address the structural inequalities that exist within our city. For many of our citizens the opportunities in the city are out of reach. This is damaging for them and threatens the long-term cohesion of our city. The Council has already committed itself to address these inequalities, recently publishing “Everyone’s Battle, Everyone’s Business” – a call to action for the Council and the city. This commitment also lies at the heart of our approach to “levelling up”.
- 23.3. **Unemployment and low skill levels.** The COVID-19 pandemic and the closure of businesses has had a damaging impact on the Birmingham economy, setting back the impressive economic growth we have seen in recent years. Businesses across the city have seen trade and revenue fall dramatically. Jobs have been lost and unemployment rates are high and likely to increase further in the short term with knock on effects on affordable housing, while citizen qualification levels are below the national average. More than 1 in 8 of working age people in the city have no qualifications.
- 23.4. **Health and wellbeing.** Health inequalities in Birmingham remain stark and have been exacerbated by the COVID-19 pandemic. Low life expectancy and chronic conditions such as diabetes afflict our poorest communities far worse than those living in more affluent circumstances. We must prevent ill health and maximise health and wellbeing for everyone in Birmingham by building safe and secure homes and shaping a healthier environment for citizens that enables them to achieve their potential and aspirations at every age.
- 23.5. **Violent crime, homelessness and other social problems.** Birmingham has high levels of crime and homelessness. Too many families are in insecure or inadequate accommodation and struggle to find housing they can afford. There is a need to further strengthen resilience and cohesion within our communities given the inequalities that have been exacerbated by the pandemic, and those given focus through the Black Lives Matter and #MeToo movements and to respond to the serious issue of engrained violent crime.
- 23.6. **The climate emergency.** The climate crisis has never been more urgent for our city, nation and humanity. The latest report from the IPCC lays bare the desperate state of Earth’s climate and nature emergency and the need for us to address it. The city has high levels of air pollution and an inefficient housing stock, leading to fuel poverty.
- 23.7. **Creating more opportunities for children and young people.** Our young people are one of our greatest strengths and represent a bright future for Birmingham. But the pandemic has been particularly tough on our children and young people, and we need to build a bright future for them. Too many of our children and young people do not get the start in life - over 40% are living in relative poverty and 5% die before they reach their first birthday. Youth unemployment is around 25% and average educational attainment remains below the national level. Last July the Council launched its ‘*Breaking Down Barriers*’ report, an in-depth piece of research culminating in ten recommendations

designed to reduce unemployment and unlock the potential of Birmingham’s young people.

## Our Strategic Planning Process

24. This Medium-Term Financial Plan is part of a wider strategic planning framework that also includes the Corporate Plan 2022-2026, a Council Performance and Delivery Plan and Business Plans for each council Directorate.
25. The Corporate Plan 2022-2026 brings together elements from other documents to provide a framework for the council’s business planning for 2022-2026, and the context for service priorities, programme development and transformation activity by directorates. The Plan sets out the Council’s vision and priorities so that employees, councillors, delivery partners and other stakeholders understand:
  - The strategic context the council is operating in – including the ‘grand challenges’ the city needs to respond to and opportunities we need to build on
  - The strategic priorities of the council - so that resources, delivery plans, strategies and operational activity can be aligned to them
  - How the council will continue to transform and drive improvement in services to deliver our priorities and operate as an organisation and partner in the most effective, productive, and impactful way



## Continued transformation and improvement

26. The Corporate Plan includes a continuation of three key principles guiding transformation identified in the Delivery Plan 2020-2022:
27. **Principle 1 – Shifting our focus from crisis to prevention (People)**
  - 27.1. We will help and support individuals and families at the early stages of an issue or crisis in their lives before it becomes an acute problem. We will work

with people differently, drawing on the support that exists in the community, and ensuring different groups of professionals work together on a common mission to help people stay afloat and then thrive.

27.2. We will make best use of customer insight and business intelligence to ensure we make informed decisions and prioritise our resources appropriately embedding the principles of prevention, prediction, and early intervention into everything we do. We will take a whole system approach to promoting the independence and resilience of service users and communities, collaborating with partners, which places citizens and communities at the heart of our decision making. We will organise services around demand and citizen need, so we make the best use of our limited resources.

**28. Principle 2 – Increasing the pace and scale of growth, for those that need it the most, while delivering our climate change objectives**

28.1. We will use our city's assets and opportunities, such as HS2 and Commonwealth Games, to leverage growth and investment across the city to ensure all citizens share in the creation and benefits of sustainable economic growth. We will adopt a more active and deliberate stance, leveraging the council's balance sheet, and in so doing becoming the corner stone and enabler of a more circular, inclusive and sustainable economy.

28.2. The role of Place in supporting the Financial Plan starts with the 'Our Future City Plan' which in itself sits firmly alongside the new Corporate Plan, the Levelling Up Strategy and a whole host of vital Council documents. Taken together they set out the ambition for a prosperous and fair City, one that has ambitious plans for growth but that is committed to delivering that growth alongside key infrastructure for new and existing communities. These ambitions must be met within the context of this financial plan and the Council's approach to its own asset base, and its approach to delivering in partnership, will be key in balancing the two demands. A refreshed approach to asset management and optimisation is well underway seeking to drive further efficiencies in the way the Council manages its operational building and land and seeks to introduce further innovation in the way that it sells or uses its surplus assets. Opportunities to acquire new assets which support our regeneration objectives will also be considered alongside an ongoing assessment of how the Council is driving best value from its commercial assets. A refresh of the Council's Housing Strategy and Property Strategy will be key to supporting the Council in its financial and service delivery targets.

28.3. The pandemic has inevitably led to a slowing down of economic growth in the city and has severely damaged some key sectors. We will use our assets and opportunities, such as HS2 and Commonwealth, to leverage growth and investment across the city and we will ensure that all citizens share in the creation and benefits of sustainable growth. We will use our landholdings and access to low-cost finance, to build back up the pace and scale of growth across the city. We will also focus on social infrastructure, including social and affordable housing and community amenities, supporting our town centres and local high streets and creating opportunities for local people.

28.4. We will adopt a more active and deliberate stance, leveraging the Council's balance sheet, and in so doing becoming the corner stone and enabler of a more circular, inclusive and sustainable economy.

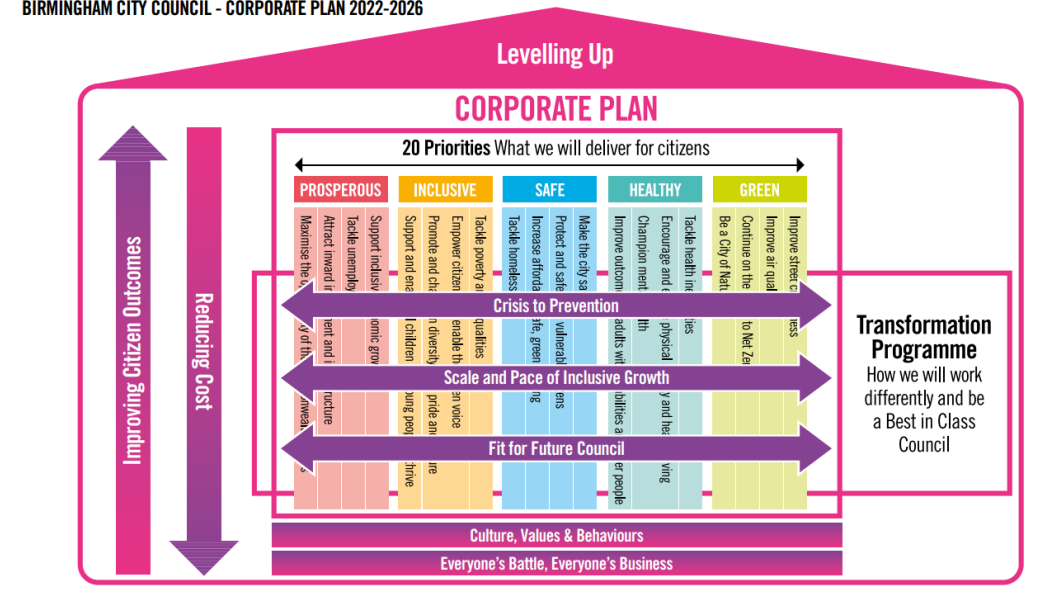
28.5. While it is important to deliver growth, social and economic prosperity must go hand in hand with the need to take action to respond to the climate and ecological emergency. Birmingham's size, political commitment, historic association with technology, engineering and innovation and outstanding research facilities means the city is exceptionally well placed to become a global leader in tackling climate change.

**29. Principle 3 – Becoming a council fit for the future and clear strategies driving delivery and an organisation continuously improving and delivering new ways of working (Council)**

29.1. We will develop a compelling vision that all the organisation can own and drive forward. This will ensure that our services to citizens will be high performing and built around the citizens.

29.2. We will deliver relentlessly reliable services enabled by a strong performance management culture. Building on strong foundations, which means getting the basics right, all services must demonstrate they have a grip on the key issues and challenges and are responding with pace. This will be underpinned by a robust and sustainable strategic planning, financial and assurance framework. We will be a customer focussed, agile and responsive council through the better use of technology and utilising new delivery models and simplified processes.

29.3. We will continue to develop an inclusive and diverse workforce at all levels which is supported to develop new skills and capabilities and empowered to be creative, innovative and outcome focussed and to exploit opportunities. We will develop strong partnerships to deliver better outcomes, working in teams alongside people who work for other organisations and connecting with citizens and communities in a meaningful way



### Be Bold, Be Birmingham: our goals

30. This continued transformation will be the framework for how we deliver services and activity that address the opportunities and grand challenges facing the city. Corporate Plan priorities provide the basis for developing and delivering bold new proposals that build a city which is:
31. **Prosperous:** where everyone has an opportunity to prosper from its economic growth and development. Working with residents, schools, communities, and businesses, we will help them to succeed and thrive with bold opportunities through employment and skills programmes, education, and transformative regeneration. We will continue to build a bolder prosperous Birmingham in a golden decade of opportunity starting with the Commonwealth Games 2022 and supported through the arrival of HS2 and major development and regeneration including at Smithfield, Perry Barr and East Birmingham.
32. **Inclusive:** a thriving, happy and connected place where everyone is included in the opportunities that the city can offer. Building on partnerships old and new whilst sustaining community involvement we will become a city that benefits from strengthened connections between communities, increased fairness, and reduced inequalities. We will be an age, disability and child friendly city that tackles poverty and exclusion. We will be a city where our citizens experience accessible public services and have a say in how Birmingham is run. We will work with and help citizens so that in their homes, schools, and communities they feel better connected, included, and empowered to be active in influencing the decisions that affect their lives.
33. **Safe:** a city with vibrant and flourishing neighbourhoods that are safe and affordable, where vulnerable citizens are protected and supported, where diversity is celebrated, and citizens have pride in where they live. We want a city and communities with a strong sense of belonging and where everyone has access to a

high-quality living environment, rich in culture and amenities, and good quality and affordable housing.

34. **Healthy:** a city in which every citizen can live a healthy enjoyable life. Where every citizen, at every stage of their life, in all communities can make healthy choices that are affordable, sustainable, and desirable to support them to achieve their potential for a happy, healthy life. Working with our partners, especially in the NHS, we will work to support our citizens (including families and carers) to understand their own physical and mental health and wellbeing and know how to access and get support in a timely and culturally appropriate way when they need it. We will create a city which is compassionate and inclusive to citizens, including people with disabilities and limiting longstanding illness, when they need support and assistance and work together to help them remain active participants in our city throughout their lives. A Bold Birmingham will be at the forefront of tackling health inequalities issues, reducing poverty, creating employment opportunities, and ensuring our city's air is clean.
35. **Green:** a city with a green heart and clean streets. It will enjoy an environment where air pollution has reduced, and the quality and quantity of public open spaces has increased. The city will be recognised for its response to the Climate Emergency. Sustainability and carbon neutrality will be at the heart of our environment, transport, and wider ambitions. We will continue to work with partners and citizens to advance our ambitions in active travel and better connectivity that creates a healthier environment for all.
36. **Best-in-Class Council:** We are bold in our ambition and commitment to be a best in-class council. We will continue to drive improvement and modernisation across our organisation so that we can deliver our priorities in the most effective, efficient, and productive way.

## CHAPTER 2: FINANCIAL STRATEGY AND REVENUE BUDGET

### FINANCIAL STRATEGY

#### 1. Strategic Context

- 1.1. Birmingham City Council has much to be proud of, including the recent Commonwealth Games, the ongoing regeneration of the city and achieving improvements across a range of service areas. However, as a result of primarily external factors, including recovery from the pandemic, the national challenge of the rising cost of living, inflation, increasing demand, and reduced Government funding, Birmingham City Council, like many councils, is facing an increasingly challenging financial situation. These factors have added pressure to the Council's finances, both for the financial position in 2023/24 and the medium-term financial outlook.
- 1.2. In February 2022 the Council adopted a Medium-term Financial Plan for 2022-2026 that set a balanced budget for 2022/23 and highlighted a c. £32m structural budget deficit for the financial years 2023/24 to 2025/26.
- 1.3. As part of our 'rolling budget' approach to financial management, the Council updated the outlook of its Medium-term Financial Plan in October 2022, reporting the results to both Cabinet and Overview & Scrutiny Resources Committee. Due to a combination of the external economic challenges outlined above, the Council identified a budget gap of approximately c. £80m in the 2023/24 financial year.
- 1.4. The Council has responded to this challenge and the requirement to have a financially sustainable Medium-term Finance Plan by placing a focus on pursuing the delivery and enhancement of transformative change. It is in this context that the Council has set out its Medium-term Financial Plan for 2023- 2027. The full 10-year plan is available in Appendix A.
- 1.5. Considerable uncertainty remains in relation to the Council's finances over the longer-term horizon. Ongoing delays to reforming Local Government funding is prolonging the period in which local councils must make plans without certainty on the funding position. This lack of clarity from Central Government means that, given the demand driven nature of the services we provide, we must mitigate for additional financial risk through measures such as building up our reserves. We will continue to contribute to the review of local government financing reforms to ensure that our position and circumstances are considered.
- 1.6. The Council's net revenue budget is funded from five main sources: Business Rates, Council Tax, government grants, fees and charges and use of reserves. To address the challenges set out above, the Council have set a balanced budget over the next 4 financial years, based on a prudent fiscal plan which includes:
  - Additional funding from the 2023/24 settlement
  - Annual increases to Council Tax



- Corporate financing savings
- Efficiencies and savings plans
- Investment and transformation

- 1.7. The Financial Plan assumes annual increases in Council Tax at the maximum permissible level of 2.99%. Given the significant pressure on Social Care services reflected in the budget proposals, the Council proposes to increase Council Tax further in 2023/24 by the 2% adult social care precept announced by the Government in the Local Government Settlement. Council Tax is therefore assumed to increase by 4.99% in 2023/24. Government's core spending power calculations assume authorities raise Council Tax by the maximum amount permissible without holding a referendum.
- 1.8. The Council will also continue to invest, through the capital programme, in priorities such as continuing to retain and improve Council-owned assets, including buildings and roads, and facilitating growth in the Birmingham economy through major projects and supporting businesses in the city.
- 1.9. The Medium-term Financial Plan should be viewed as a provisional plan that sets out a path through 2023/24, with the expectation that continued work on the 3 pillars of the Delivery Plan (People, Place and A Fit for Purpose Council) will yield proposals in the future that address the long-term financial sustainability of the Council, with the additional financial savings being delivered from 2023/24.

## **2. Local Government Financial Settlement**

- 2.1. On 19 December 2022, the re-appointed Secretary of State for Levelling Up, Housing and Communities, Michael Gove MP, set out the Provisional Local Government Finance Settlement for 2023/24 in the form of a Written Ministerial Statement. Alongside the statement, details of the provisional settlement have been published on the Gov.uk website. The Secretary of State stated that the proposals announced today “give multi-year certainty to local authorities, allowing them to plan ahead with more confidence over the rest of the Spending Review period”.
- 2.2. This draft Local Government Settlement only provided funding details for 2023/24, although a statement of strategy was published which also covered 2024/25. The settlement is largely a rollover from 2022/23 with the focus very much on “stability” for the immediate year ahead, except for Social Care, where additional funding is being directed to help cover the additional cost Councils are already absorbing for both Children and Adults.
- 2.3. The draft Settlement included a ‘Services grant’, worth £13.9m, which is a reduction of £10.8m from 2022/23 funding levels. This grant is distributed in proportion to the business rates and grant funding Councils received in 2013/14. This basis is used as the funding is targeted to provide more to Councils with higher spending needs and/or less ability to raise Council Tax: Birmingham falls into this category. Furthermore, this grant is intended to support all services and is therefore un-ringfenced. The significant reduction in grant is, in part, because

there will no longer be an increase in National Insurance Contributions, therefore the government proposes not to compensate local government for these contributions from 2023/24. In addition, some funding will go to increase the funding for the Supporting Families programme and to pay for other parts of the settlement such as increasing Revenue Support Grant.

- 2.4. For 2023/2024 Government consolidated three grants into the Revenue Support Grant: the Family Annexe Council Tax Discount grant (£7.4 million), Local Council Tax Support Administration Subsidy grant (£69 million) and additional funding for food safety and standards enforcement (Natasha's Law, £1.5 million). Birmingham is part of the 100% Business Rates Retention Fund and therefore does not receive Revenue Support Grant. As a result, any increase in retained Business Rates must be offset against the loss of these grants in the first instance. A fourth grant, the Independent Living grant, is being rolled into the Social Care grant.

## **SPENDING DEMANDS**

### **3. Background**

- 3.1. The Council's Medium Term Financial Plan is shaped by the financial circumstances facing Birmingham, which in turn result mainly from the national context outlined in Chapter 2. Significant pressures over the medium term arise because of:

- Demand for key services increasing, and the complexity of that demand is also increasing
- Inflationary pressure
- Continued recovery from the Covid pandemic and the Council's role in facilitating, supporting and influencing the recovery process.
- Changing expectations from Government and citizens on the level of service
- Limited scope to increase Council Tax and other fees and charges

### **Budget Pressures and Investments**

- 3.2. In developing the budget plans, the Council undertook a review of base budgets to determine adequacy and reviewed demands on services. In addition, due diligence was carried out on the existing savings programme to ensure delivery of savings or the replacement of savings with suitable alternatives when the original plans proved to be no longer feasible. Requests for additional funding to improve service delivery or to deliver specific projects were also considered and, where justified, have been included in the financial projections. The table below shows an analysis of pressures built into the updated financial plans, £62.19m in 2023/24 excluding the reversal of the 2022/23 costs of the Commonwealth Games.

**Table 2.1 Analysis of Pressures and investment 2023/24 to 2026/27**

<b>Categorisation</b>	<b>2023/24 £m</b>	<b>2024/25 £m</b>	<b>2025/26 £m</b>	<b>2026/27 £m</b>
Growth (Budget increases for inadequacy and specific projects)	59.302	60.731	64.240	67.890
Savings written out and replaced	0.472	0.584	1.130	(0.861)
Commonwealth Games (reprofiling within cap)	(37.342)	(37.342)	(37.342)	(37.342)
Invest to Save (including repayments)	(3.865)	(2.748)	(10.305)	(9.861)
Demography	9.831	18.581	27.331	36.081
Change in legislation or regulation	18.648	19.048	19.048	19.048
Revenue cost of capital projects	2.084	2.084	2.084	2.084
Time limited resources	(5.225)	(9.611)	(10.774)	(10.956)
Pressures resulting from COVID 19	(0.187)	(0.339)	(0.339)	(0.339)
Other	2.671	4.731	4.806	4.884
Pension Fund	(21.538)	(21.538)	(21.538)	(21.538)
<b>Total</b>	<b>24.851</b>	<b>34.181</b>	<b>38.341</b>	<b>49.090</b>

Figures are shown cumulatively

#### **4. Service pressures**

4.1. The Council's budget is also under pressure from continuing increases in the number of vulnerable citizens accessing Council services, notably within social care, Children's services, and the homelessness services. To manage cost pressures over the medium term, significant work is taking place to manage this demand, including investment in early help and prevention.

#### **5. Social Care**

5.1. The financial sustainability of the social care system is a nationally recognised and widely reported problem, for which there has been much lobbying from the local government sector. The Government's response, in the absence of a sustainable long-term solution that fully address all the cost pressures, has been through both the provision of additional grant funding and giving local authorities the option of increasing the social care precept by a further 2% for 2023/24. Additional funding, compared to the 2022/23 levels is £13.5m, made up of additional Social Care Grant of £5.5m and the estimated funding from the 2% adult social care precept on Council Tax of £8m. The additional income will be used to offset some of the pressures in both adult and children's social care, although the funding will not cover all the pressures as identified below.

#### **6. Adult Social Care**

6.1. Adult social care supports around 12,000 citizens at any point in time, providing around 20,000 packages of care, and remains the Council's largest area of net expenditure, around 43%. Additional investment of £28m has been provided to the service to cover anticipated additional costs. This is partially funded through accepting the Adult Social Care tax levy allowed (£8.0m).

- 6.2. The Council has continued progressing its successful approach to social care that fosters enablement and independence, and reduced reliance on Council intervention. The customer journey project 2017-2020 introduced the three conversations approach. This approach has placed a greater emphasis on supporting citizens to live independently in community settings, rather than being placed in long term traditional care settings, delivering better outcomes for the citizens. The growth that has been built into the budget recognises the impact of these previous initiatives and the impact of ongoing transformation work.
- 6.3. Growth in demand from demographic, population and societal changes has been estimated at £9.5m. Growth in demand has switched from Older People to Younger Adults with more complex needs, and therefore more expensive packages.
- 6.4. Inflationary increases in externally commissioned care packages have been factored into the budget at £18m. Provider costs are predominantly wages. The Council has a duty to, as well as an obvious benefit from, maintaining a sustainable and stable care market, so must support providers in meeting these rising costs.

## **7. Children's Social Care**

- 7.1. Birmingham has a relatively high population of young people compared to other cities, with 46.1% of the population below 30. The Office for National Statistics predicts that there will be 5.3% growth in the number of children aged 5 to 14 over the next 20 years. Currently, 41% percent of Birmingham's children live in poverty. The number of young people, and those living in poverty directly impacts on the number of children requiring support from Children's services.
- 7.2. There is a continuing financial impact of demand pressures within children's social care due to increasing caseload and the complexity of cases. The Council recognises that early intervention can help limit the need for children to enter the social care system, lay the groundwork for improved performance at school and help to ease future pressure on adult social care by reducing the pressure on services for vulnerable adults. Continued investment in a co-ordinated approach to Early Help across partners will develop better preventative services and in the longer term reduce demand and cost for acute services.

### **Other Children's Services**

- 7.3. Home to School Transport remains an area of significant expenditure and risk for the Council. It is a vital and statutory service that provides transport to some of the most vulnerable children and young people in the city. COVID-19 has made it difficult to gauge ongoing cost pressures. Work is being undertaken to improve medium and long-term demand and financial modelling.
- 7.4. Although there are current in year underspends on the High Needs Block, within the Dedicated Schools Grant, the level of spend on High Needs remains an area of concern.

## **8. Inflation**

- 8.1. Allowance for inflation across the four years from 2023/24 to 2026/27 has been included in the MTFP (see Appendix A). This includes an uplift of contract budgets by an average 5% and income budgets by 5% annually in 2023/24. Uplifts of 5% have been applied to pay budgets from 2023/24 onwards considering the cost-of-living crisis. Subsequent years have been reduced to reflect treasury estimates in future years, before returning to target inflation of 2% from 2025/26.

### **Cost-of-Living Crisis**

- 8.2. At the start of the year supply chain issues became evident due to both the world economy emerging from the Covid-19 pandemic and the transitional Brexit arrangements with the EU coming to an end. The response to the conflict in Ukraine then created price rises in oil and gas. These factors have led to inflation rising to levels not seen for decades, CPI peaking at 11.1% in October 2022. The resultant Cost-of-Living crisis is beginning to impact on those coming forward for our services, whilst increasing our unit costs.
- 8.3. The United Kingdom is now entering a recession, which is predicted to last into 2024 and we anticipate an increase in demand for our services as a result.

## **9. Corporately Managed Budgets**

### **Financing Costs**

- 9.1. The Council's capital programme is £1.2bn over the four-year period to 2026/27, to deliver investment in line with the Council's priorities. The revenue effects of capital expenditure have been reviewed in the context of the capital programme outlined in Chapter 5 of this report, and expectations of movements in interest rates. The forecast revenue impact of the capital programme is reflected in this budget. Further details can be found in Chapter 5 and Appendix J.

## **10. Overall Budget Challenge and Savings Requirement**

- 10.1. Whilst the Local Government Finance Settlement announcements in December 2022 provided very welcomed additional funding for Birmingham City Council in 2023/24 as well as the extension of funding previously announced on a one-off basis, these additional resources are expected to be substantially absorbed by ongoing demand and demographic pressures, and do not represent a significant reversal in the context of the level of sustained funding reductions experienced by local government.
- 10.2. To meet the service pressures described above and to ensure base budget adequacy, cost reductions and/or further income generation are required across the medium term. This equates to £97.1m from the General Fund budget by 2026/27.

10.3. Should additional resources materialise across the medium term, they will be used to offset any remaining financial gaps, and any additionality will be reinvested in Council services in line with priorities outlined in Chapter 1.

10.4. Table 3.8 summarises the overall budget position for the period to 2026/27 and identifies that Birmingham City Council could have balanced budget for the next four year, however this only possible if the substantial savings identified are made and that the transformation programme continues.

## 11. Savings Requirement for future years

**Table 2.2 Savings Requirement**

	2023/24 £m	2024/25 £m	2025/26 £m	2026/27 £m
Base budget 2023/24	759.231	759.231	759.231	759.231
Changes in pay and price inflation	85.045	106.211	117.135	148.649
Budget pressures	24.851	34.181	38.341	49.090
<b>Corporate adjustments:</b>				
Other net change in use of / contribution to reserves	145.954	204.942	231.751	200.776
Corporately managed budgets	18.322	8.984	6.397	10.350
Changes in corporate government grants	(59.468)	(18.242)	(20.204)	(21.095)
<b>Total expenditure</b>	<b>973.935</b>	<b>1,095.307</b>	<b>1,132.649</b>	<b>1,147.001</b>
Business Rates	(410.863)	(487.852)	(495.937)	(501.120)
Top Up Grant	(69.303)	(71.421)	(67.856)	(63.856)
Council Tax	(429.159)	(459.040)	(471.819)	(484.958)
Collection Fund (surplus)/deficit Business Rates	(1.721)	0.000	0.000	0.000
Collection Fund (surplus)/deficit Council Tax	(14.032)	0.000	0.000	0.000
<b>Total resources</b>	<b>(925.078)</b>	<b>(1,018.314)</b>	<b>(1,035.612)</b>	<b>(1,049.934)</b>
<b>Savings requirement</b>	<b>48.857</b>	<b>76.994</b>	<b>97.038</b>	<b>97.067</b>
Planned savings	(48.857)	(76.994)	(97.038)	(97.067)
<b>Other solutions to be determined</b>	<b>0.000</b>	<b>0.000</b>	<b>0.000</b>	<b>0.000</b>

Figures are shown cumulatively

### Savings Proposals

11.1. The Medium-Term Financial Plan 2022-26 agreed in February 2022 included savings proposals to be delivered up to 2025/26. However, inflationary pressure has meant that additional costs have cancelled out the ability to make some of these savings, whilst the resultant cost of living crisis is creating additional demand for our services

11.2. Progress has also continued, supported by the Corporate Programme Management Office, to identify transformative Delivery Plan savings in the 3 pillars of People, Place and Fit for Purpose Council. The Council still faces a

challenging medium term financial position. This emphasises the importance of the ongoing work across the Council to transform services, continually improve processes and ways of working and identify new income streams so we can reduce the cost-of-service provision, to protect against service reductions and to balance future years' budgets.

- 11.3. The approach taken aligns to both the objectives shown on the previous page and the need to bring together both “top down” and “bottom up” initiatives. Birmingham City Council has identified savings opportunities that could be delivered and realised at pace and opportunities capable of delivering the size and scale of savings required without representing blanket service cuts and improving the outcomes for citizens.
- 11.4. This programme of savings will be underpinned by full project initiation documents with full due diligence undertaken and robust business cases supported by an overall delivery plan and supporting requirements that enable benefits realisation and commitment to engage with the wider Council through the Task and Finish Groups for each cross-cutting transformation plan. Project initiation documents have already been prepared for some of the savings to be planned for 23/24 and further work is being undertaken to deliver savings over the course of the 4-year medium term financial plan to again produce efficiencies and better outcomes for citizens. Details of these will be available in the July cabinet report.
- 11.5. Recognising that transformative change takes time to embed and deliver changes in costs or income generation, services also proposed one-off budget options for closing the 2023/24 financial gap and to support a balanced budget.

### **Savings Delivery**

- 11.6. The Council has significantly improved its delivery of savings in recent years. Table 2.3 below demonstrates this improvement, indicating that the past 4 years the Council has been delivering around 85% of its planned savings. This position has been maintained despite the challenges faced by the Council in dealing with the pandemic.

**Table 2.3 Previous Savings Delivery**

<b>Year</b>	<b>Planned Savings £m</b>	<b>Savings Delivered £m</b>	<b>Delivery %</b>
2016/17	88.2	32.4	37%
2017/18	70.9	48.3	68%
2018/19	52.9	42.8	81%
2019/20	46.2	38.7	84%
2020/21	22.1	16.0	73%
2021/22	33.1	29.9	91%
2022/23*	40.8	36.8	90%

\* This position is forecast on the basis of savings achieved to date and excludes savings considered at high risk

## 12. Financial Resilience

### Reserves

- 12.1. CIPFA Financial Resilience Index
- 12.2. The Financial Plan 2022-2026 considered CIPFA's Financial Resilience Index published in January 2022. The assessment was that the Council was in a relatively healthy financial position compared to other similar authorities.
- 12.3. The Council has been working with CIPFA over the past year to develop a bespoke version of the Financial Resilience Index which will allow the Council to compare itself with what it feels are more relevant comparator groups. Those are the Core Cities (Manchester, Liverpool, Newcastle Upon Tyne, Leeds, Sheffield Nottingham, and Bristol) and the West Midlands Local Authorities (Sandwell, Wolverhampton, Dudley, Walsall, and Solihull),

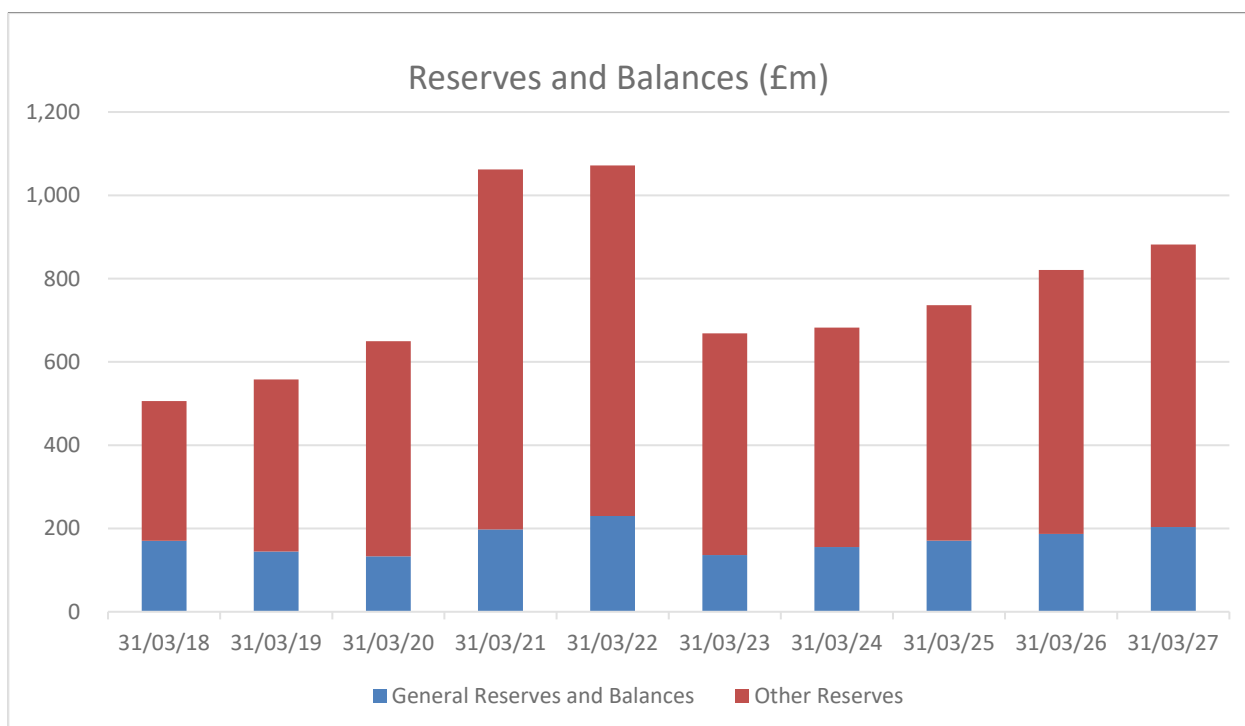
A full breakdown of the 2022 CIPFA Resilience Index can be seen [here at https://www.cipfa.org/services/financial-resilience-index-2022/resilience-index-2022](https://www.cipfa.org/services/financial-resilience-index-2022/resilience-index-2022).

Note: The link has been updated since the council papers were written as CIPFA has published on their website the latest 2022 data.

- 12.4. The Council holds a number of General Reserves which are available to the Council to manage financial risks, emergencies or smoothing budgetary issues, especially temporary funding gaps. The Resilience Reserve is informed by the rolling Risk Analysis in Appendix C to aim to provide financial cover for potential adverse risks. It is anticipated that the Council will have reserves levels of around £668.4m at the start of 2023/24, and around £881.7m by the end of the medium-term reporting period.

### Figure 2.4 Reserves and Balances graph





12.5. Reserves are only available to use once and cannot be used as a replacement for ongoing funding requirements. The Council's Reserves Policy (Appendix B) makes it clear that general reserves should not be used to mitigate the requirement to make ongoing savings and these reserves have not been used to mitigate savings.

## REVENUE BUDGET

### INCOME

13. Table 2.5 below sets out the Council's level of income across the medium term to 2026/27. The table indicates that the Council has four main sources of income: grants from Central Government, a share of Business Rates income, Council Tax income and locally raised revenue through fees and charges, sales, rents, etc, with increasing reliance being placed on locally generated income funding.

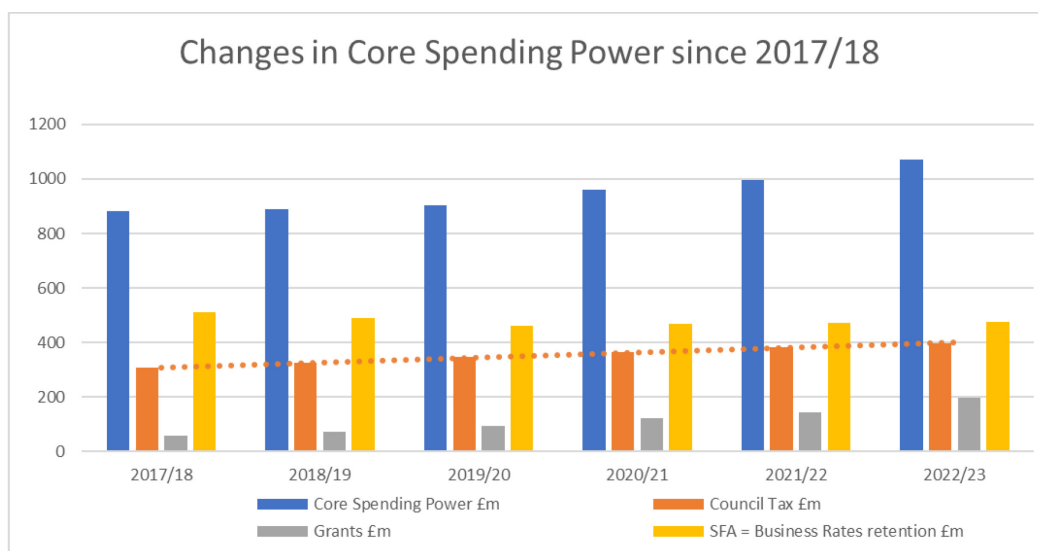
**Table 2.5 General Fund Grant and External Income**

	2022/23 £m	2023/24 £m	2024/25 £m	2025/26 £m	2026/27 £m
Top Up Grant	59.400	69.303	72.421	72.856	72.856
Other grants	560.057	581.952	537.462	539.425	540.315
<b>Subtotal grant funding</b>	<b>619.457</b>	<b>651.254</b>	<b>609.883</b>	<b>612.280</b>	<b>613.171</b>
Business Rates	352.040	410.863	487.852	495.937	501.120
Collection Fund surplus/(deficit) Business Rates	(35.997)	1.721	0.000	0.000	0.000
Council Tax	401.153	429.159	459.040	471.819	484.958
Collection Fund surplus/(deficit) Council Tax	(17.365)	14.032	0.000	0.000	0.000

	2022/23 £m	2023/24 £m	2024/25 £m	2025/26 £m	2026/27 £m
Top Up Grant / Business Rates Reset	0.000	0.000	0.000	0.000	0.000
<b>Subtotal Collection Fund</b>	<b>699.831</b>	<b>855.775</b>	<b>946.892</b>	<b>967.756</b>	<b>986.078</b>
Potential income reduction from funding reforms	0.000	0.000	(1.000)	(5.000)	(9.000)
External income <sup>1</sup>	383.255	346.100	361.751	366.867	361.966
<b>Subtotal Corporate &amp; Directorate Funding</b>	<b>1,702.543</b>	<b>1,853.130</b>	<b>1,917.527</b>	<b>1,941.903</b>	<b>1,952.215</b>
Schools funding (Ring-Fenced) <sup>2</sup>	801.346	828.103	819.934	819.934	819.934
Grants to reimburse expenditure <sup>3</sup>	479.856	524.355	524.874	524.874	524.874
<b>Total General Fund Grant &amp; External Income</b>	<b>2,983.745</b>	<b>3,205.588</b>	<b>3,262.336</b>	<b>3,286.712</b>	<b>3,297.024</b>

14. Locally derived income, in the form of Council Tax, retained Business Rates, sales, fees and charges, makes up around 64% of Corporate and Directorate funding, compared to the 36% from Government grants. Therefore, there is a strong incentive for the Council to plan for and achieve growth in the tax base for both Council Tax and Business Rates. Combined, Council Tax and Business Rates income funds around 19% of total gross general fund expenditure. Over the past years, increasingly the burden of funding the Council's budget has fallen on Birmingham taxpayers and the Government's spending power calculations for local authorities relies on Councils uplifting Council tax by the maximum values. This is illustrated in the chart below which shows the spending power changes since 2017/18.

**Figure 2.6 Changes in Birmingham's Spending Power from 2017/18 to 2022/23**



Source: Provisional Local Government Finance Settlement- CSP Supporting Information Table 2223 (The orange dotted line shows the trend in the annual increase in council tax)

## 15. Business Rates

### Local Retention of Business Rates

- 15.1. Since 2017/18 the council, along with the other West Midlands District Councils has been in a 100% Business Rates Retention Pilot. As such the council has forgone Government Revenue Support Grant to retain 100% of Business Rates income (99% to Birmingham City Council and 1% to the West Midlands Fire Authority). Authorities such as Birmingham will continue 100% Business Rate Retention in 23-24, however this will be reviewed in future years by DLHUC.
- 15.2. 2023 is also a revaluation year and DLUHC have confirmed that Local Authorities will be compensated “as if there was no revaluation” – in other words as if business rates had gone up by September CPI (10.1%) and not the 6% increase in the SBRM. Birmingham City understands that this is being funded from within the funding secured at the Autumn Statement.
- 15.3. This compensation effectively means that Baseline funding levels, as well as tariffs and top-ups will all increase by 10.1% in 2023-24. This compensation will come via un-ringfenced section 31 grants, as has been the case in previous years and in CSP tables is reflected in a significant 73% increase in in the total compensation for under-indexing the business rates multiplier.
- 15.4. Compensation payments will now use CPI rather than RPI from 2023-24 onwards, this was legislated for in 2018 but until now had not been reflected in the business rates retention system. The Technical Support Team understand that historic, pre-2023-24, compensation payments will continue to use RPI.
- 15.5. The Council continues to be part of the West Midlands Pilot for 100% Business Rates retention (99% for Birmingham City Council and 1% for West Midlands Fire Authority). Current financial plans assume that the Pilot will continue, meaning that the Council will continue to benefit from retaining any local Business Rates to support local investment. The Government has signalled that it will no longer proceed with the move to 75% business rates retention, so an element of risk has been removed for the levels of Business Rates which is currently retained in the local area. We await announcements on what the future Business Rates scheme will be.
- 15.6. Funding uncertainties however remain around how the funding baseline for the change will be set and calculated. This process, referred to as a reset, will redistribute real terms growth in Business Rates amongst local authorities based on need. The timing of any potential reset has now been announced by Government as 2025/26 at the earliest. It is estimated that the Council could lose £11.3m from a reset, which is reflected in the Councils Financial Risks Register.
- 15.7. Government has implemented the Business Rates Valuation with effect from 1<sup>st</sup> April 2023, and have also frozen the Business Rates Multiplier, which would normally have been amended to reflect the new valuation and smooth the amounts being received by Local Authorities. The Council has updated its forecasts of future Business Rates receipts to include the impact of new developments and the sustainability of businesses and the recovery from the pandemic. The forecast for 2023/24 was approved by Cabinet at the meeting of 17 January 2023 and is therefore the basis for the numbers in the MTFP.

## 16. Council Tax

- 16.1. Council Tax income yield is dependent upon several elements in the Council Taxbase calculation, namely: the number and mix of dwellings including new developments, changes in discounts and exemptions, changes to the number of claimants under the Council Tax Support Scheme, the level of Council Tax, and the assumed level of collection. The estimated funding within the Medium-Term Financial Plan is based on the forecast of 263,262 Band D equivalent properties for 2022/23, which was approved by Cabinet at its meeting on 17 January 2023. Non-collection has been assumed to be at a rate of 3.15% in 2023/24 (frozen at the same level as 2022/23), before reducing to usual levels of 2.9% annually from 2024/25 onwards.
- 16.2. Where Councils have been unable to collect outstanding Council Tax in a year, this shortfall usually becomes an adjustment to the Council's overall income in the financial year following collection. For 2022/23, the Council Tax surplus has been estimated to be £14.0m.
- 16.3. The Council Tax requirement for 2022/23 assumes a general increase in Council Tax of 2.99% and a 2% precept relating to adult social care. The flexibility to charge this precept in addition to the general amount of Council Tax was extended by Government in recognition of the ongoing financial pressures on adult social care services. The precept is estimated to raise £8.0m of additional resources to support adult social care investment.
- 16.4. The Council Tax requirement of £429.2m (excluding parish precepts and Enterprise Zone growth) is divided by the Council Taxbase for the year of 263,262 to give a band D Council Tax for Birmingham Council of £1,630.16 (excluding Police, parish, and Fire precepts). This figure is converted to the amount payable by properties in other valuation bands by applying a set multiplier, to arrive at the charge citizens will pay for Council services. The calculations are shown in Table 2.7 below.

**Table 2.7 Council Tax Requirement**

	<b>City Council Services £</b>	<b>Incl. Parish Precepts and Enterprise Zone Growth £</b>
Gross Expenditure	3,818,371,014	3,837,255,830
Parish Precepts		1,919,166
Less: Estimated Income (excluding Business Rates, Top Up Grant and Council Tax)	(2,893,293,143)	(2,897,640,487)
<b>Net Expenditure</b>	<b>925,077,871</b>	<b>941,534,509</b>
Less:		
Business Rates	(410,863,423)	(424,341,829)
Business Rates (surplus)/deficit	(1,720,714)	(2,779,780)

	<b>City Council Services £</b>	<b>Incl. Parish Precepts and Enterprise Zone Growth £</b>
Revenue Support Grant	0	0
Top Up Grant	(69,302,593)	(69,302,593)
Council Tax Collection Fund (surplus)/deficit	(14,032,000)	(14,032,000)
<b>Council Tax Requirement</b>	<b>429,159,141</b>	<b>431,078,307</b>
<b>Divided by taxbase</b>	<b>263,262</b>	<b>263,262</b>
<b>Band D Council Tax</b>	<b>1,630.16</b>	<b>1,637.45</b>

16.5. Beyond 2023/24, the financial plans assume a 2.99% increase in Council Tax rates based on the current referendum limit in 2024/25 followed by 1.99% in subsequent years. The Adult Social Care precept is assumed to rise by 2% in 2024/25 with no subsequent increases in subsequent years. This is a planning assumption; the actual tax rises will need to be formally approved by Full Council each year.

## 17. Precepts

17.1. The Council also collects the precepts on behalf of other organisations and the impact of these on Council Tax is as outlined in the table below.

**Table 2.8 Precepts**

	<b>Band D Council Tax 2022/23 £</b>	<b>Band D Council Tax 2023/24 £</b>	<b>Increase/ (Decrease) £</b>	<b>Date Precept Agreed</b>
Birmingham City Council	1,552.68	1,630.16	77.48	
Fire and Rescue Authority	68.03	73.02	4.99	15 February 2023
West Midlands Police & Crime Commissioner	187.55	202.55	15.00	16 February 2023
New Frankley in Birmingham	33.74	43.52	9.78	25 January 2023
Royal Sutton Coldfield	49.96	49.96	0.00	26 January 2023

Full details of the calculations are set out in Appendix F.

## 18. Government grants

18.1. The total grant allocation from Government for the Council is expected to be £2.0bn. This is an increase of £99.5m compared to the budget position for 2022/23. There are two main categories of grant:

- Those that are used to fund wider Council services, for example Top Up Grant, Business Rates related Section 31 grants

- Those ringfenced to fund service specific activities, for example the Social Care Grant.

18.2. Further information on funding of education services, including schools, is set out in Chapter 3. The total Dedicated School Grant expected to be managed by the Council is £765.3m in 2023/24, subject to the finalisation of pupil numbers. The Dedicated School Grant will reduce if schools convert to academies. Total school funding is expected to be £828.1m in 2023/24.

18.3. The Council will continue to explore all other opportunities for further grant funding and submit bids as appropriate to seek to maximise income and identify additional funding to deliver the Council's priorities.

## **19. Locally generated income**

19.1. The Council has budgeted to receive approximately £248.6m from fees and charges and other sources of income in 2023/24. Some charges are set by legislation (e.g., licensing charges) whereas others the Council has discretion to determine. Fees and charges are set on an annual basis and subject to annual approval from Council/Cabinet. Further details about fees and charges are set out in Appendix P.

## **20. Housing income**

20.1. Further information on income within the Housing Revenue Account, including details of rent and service charge income is set out in Chapter 5. Total income is expected to be £303.6m in 2023/24.

### **Pay Policy**

20.2. The Council is statutorily required under the Localism Act 2011 to undertake an annual review of its pay arrangements and to publish these referring to the following:

- The methods by which salaries of all employees are determined
- The detail and level of remuneration of its most senior employees, i.e., 'Chief Officers', as defined by the relevant legislation
- The detail and level of remuneration of the lowest paid employees
- The relationship between the remuneration for highest and lowest paid employees
- The Committee(s) /Panels responsible for ensuring the provisions set out in this statement are applied consistently throughout the Council and recommending any amendments to the full Council

20.3. The above details are captured in a Pay Policy Statement, attached at Appendix O. The purpose of the Statement is to provide transparency regarding the Council's approach to setting the pay of its employees (excluding those

working in local authority schools). The principles set out within the Pay Policy Statement are compliant with the budget proposals.

## **21. Capital Programme**

- 21.1. The Council has a large and complex capital programme driven particularly by the Council Plan, with the ambition being to develop a longer-term strategy in the form of a 25-year capital programme.
- 21.2. The Capital Strategy priorities for new projects and programmes supporting the Council Plan and delivery of our statutory duties. Our strategy enables the economic development of the City and transforming our services. In conjunction with the Capital Strategy are the Property Strategy and the Commercialisation Strategy. These are set out in Chapter 5.
- 21.3. The Council will continue to manage its borrowing in accordance with CIPFA's Prudential Code and has a prudent policy for debt repayment set out in its Minimum Revenue Provision policy (Appendix M). Future Council borrowing from the Public Works Loans Board will need to comply with new lending terms that prevent local authorities from using its loans to buy investment assets primarily for yield.

## **22. Reserves**

- 22.1. The Council maintains reserves for a variety of reasons. These include:
- The need to put aside sums in case of unexpected future expenditure (such as a large insurance claim)
  - To smooth out future payments (such as payments under PFI agreements) or to cover timing differences (such as grant money received in any given year where expenditure takes place in a later year)
  - To provide pump prime funding for projects to deliver changes in working practices.
  - To fund specific activities where the Council has little or no flexibility. These ringfenced reserves are mainly for Schools or the Housing Revenue Account and cannot be used to support general Council activity
- 22.2. The Council's policy on reserves, as shown in Appendix B, makes clear that reserves are not to be used to avoid the necessity to make ongoing savings or meet budget pressures other than in exceptional circumstances.
- 22.3. The Council's reserves can be split into the following categories:
- General Reserves and Balances
  - Earmarked Reserves
  - Revenue Grant Related Reserves
  - Ringfenced Reserves

- Capital Reserves

22.4. Reserves can only be used on a one-off basis, which means that their application does not offer a permanent solution.

### 23. Use of Reserves 2023/24

23.1. In line with the Council Plan and Budget 2019+ agreed in February 2019, the Council planned for the strategic use of £4.0m of Corporate Reserves in 2022/23 and £3.0m in 2023/24 to fund the revenue costs arising from the backdated application of a consistent Minimum Revenue Provision policy to 2007/08 as referred to in paragraph 23.5.

**Table 2.9 Strategic Use of Reserves**

	2022/23 £m	2023/24 £m	Movement £m
Use of Financial Resilience Reserve	(29.000)	(3.000)	26.000
<b>Strategic Use of Reserves</b>	<b>(29.000)</b>	<b>(3.000)</b>	<b>26,000</b>

23.2. In 2023/24 a net contribution to reserves is planned totalling £14.1m. The overall position is set out in Table 2.10 below.

**Table 2.10 Analysis of Reserves in 2023/24**

	Forecast Closing Balance (31st March 2023) £m	2023/24 planned (use) / contribution to Reserves £m	2023/24 planned net (borrowing)/ repayments to Reserves £m	Total £m
Delivery Plan Reserve (DPR)	44.975	(3.000)	5.999	<b>47.974</b>
Financial Resilience Reserve (FRR)	52.936	11.884	4.302	<b>69.122</b>
General Fund Balance	38.382	0.000	0.000	<b>38.382</b>
Schools Reserves	79.888	0.000	0.000	<b>79.888</b>
DSG Reserves	15.989	0.000	0.000	<b>15.989</b>
Public Health Reserves	3.699	0.000	0.000	<b>3.699</b>
Earmarked Reserves	432.566	(5.075)	0.000	<b>427.491</b>
<b>Total</b>	<b>668.434</b>	<b>3.809</b>	<b>10.301</b>	<b>682.544</b>

Note: While there is a forecast 2021/22 General Fund overspend of £11.0m based on Month 9 budget monitoring, it is expected that corrective action will take place to ensure the budget is balanced by March 2023.

#### **Delivery Plan Reserve (DPR)**

23.3. The Delivery Plan Reserve (DPR) has been established to enable the necessary investment required by the Council's Delivery Plan. It also contains the previous Invest to Save Reserve for which the following allocations and repayments have been planned. It is expected that once business cases for the



Delivery Plan projects have been finalised there will be further drawdowns during the year.

23.4. The breakdown of uses of and contributions to the DPR is set out in the table below:

**Table 2.11 Delivery Plan Reserve**

	£m
Opening Balance as at 1st April 2022	66.196
Forecast Net Repayment of DPR	3.296
Budgeted Use of DPR in 2022/23	(18.414)
Use of DPR to fund Early Intervention and Prevention	(3.600)
Use of DPR to fund transformation of Children & Families Directorate	(2.503)
<b>Subtotal Forecast Balance as at 31st March 2023</b>	<b>44.975</b>
Funding of other Transformation projects in Children and Families	(0.750)
Funding of Transformation activities across the Council	(2.250)
<b>Subtotal Planned Use of DPR in 2023/24</b>	<b>(3.000)</b>
<b>Planned Repayment of DPR in 2023/24</b>	
FG101 19+ ERP system REVISED	1.444
EC103a 19+ Commercial Property*	0.963
Capita ICT Service Transition	2.615
Transport Savings	0.062
Work Place Parking Levy	0.915
<b>Subtotal Planned Repayment of DPR in 2023/24</b>	<b>5.999</b>
<b>Forecast net contribution to DPR 2023/24</b>	<b>2.999</b>
<b>Closing Balance as at 31st March 2024</b>	<b>47.974</b>

**Financial Resilience Reserve (FRR)**

23.5. The breakdown of uses of and contributions to the FRR is set out in the table below:

**Table 2.12 Financial Resilience Reserve**

	£m
<b>Opening Balance as at 1st April 2022</b>	<b>125.482</b>
Use of FRR in 2022/23 re MRP	(4.000)
Use of DRF Contributions in 2022/23	(25.000)

	£m
Funding of Route to Zero (R20)	(0.956)
Net borrowing from FRR in 2022/23	(0.912)
Funding 10% uplift of Household Support Grant	(1.300)
Funding of Pay Award above budget	(14.878)
Funding Cost of Living Emergency	(5.000)
Funding Energy Costs of Corporate Estate above budget	(10.900)
Funding Adult Social Care BDP/Client Contributions shortfall	(4.600)
To fund Graffiti Street Art	(1.000)
To fund Cleaner Streets	(3.000)
To fund Leisure shortfall	(1.000)
<b>Subtotal Forecast Balance as at 31st March 2023</b>	<b>52.936</b>
Use of FRR in 2023/24 re MRP	(3.000)
Use of FRR to fund World of Work and the Youth Employment Initiative	(1.449)
Contribution to FRR in 2023/24	16.333
Net repayment to FRR in 2023/24	4.302
<b>Forecast Closing Balance as at 31st March 2024</b>	<b>69.122</b>

23.6. A net £4.3m of borrowing will be repaid to the reserve in 2023/24. In future years further net repayments are planned.

23.7. The FRR will be used to meet additional pressures arising between month 8 and the MTFP budget setting, should this be necessary. This will be reported to cabinet as part of the in-year budget monitoring.

### **General Fund Balance**

23.8. The General Fund Balance will be £38.4m on 1 April 2023. This represents c4.5% of the Council's net General Fund budget in line with the Cabinet decision of 10 November 2020. There is no planned use of the General Fund Balance in 2023/24.

### **Schools Reserves**

23.9. In 2023/24, there is no planned use of Schools' reserves, and the balance remains the same as £79.9m

### **Dedicated Schools Grant (DSG) Reserves**

23.10. In 2023/24, there is no planned use of DSG reserves and the balance remains the same as £16.0m

## Public Health Reserves

23.11. In 2023/24, there is no planned use of Public Health reserves, and the balance remains the same as £3.7m

## Earmarked Reserves

23.12. In 2023/24 it is proposed to make a net use of £5.1m of earmarked reserves comprising the following:

**Table 2.13 Net use of Earmarked Reserves**

<b>Uses of Earmarked Reserves</b>	<b>£m</b>
<i>Use of income compensation reserve related to the Collection Fund losses in 2020/21</i>	(7.827)
<i>Use of Better Care Fund Grant Reserves</i>	(5.000)
<i>Use of Homes for Ukraine Reserve</i>	(4.413)
<i>Use of Section 256 - Frail Elderly Fund Reserve</i>	(4.828)
<i>Use of Budget Smoothing Reserve</i>	(8.259)
<i>Use of Education PFI Reserve</i>	(0.564)
<i>Use of Policy Contingency Reserve</i>	(0.531)
<i>Uses of Other grant reserves.</i>	(10.742)
<i>Uses of Other earmarked reserves</i>	(0.470)
<b>Subtotal Uses of Earmarked Reserves</b>	<b>(42.633)</b>
<b>Contributions to Earmarked Reserves</b>	
<i>Net Repayment to Section 31 grant reserve from Business Rates Collection Fund surplus related to Government reliefs</i>	32.400
<i>Contribution to Cyclical Maintenance Reserves</i>	1.800
<i>Contribution to Insurance Fund</i>	1.811
<i>Contribution to Local Election Costs cyclical reserve</i>	0.300
<i>Repayment of Offshoring Reserve</i>	0.971
<i>Capital Fund Replenishment funded Corporately</i>	0.275
<b>Subtotal Contributions to Earmarked Reserves</b>	<b>37.557</b>
<b>Total (Use)/Contributions to Earmarked Reserves)</b>	<b>(5.075)</b>

## Overall Impact on Reserves

23.13. The summary movement in reserves is shown in Table 2.14 below. This shows the movement in reserves between the planned figures for the 2022/23 and 2023/24 financial years.

**Table 2.14 Movements in Reserves**

	<b>2022/23 £m*</b>	<b>2023/24 £m</b>	<b>Movement £m</b>
<b>Strategic use of reserves (see table 3.10)</b>	<b>(29.000)</b>	<b>(3.000)</b>	<b>26.000</b>

	2022/23 £m*	2023/24 £m	Movement £m
<b>Corporate (Use of)/ Contribution to Reserves</b>			
Contribution to Capital Fund (Revenue Reserve)	0.275	0.275	0.000
Business Rates Volatility Contingency	(8.432)	0.000	8.432
Section 31 Grant	(124.412)	32.400	156.812
General Contribution to FRR Reserve	0.000	16.333	16.333
Use of FRR Reserve to fund R20	(0.956)	0.000	0.956
Use of FRR to fund World of Work and the Youth Employment Initiative	0.000	(1.449)	(1.449)
Contribution to Delivery Plan Reserve	2.844	0.000	(2.844)
Use of Council Tax Hardship Fund Reserve	(16.992)	0.000	16.992
Policy Contingency Reserve	(7.005)	(0.531)	6.474
Use of Community Recovery Plan Reserve	(9.067)	0.000	9.067
Use of Covid Reserve	(8.700)	0.000	8.700
Use of Delivery Plan Reserve	(24.271)	(3.000)	21.271
Income Compensation re Collection Fund	(7.827)	(7.827)	0.000
Use of Budget Smoothing Reserve	0.000	(8.259)	(8.259)
Release of Corporate Events Reserve	(1.500)	0.000	1.500
Corporate Use of Housing Benefit Subsidy Reserve	(2.000)	0.000	2.000
Cyclical Maintenance Reserve	(0.510)	1.800	2.310
Commonwealth Games Reserves	(31.249)	0.000	31.249
Insurance Fund	2.000	1.811	(0.189)
Other Use of Reserves	1.232	(0.564)	(1.796)
<b>Other (Use of)/ Contribution to Reserves</b>	<b>(236.570)</b>	<b>30.990</b>	<b>267.560</b>
<b>Borrowing from/ Repayments to Reserves</b>			
<b>Borrowing for:</b>			
Net Corporate Borrowing from FRR	(0.942)	0.000	0.942
Planned use of Delivery Plan Reserve	(0.434)	0.000	0.434
<b>Sub-total Borrowing from Reserves</b>	<b>(1.376)</b>	<b>0.000</b>	<b>1.376</b>
<b>Net Repayments:</b>			
Net Repayment of borrowing from FRR	0.000	4.302	4.302
Other Repayments to Reserves	0.454	0.971	0.517
<b>Sub-total Net Repayments</b>	<b>0.454</b>	<b>5.273</b>	<b>4.819</b>
<b>Total Corporate Uses of/Contribution to Reserves and Borrowing/Repayment</b>	<b>(237.492)</b>	<b>36.263</b>	<b>23.755</b>
<b>(Use of)/Contribution to Grant and Earmarked Reserves</b>			
(Use of)/Contribution to Grant Reserves	(23.720)	(24.983)	(1.263)
(Use of)/Contribution to Other Earmarked Reserves	0.264	(0.170)	(0.434)
Directorate Repayment of Delivery Plan Reserve	6.743	5.999	(0.744)
Directorate Repayment of FRR	0.030	0.000	(0.030)
<b>Total Other (Use of)/Contribution to Reserves</b>	<b>(16.683)</b>	<b>(19.154)</b>	<b>(2.471)</b>
<b>*Total(Use of)/Contribution to Reserves</b>	<b>(283.175)</b>	<b>14.109</b>	<b>297.284</b>

\* This is the original planned use of Reserves as per the Financial Plan 2022-2026

23.14. After taking account of planned contributions to and from reserves and balances, the position is expected as shown in Table 2.15 below.

**Table 2.15 Reserves Position**

Description	31/03/2023 £m	31/03/2024 £m	31/03/2025 £m	31/03/2026 £m	31/03/2027 £m
<b>General Reserves and Balances</b>					
Corporate General Fund Balance	38.382	38.382	38.382	38.382	38.382
Delivery Plan Reserve	44.975	47.974	47.164	46.259	45.340
Financial Resilience Reserve Gross	75.328	87.212	99.194	112.326	126.461
Net Borrowing from Financial Resilience Reserve	<u>(22.392)</u>	<u>(18.090)</u>	<u>(13.897)</u>	<u>(10.141)</u>	<u>(6.856)</u>
Subtotal Financial Resilience Reserve	52.936	69.122	85.297	102.185	119.605
<b>General Reserves and Balances</b>	<b>136.293</b>	<b>155.478</b>	<b>170.843</b>	<b>186.826</b>	<b>203.327</b>
<b>Schools Reserves</b>	79.888	79.888	79.888	79.888	79.888
<b>DSG Reserves</b>	15.989	15.989	15.989	15.989	15.989
<b>Public Health Reserves</b>	3.699	3.699	3.699	3.699	3.699
<b>Earmarked Reserves</b>					
<b>Earmarked reserves: Contractual commitments</b>					
Highways PFI	185.815	185.815	185.815	185.815	185.815
Education & Skills PFI	0.564	0.000	1.046	2.539	4.488
Other Contractual Commitments	5.529	5.529	5.529	5.529	5.529
<b>Total Contractual commitments</b>	<b>191.908</b>	<b>191.344</b>	<b>192.390</b>	<b>193.883</b>	<b>195.832</b>
<b>Earmarked reserves: Planned Future Revenue &amp; Capital Expenditure</b>					
Bus Lane Enforcement Income	7.047	7.047	7.047	7.047	7.047
Capital Fund	19.985	20.260	20.535	20.810	21.085
Clean Air Zone	32.515	32.515	32.515	32.515	32.515
Community Recovery Plan Reserve	0.733	0.733	0.733	0.733	0.733
Covid Reserve	0.259	0.259	0.259	0.259	0.259
Corporate Major Events	0.500	0.500	0.500	0.500	0.500
Council House Refurbishment Reserve	2.325	2.325	2.325	2.325	2.325
Delivery Plan Programme Management Reserve	1.810	1.810	1.810	1.810	1.810
Income Compensation re Collection Fund	7.829	0.000	0.000	0.000	0.000
One-off resources from previous years	3.674	3.144	2.611	2.611	2.611
S31 Grant Reserve	(32.401)	0.000	0.000	0.000	0.000
Other Grant Reserves	102.569	77.586	64.831	56.149	56.149
Other Earmarked Reserves	20.586	21.387	21.530	21.830	20.930
<b>Total Planned Future Revenue &amp; Capital Expenditure</b>	<b>167.428</b>	<b>167.565</b>	<b>154.695</b>	<b>146.588</b>	<b>145.963</b>

Description	31/03/2023 £m	31/03/2024 £m	31/03/2025 £m	31/03/2026 £m	31/03/2027 £m
<b>Earmarked reserves: Specific Risks</b>					
Business Rates Volatility Contingency	15.160	15.160	15.160	15.160	15.160
Cyclical Maintenance	10.390	12.190	15.280	18.370	21.460
Insurance Fund	11.481	13.292	15.103	16.914	18.725
Waste Disposal Outage Contingency	2.000	2.000	2.000	2.000	2.000
Other Risk Reserves	5.125	5.125	5.125	5.125	5.125
<b>Total Specific Risks</b>	<b>44.156</b>	<b>47.767</b>	<b>52.668</b>	<b>57.569</b>	<b>62.470</b>
<b>Earmarked reserves: Budget Stabilisation</b>					
Budget Smoothing Reserve	25.817	17.559	62.641	132.934	171.279
<b>Total Budget Stabilisation</b>	<b>25.817</b>	<b>17.559</b>	<b>62.641</b>	<b>132.934</b>	<b>171.279</b>
<b>Earmarked reserves: Other</b>					
Other Reserves	3.256	3.256	3.256	3.256	3.256
<b>Total Other</b>	<b>3.256</b>	<b>3.256</b>	<b>3.256</b>	<b>3.256</b>	<b>3.256</b>
<b>Total Earmarked Reserves</b>	<b>432.566</b>	<b>427.491</b>	<b>465.650</b>	<b>534.230</b>	<b>578.800</b>
<b>Total Reserves</b>	<b>668.434</b>	<b>682.544</b>	<b>736.068</b>	<b>820.631</b>	<b>881.702</b>

Figures are shown cumulatively.

## 24. Policy Contingency

- 24.1. Separate and distinct from reserves, the 2023/24 budget includes a Policy Contingency budget as detailed in Table 2.16 below. The Policy Contingency budget is held centrally and not allocated to services at the start of the financial year. It is retained to protect against unplanned expenditure or when the costs of certain decisions which may be taken during the financial year become clearer. Allocations will be made to services only after the demonstration of need and are subject to review and approval by the Chief Finance Officer except for allocations from General Contingency which will be approved by Cabinet.
- 24.2. The unallocated General Contingency of £4.5m provides some level of risk cover in the overall delivery and management of the budget in 2023/24.
- 24.3. There are several savings that will be allocated to Directorates in 2023/24. Until they are allocated, these will be held within the Policy Contingency budget.

**Table 2.16 Policy Contingency**

Policy Contingency	£m
Inflation Contingency	8.844
Funding of Transformation activities across the Council	2.250
Workforce Equalities	2.000
Apprenticeship Levy	1.352

<b>Policy Contingency</b>	<b>£m</b>
Highways Maintenance	1.050
Loss of Income from Car Park Closures	0.252
Corporate Funding for Owning & Driving Performance (ODP)	
Culture Change Programme	0.129
Funding of Euro cities Forum Meeting 23/24	0.050
Funding of West Midlands Strategic Migration Partnership	0.015
Street scene initiatives	0.573
General Policy Contingency	4.492
<b>Total Policy Contingency excluding savings</b>	<b>21.007</b>
Fit for Purpose savings	(21.260)
<b>Total Savings to be allocated</b>	<b>(21.260)</b>
<b>Total Policy Contingency</b>	<b>(0.253)</b>

## **CHAPTER 3: HOUSING REVENUE ACCOUNT (HRA)**

### **1. Summary**

- 1.1. The HRA Self Financing Framework was introduced from April 2012 (as part of the Localism Act 2011) and this required local authorities to maintain a long term HRA Business Plan.
- 1.2. In November 2022 Government announced a rent increase cap for 2023/24 of 7%. The proposal is to increase rents in Birmingham to this cap. Service charges will be set at a level that reflects the costs of service delivery, whilst ensuring value for money for tenants and ensuring that charges are eligible for support through housing benefit wherever possible.

### **2. Background**

- 2.1. The Council manages approximately 59,000 homes. The priorities are maintaining Decency Standards, Fire Safety, Decarbonisation, Development and providing a high level of service delivery to social housing tenants.
- 2.2. The Housing Revenue Account is a statutorily ring-fenced account that deals with income and expenditure arising as a result of the Council's activities as a provider of social and affordable housing. The legislation requires that income and expenditure relating to the Council's provision of social and affordable housing must be accounted for within the HRA and that the proposed annual budget is balanced.

### **3. Strategic Overview and Context of Financial Pressures on the HRA**

- 3.1. The HRA is under considerable service and financial pressure because of national and local policy changes and the following issues are reflected in the HRA Business Plan:
  - There is a commitment to continue to invest in building safety measures for all the HRA high-risk buildings to achieve compliance with both current and future legislative requirements.
  - The commitment to building safety has had a knock-on effect on the ability to cyclically improve the standard of our properties and respond to repairs. There is a need to ensure that HRA dwellings meet Decency Standards.
  - There are increased costs for both new build homes and current retained stock with the need to move towards the Government's target of net zero carbon emissions
- 3.2. Whilst the HRA is increasing investment to meet these pressures and improve stock condition the investment required is considered affordable over the 30-year period of the plan. The level of HRA debt is estimated to be £1,070.8m at the end of March 2023. The plan includes adequate reserves and provisions for potential bad debts (estimated at beginning of 2023/24 at £133.4m, including minimum balances of £15.3m and provisions for bad debts of £38.9m).



3.3. There are statutory requirements to ensure that there is no cross-subsidy between the HRA and General Fund services (the “who benefits” principle – designed to ensure that Council tenants do not pay twice for the same service, through both Council Tax and Rents), that an annual balanced budget is set and that the service is sustainable and affordable in the long run based on the HRA Self-Financing framework.

#### **4. Key Outcomes and Strategic Housing Service Objectives**

4.1. The Housing Strategy 2022-2027 was approved by Cabinet at its meeting on 13 December 2022. This strategy provides the Council with an opportunity to launch a more strategic approach to investment, including a robust Asset Management Strategy and Housing Revenue Account Business Plan, setting out the Council’s investment priorities over the long term. The HRA Business Plan 2023+ is intended to support the following key strategic and Housing Service objectives:

4.2. Building New Homes and Maintaining our Stock

- Provision of new affordable housing to replace obsolete properties and provide a significant contribution to the Housing Growth Strategy with over 2,000 new council homes being built and acquired, with an associated investment of £436.2m.
- Investment to keep properties within Decency Standards at an estimated cost of £997.4m over the next ten years. This will be achieved through the life-cycle replacement of property components (windows, heating, kitchens, bathrooms, roofs, electrical components) as well as fire protection works and structural investment.
- Discharge of statutory day to day repairs and maintenance obligations (including compliance with health and safety on annual gas inspections) with investment of £856.3m over the next ten years.
- Adaptations to properties to continue to promote independent living (an investment of £69.1m over the next ten years).
- The HRA will need to contribute the Council's commitment to make Birmingham Carbon Neutral by 2030, which will involve investment in a significant retrofit programme within the HRA portfolio. The plan includes £152.3m funding to begin this work, of which £23.3m is grant-funding.

#### **5. HRA Business Plan 2022+ and Budget 2022/23**

5.1. A summary of the HRA Self Financing Business Plan 2023+ is set out in Appendix H.

5.2. The comparison of the HRA budget for 2022/23 and the proposed budget for 2023/24 is set out in Table 3.1 below:

**Table 3.1 HRA Budget 2022/23 and 2023/24**

	2022/23 £m	2023/24 £m	Change £m	Change %
Repairs	75.394	79.093	3.699	+4.9%
Local Housing Costs	69.668	80.793	11.125	+16.0%
Bad Debt Provision	5.546	5.558	0.012	+0.2%
Estate Services Costs	20.534	24.497	3.963	+19.3%
Debt Repayment	0.000	0.000	0.000	+0.0%
Debt Financing Costs	47.903	49.825	1.922	+4.0%
Contributions for Capital Investment	68.693	63.828	(4.865)	-7.1%
<b>Total Expenditure</b>	<b>287.738</b>	<b>303.594</b>	<b>15.856</b>	<b>+5.5%</b>
Rental Income (net of Voids)	(260.501)	(275.878)	(15.377)	+5.9%
Other Income/Service Charges	(27.237)	(27.716)	(0.479)	+1.8%
<b>Total Income</b>	<b>(287.738)</b>	<b>(303.594)</b>	<b>(15.856)</b>	<b>+5.5%</b>

## 6. HRA Business Plan 2023+ – Short Term and Long-Term Financial Evaluation

6.1. The revenue aspects of the HRA Business Plan 2023+ are summarised below:

**Table 3.2 HRA Business Plan 2023+**

	2023/24 £m	2024/25 £m	2025/26 £m	2026/27 £m	10 Year £m
Repairs	79.093	81.363	82.611	83.825	856.257
Local Housing Costs	80.793	81.934	83.270	85.321	885.423
Bad Debt Provision	5.558	5.635	5.259	3.973	49.161
Estate Services Costs	24.497	25.393	26.083	26.740	276.341
Debt Repayment	0.000	0.000	0.000	5.693	101.170
Debt Financing Costs	49.825	52.533	56.011	60.414	598.551
Contbns for Capital Investment	63.828	69.809	71.749	67.114	664.237
<b>Total Expenditure</b>	<b>303.594</b>	<b>316.667</b>	<b>324.983</b>	<b>333.080</b>	<b>3,431.140</b>
Rental Income (net of Voids)	(275.878)	(288.207)	(295.967)	(303.575)	(3,135.546)
Other Income/Service Charges	(27.716)	(28.460)	(29.016)	(29.505)	(295.594)
<b>Total Income</b>	<b>(303.594)</b>	<b>(316.667)</b>	<b>(324.983)</b>	<b>(333.080)</b>	<b>(3,431.140)</b>

## 7. Capital Programme

7.1. The capital expenditure plans for the council housing stock are set out in Table 3.3 below (including the major programmes and the financing of the expenditure).

**Table 3.3 Capital Expenditure**

	2023/24 £m	2024/25 £m	2025/26 £m	2026/27 £m	10 Year £m
Housing Improvement Programme (including fire protection and other costs)	90.901	83.157	101.199	101.942	1,005.517
Retrofit programme	88.777	62.306	0.000	0.000	151.083
Adaptations	4.000	6.350	6.927	7.005	69.116
New Build and Regeneration	57.351	85.061	74.480	51.359	497.292
<b>Total</b>	<b>241.029</b>	<b>236.874</b>	<b>182.606</b>	<b>160.306</b>	<b>1,723.008</b>
<b>Funded by:</b>					
Revenue Contributions	(63.380)	(66.841)	(69.506)	(67.114)	(664.237)
Receipts / Grants	(46.241)	(31.720)	(22.770)	(29.791)	(267.949)
Prudential Borrowing	(95.099)	(107.789)	(64.285)	(43.214)	(664.585)
Other Resources including Reserves	(36.309)	(30.524)	(26.045)	(20.187)	(126.237)
<b>Total</b>	<b>(241.029)</b>	<b>(236.874)</b>	<b>(182.606)</b>	<b>(160.306)</b>	<b>(1,723.008)</b>

## CHAPTER 4: SCHOOLS AND DEDICATED SCHOOLS GRANT

### 1. Overview

- 1.1. Schools receive funding via a variety of different streams, the main ones being the four blocks of the Dedicated School Grant (DSG), Pupil Premium, Education & Skills Funding Agency (ESFA) Post 16 Funding and Universal Infant Free School Meals.
- 1.2. DSG is the main funding stream for schools and education services. The Birmingham City Council (BCC) allocation of DSG announced by the Department for Education (DfE) 16 December 2022, is £1,457.6m for 2023/24.
- 1.3. The DfE also announced indicative supplementary schools block allocations 16 December 2022 totalling £37.6m for BCC for 2023/24.
- 1.4. The comparable year on year increase/(decrease) in DSG by individual blocks is shown in table 2.3.
- 1.5. The allocation of DSG funding is governed and managed in conjunction with the Schools' Forum.
- 1.6. The basis of allocation to schools and other providers is underpinned by national funding regulations and is different for each of the blocks of the DSG, as is the timeline by which allocations must be made.
- 1.7. The DSG reserves held by BCC at 31 March 2022 are summarised in the following table:

**Table 4.1: DSG Reserve**

<b>DSG Reserves at March 22</b>	<b>£m</b>	<b>£m</b>
Schools Block	(9.2)	
Central Schools Services Block	(1.7)	
Early Years Block	(2.4)	
<b>Subtotal Other</b>		<b>(13.3)</b>
High Needs Block underspend 21/22	(3.8)	
High Needs Block Deficit – final instalment value for 22/23 of prior year deficit repayment plan	4.1	
<b>Subtotal High Needs</b>		<b>0.3</b>
<b>Total DSG Reserves</b>		<b>(13.0)</b>

The Council forecast a neutral position on the DSG for 2022/23.

- 1.8. At the end of 2021/22 there were a total of 26 schools in deficit totalling £4.8m, compared to 2020/21 figures of 28 schools in deficit totalling £6.3m. Although improving schools' deficits remain an issue and a range of measures have been

implemented to address this, including increased monitoring and challenge, alongside support for schools with actual or emerging deficits. This is increasingly important as schools converting to academy status under directive orders result in deficits falling to the local authority

## 2. Summary of Funding

2.1. The total provisional DSG funding for Birmingham in 2023/24 of £1,457.6m comes through four blocks of funding.

2.2. The ESFA currently recoups an amount from the DSG allocation to directly passport to academies and free schools and the Council is then responsible for the remaining budget. At the time of writing the Schools recoupment amount has not been announced by DfE/ESFA, but for scale purposes £659.0m was recouped in 2022/23.

2.3. A summary of funding is set out in the tables below.

**Table 4.2 Dedicated Schools Grant Funding (for all schools)**

DSG	2022/23 DSG Allocation at Nov 22 £m	2023/24 DSG Allocation at Dec 22 £m	Changes From 2022/23 £m
Schools Block	1,031.4	1,086.0	54.6
Central School Services Block	8.3	8.2	(0.1)
High Needs Block	243.3	270.9	27.6
Early Years Block	86.7	92.5	5.8
<b>Total DSG Before Recoupment</b>	<b>1,369.7</b>	<b>1,457.6</b>	<b>87.9</b>
Schools Recoupment**	(659.0)	(659.0)	0.0
High Needs Recoupment	(33.1)	(33.3)	(0.2)
<b>Total DSG After Recoupment</b>	<b>677.6</b>	<b>765.3</b>	<b>87.7</b>

\*\* Schools recoupment for 2023/24 will not be known until March 2023 so the latest 2022/23 recoupment figure has been shown for illustrative purposes

2.4. In addition, for maintained schools in Birmingham (academy schools receive their funding direct from ESFA) there should be the following additional funding streams (figures based on 2022/23 allocations as DfE/ESFA have not finalised 2023/24 allocations at the time of writing).

**Table 4.3 Other School Funding for Maintained Schools (based on 2022/23 allocations)**

	£m
Pupil Premium Grant	38.5
Education & Schools Funding Agency (for Sixth Forms)	7.7
Universal Infant Free School Meals (UIFSM) Grant	7.0

### **3. Schools Block**

For the Schools Block Birmingham is required to submit a prescribed return (Authority Proforma Tool - APT) to the Education, Schools and Funding Agency (ESFA) setting out its proposed fair funding formula for delegating funding to primary and secondary schools covering Reception to Year 11. The 2023/24 APT is expected to be submitted on 19 January 2023, following ratification by Schools' Forum on that date. The ESFA then check the proforma to ensure it is compliant with national regulations. Following ESFA approval the Council will need to issue budgets to its maintained primary and secondary schools by the national deadline of 28 February 2023. The ESFA will also use the proforma to calculate the Academy budgets

- 3.1. The indicative 2023/24 allocation for the Schools Block is estimated to be £1,086.0m before recoupment, £427.0m after recoupment. Schools' recoupment for 2023/24 will not be known until March 2023 so the latest 2022/23 recoupment figure has been used for illustrative purposes.

### **4. Central Schools Services Block**

- 4.1. The Central School Services block (CSSB) was established by the DfE in 2018/19 with the aim of funding LA's for statutory duties they hold for both maintained schools and academies. It brings together:

1. Funding for ongoing responsibilities, such as admissions
2. Funding previously allocated through the retained duties element of the education services grant (ESG)
3. Residual agreed funding for historic commitments

- 4.2. The indicative 2023/24 allocation for the CSSB is estimated to be £8.2m – a reduction of £0.1m from the figure for 2022/23. The DfE has begun reducing the element of funding within the CSSB that some LA's receive for historic commitments made prior to 2013/14. This will reduce by 20% each year. DfE does not believe it is fair to maintain significant differences in funding indefinitely between local authorities which reflect historic decisions.

- 4.3. This overall change disguises two important factors, regarding DfE's overall calculation:

(i) for 2023/24 Birmingham Council has lost 20% of its funding for historical commitments

(ii) has gained 4.5% for its other responsibilities.

### **5. Early Years Block**

- 5.1. Within the framework for the Early Years block of the DSG there are several requirements for LA's which are intended to ensure that funding is fairly distributed to providers. These are:
4. A minimum amount of funding that must be passed through to providers (95%).
  5. A universal base rate for all types of provider.
  6. Supplementary funding for Maintained Nursery Schools (ringfenced to MNS only).
  7. A maximum cap of 10% on the amount of funding that can be used for the mandatory and discretionary supplements.
  8. A Disability Access Fund linked to children that access Disability Living Allowance.
  9. A requirement for a SEND inclusion fund (in Birmingham this is known as ISEY – Inclusion Support in Early Years).
- 5.2. Birmingham City Council has a commitment to undertake an annual Early Years rates review of the current formula, with the intention of linking any large-scale changes to national changes usually agreed for a three-year period in line with the governments Comprehensive Spending Review (CSR) timetable.
- 5.3. In October 2021 HM Treasury announced a three-year settlement for 2022 – 2025. Within this there was a commitment to additional Early Years funding over each of the three years through the national formula. Nationally the additional investment in early years education was confirmed as £160.0m in 2022/23; £180.0m in 2023/24; and £170.0m in 2024/25.
- 5.4. The indicative 2023/24 allocation for the Early Years Block is estimated to be £92.5m, an increase of £5.8m to the 2022/23 allocation of £86.7m.

## **6. High Needs Block and SEND**

- 6.1. At the end of 2021/22 the net High Needs deficit was £0.3m comprising of an in year surplus of £3.8m less the final instalment value for 2022/23 of prior year deficit repayment plan of £4.1m.  
The indicative 2023/24 allocation for the High Needs Block is estimated to be £270.9m before recoupment, £237.6m after recoupment. This represents a £27.4m increase on the 2022/23 allocation of £243.3m and includes an additional allocation of £10.8m with further conditions of grant attributed to it.
- 6.2. Details of the proposed HNB budget will be taken to Schools Forum in March 2023 and reported to Cabinet through the budget monitoring cycle early in 2023/24.

## **7. Academisation and School Deficits**

- 7.1. There is continuing activity of schools converting to academy status either under directive orders or voluntarily. At the time of writing, a total of 5 schools had converted in 2022/23 with a further maintained school currently proposed to convert to Academy status on 1<sup>st</sup> February 2023.
- 7.2. Schools which are given a directive order to convert to Academy status and have a financial deficit at the point of conversion will have the deficit transferred to the local authority. In Birmingham this is funded through a combination of:
  10. a DSG contingency. The DSG contingency is subject to agreement annually by the Schools' Forum and is a reducing budget as schools convert to academy status
  11. the balance through resources freed up by the application of corporate capital resources to fund schools' capital maintenance expenditure, subject to approval as part of the annual capital budget process.



## **CHAPTER 5: CAPITAL STRATEGY**

### **1. Summary**

- 1.1. This capital strategy sets out the main influences for the capital programme, and how the available resources have been used to meet the Council's key priorities. It sets out the planned use of borrowing, including treasury management activity, and how capital risks are managed.
- 1.2. The capital strategy has been prepared having regard to CIPFA's Prudential Code and Treasury Management Code.

### **2. Objectives**

- 2.1. The overall objective of the Council's Capital Strategy and Programme is for capital investment to support the Council Plan priorities. This will be achieved by:
  - Integrating capital budget decisions into the Council's annual, medium and long term planning process, so that capital investment decisions are prioritised alongside plans for revenue income and expenditure, as well as plans for assets including the Council's land and buildings and liabilities including the prudent use of borrowing
  - Co-ordinating the management of capital through the Capital Board, which oversees a 'one Council' strategic approach to capital management.

### **3. Strategic Context**

- 3.1. The drivers of the Council's capital programme are complex and bring together many aspects of the Council's service and financial planning. This is driven particularly by the Council Plan, which sets out the Council's planned outcomes and priorities for the medium term. These have been the strategic drivers in the development and prioritisation of capital proposals as described below. The Capital programme since March 2020 has been impacted by Covid 19 resulting in slippages into future years and changes to a number of schemes.
- 3.2. Key drivers of capital investment include:
  - The Council's property, plant and equipment is valued at just over £6.9 billion in its latest accounts. Reforming this portfolio to be fit for the Council's future needs and service delivery models is a key focus of the property strategy described in section 5.3 below
  - The Council's school's estate continues to evolve rapidly under the influence of academisation and other national policies, but it remains a sizeable asset portfolio, and the Council has a duty to ensure there are sufficient school places
  - Economic regeneration and transport remain a key priority for the city's future prosperity, and the proposed HS2 rail terminal at Curzon Street station represents a major opportunity which forms part of the city's Enterprise Zone

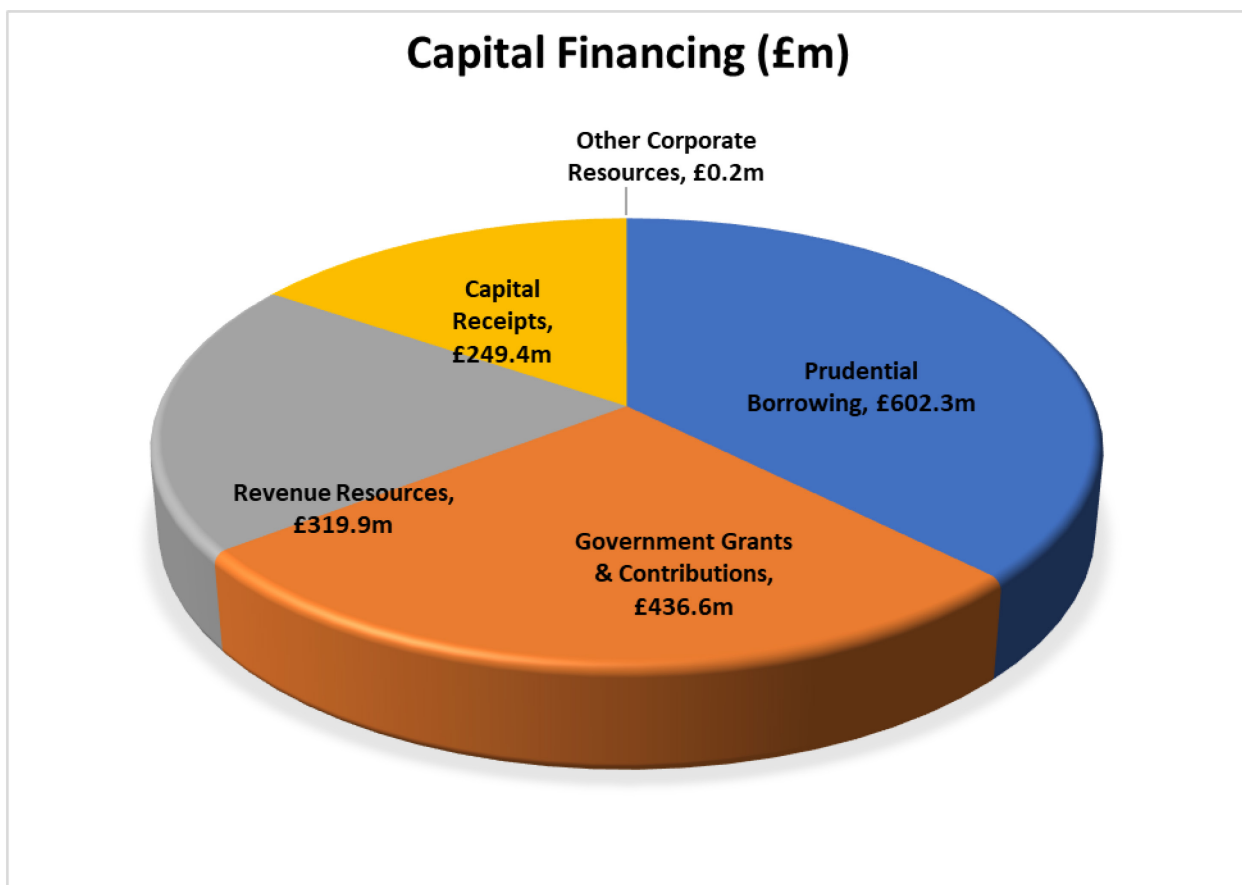
- Meeting the housing needs of Birmingham remains a major priority, both within the Council's HRA, and through its support for other housing development both for sale and for private rented accommodation
- The legacy of the Commonwealth Games is a significant opportunity for Birmingham.,

4. These key capital and infrastructure needs for the coming years cannot be delivered by the Council on its own. Partnership working is an essential part of addressing these needs and is reflected in many of the Council's capital plans.

## 5. Capital Resources

5.1. Resources of £1,608.3m have been identified to fund the four-year capital programme from 2023/24 to 2026/27, summarised as follows:

**Figure 5.1 Capital Financing**



5.2. A significant part of the Council's capital resources can only be used for specific and designated purposes. These are referred to as specific resources. This includes capital grants and contributions of £436.6m, directorate revenue resources of £319.9 (including HRA revenue resources of £284.7m) and HRA

capital receipts of £179.3m. Cabinet during the year may, if required, approve additional budgets funded by additional external resources.

- 5.3. Some capital resources are available without significant restrictions, and the Council has more freedom to allocate these towards its own priorities as set out in the Council Plan. These are referred to as corporate resources and comprise mainly capital receipts from asset sales and borrowing under the prudential system of capital finance for local authorities.
- 5.4. Corporate resources of £672.6m have been budgeted for use to finance the capital programme over the coming four years. This includes the use of prudential borrowing and capital receipts from asset sales. Revised or additional capital budgets funded from corporate resources may be approved by Cabinet, however additional prudential borrowing must be approved by full Council if the borrowing costs are not funded by additional income, savings or budget virements. No substantial increases in prudential borrowing or the use of capital receipts will be agreed outside of the annual budget process.
- 5.5. The Council's capital financing plans seek to make use of available resources in the most efficient way, including borrowing in accordance with the Prudential Code for local authority capital finance. £602.3m of prudential borrowing is included in the four-year capital plans, within the framework and policies set out in this capital strategy, further described below.
- 5.6. The Council's capital financing plans seek to fund revenue reform costs under the Flexible Use of Capital Receipts legislation. Section 7 of this Capital Strategy is the Flexible use of Capital Receipts Strategy. £42.8m has been included in the plans for 2022/23 with a further £38.7m identified for the 2023/24 financial year and £15.4m for 2024/25. Projects may be accelerated or slipped between financial years. A breakdown of these schemes can be found at Appendix J.
- 5.7. Final decisions on the funding of the capital programme will be taken by Cabinet in the Outturn report after the end of each financial year.
- 5.8. A breakdown of the resources used in financing the capital programme is at Appendix J. Further details of all capital grants are shown in Appendix J.

## **6. Capital Strategy**

- 6.1. In the above context of needs and resources, the Council has developed the following policies and high-level processes to ensure the effective management of capital (arrangements are set out more fully in Appendix J):
  - The management of capital will be overseen by the Capital Board, through strong governance and assurance processes for capital planning, capital appraisal and approval, project management, and capital monitoring and review. Executive decisions will be made in accordance with the Council's constitution
  - Revised or additional capital budgets may be approved by Cabinet, within the constraints of the Council's constitution and its Prudential borrowing limit. No

substantial increases in prudential borrowing or the use of capital receipts will be agreed outside of the annual budget process

- CIPFA's Prudential Code and Treasury Management Code have been adopted by the Council
- All use of capital resources, including capital receipts, will be prioritised across the Council as a whole in relation to the Council's key priorities
- The use, re-use, and disposal of the Council's land and buildings will be managed by the Property and Assets Board to secure best value for the Council's priorities
- The Council will encourage community engagement in the operation of properties in support of specific key priorities, and will commission community asset transfers where appropriate
- The Council will manage its use of borrowing in accordance with CIPFA's Prudential Code. A prudent policy for debt repayment is set out in the Minimum Revenue Provision policy at Appendix M. General Fund borrowing costs (including interest and repayment charges) in 2023/24 represent 26.9% of the net revenue budget, which reflects a substantial investment in capital but reduces the resources which would be otherwise available for other revenue priorities. In order to ensure that borrowing remains at an affordable and sustainable level, the Council will seek over the medium term to manage its new prudential borrowing for normal service delivery at a level which is close to the amount which it sets aside from the revenue account each year for debt repayment (i.e. MRP).
- Borrowing for the Perry Barr Regeneration Scheme is an exception to this policy, but this is mostly planned to be repaid from the disposal of dwellings and land that form a part of the Perry Barr Regeneration Scheme from 2023/24.

6.2. Capital priorities for new projects and programmes have therefore focussed on the following areas:

- Council Plan driven expenditure which may be funded from external grants and contributions, especially where it supports key priorities
- Statutory requirements and other legal commitments
- Proposals which support revenue savings, income or service modernisation

Projects also need to demonstrate that they represent value for money and are deliverable at an appropriate risk.

## **7. Property Strategy**

7.1. The Council's Property Strategy was approved by Cabinet in November 2018. Implementation of the Strategy takes account of the subsequent guidance with regards PWLB lending terms and revisions to the Prudential Code and will comply with them. The Property Strategy provides a long term strategic approach to the management of the Council's real estate. It aims to maximise commercial and

social returns by re-aligning the property assets, ensuring they act as a catalyst for development and inclusive economic growth and underpin the social fabric of communities across the city. In order to achieve this vision the Strategy divides the existing property assets in to four key themes:

- Commercial properties – this income earning portfolio focuses on increasing efficiency by selling underperforming properties and reinvesting the proceeds into the portfolio to maximise returns within a balanced and prudent risk management strategy
- Growth and Development – focusing on key growth areas, land and buildings will be utilised as catalysts for development and regeneration to deliver new homes and jobs
- Community – supporting community organisations to deliver Council’s core objectives, encouraging independent social cohesion using sport, culture and third sector neighbourhood activities
- Operational – efficient and rationalised buildings to support the provision of modern 21st century Council services.

## **8. Commercialisation Strategy**

- 8.1. The Council’s Commercialisation Strategy focusses on “*Taking a business-like approach in every service, every day – making every £ count for Birmingham*”. This recognises that to maximise performance ‘commercial thinking’ needs to be embedded across the organisation. To support this, the Council has undertaken a comprehensive review of all trading services and worked in partnership to create a new Commercial Strategy. This will drive ongoing performance assessment in line with council priorities, to support the identification of commercial opportunities across the Council and enable the facilitation of an organisation-wide behavioural change.
- 8.2. The Council’s risk management approach recognises that currently the Council has low to moderate ability and appetite to take significant new risks, in light of the existing financial challenges and risks the Council is currently managing. A combination of Finance, Legal and the Programme Management Team (PMO) provide governance structure and operate key roles in ensuring that where risks are taken they are fully understood and proactively managed.
- 8.3. Investment in loans, shares and commercial property plays a significant part in a more commercial approach to the Council’s activities, including its working with business and community partners. The Service and Commercial Investment Strategy at Appendix L sets out the investment activity and risk management processes which support this agenda. A low-risk policy towards investments is proposed, with a limit on the size of the overall financial investment portfolio at £598m.

## **9. Capital Programme**

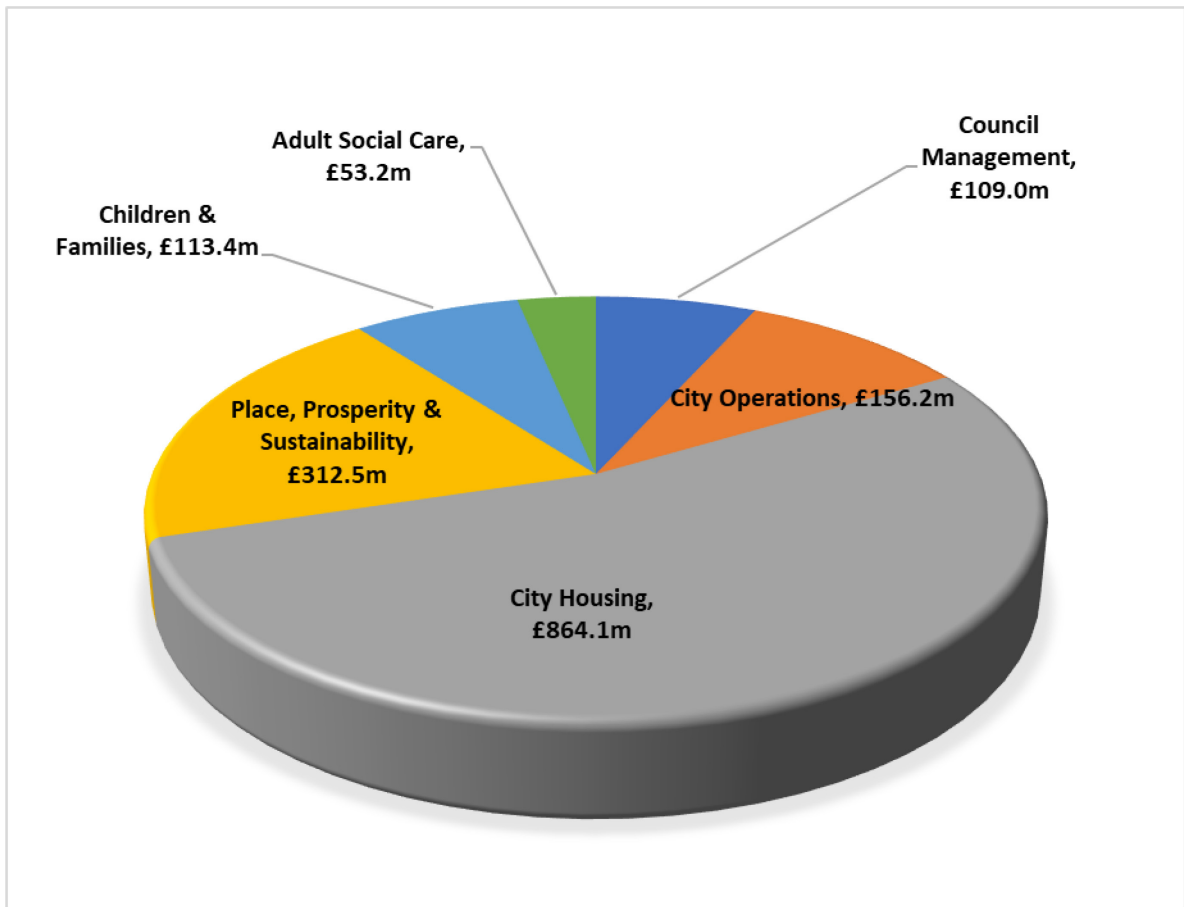
9.1. Based on the above strategy to support the delivery of the Council Plan outcomes, the proposed Capital Programme totals £634.1m in 2023/24 and £1,608.3m over the four-year period. This includes:

- Investment in Housing of £864.1m including £820.8m in the HRA and a further £43.3m for Housing Options (temporary accommodation for homelessness).
- Continuing investment of £16.5m on the Perry Barr Residential Scheme
- £182.8m on Transport Connectivity
- £79.3m on Highways Infrastructure
- Continuing commitment to the funding of development in the Enterprise Zone totalling £52.3m over the next four years, including investment to enable Birmingham to get the most out of the HS2 Curzon railway station
- £12.2m on the Alexander Stadium Legacy project (total scheme cost £21.4m with £9.3m profiled for spend in 2022/23).
- £33.5m for the Waste Management Service Strategy
- Major investment in Education and Skills of £113.4m
- £53.2m investment in Adult Social Care

9.2. New projects and priorities have been identified through the Council's financial planning process and added to the capital programme. These total £62.8m and relate to additional Transformation projects funded from the Flexible Use of Capital Receipts (see Appendix J1 below), new projects approved by Cabinet and an additional £15.0m for Corporate Capital Contingency funded from corporate prudential borrowing. Further budgets funded from Government allocations of capital grants (for example for schools and transport) will be added to the programme when the allocations are known.

9.3. The updated Capital Programme for £1,608.3m for the next four years is therefore as follows:

**Figure 5.2 Capital Programme split**



- 9.4. Appendix J provides further details of the capital programme, including a summary of the projects included. It also shows a longer-term ten-year view of identified capital plans, consistent with the Council's Long Term Financial Plan.
- 9.5. A General Fund capital policy contingency of £30.0m over four years has been included in this budget to manage unexpected needs arising during the financial year before the next annual budget process. The use of the contingency will be managed by the Capital Board and approved in accordance with the Council's constitution.
- 9.6. Much of the capital programme is delivered through partnership working, especially with the West Midlands Combined Authority (WMCA) and the Greater Birmingham and Solihull Local Enterprise Partnership (GBSLEP). The Council acts as Accountable Body for the GBSLEP, and carries out significant prudential borrowing in support of the Enterprise Zone (EZ), with financing costs being funded by Business Rates growth within the EZ. This is controlled through Financial Principles agreed by the LEP with the Council.
- 9.7. Capital receipts are also used to finance debt repayment in accordance with the Council's MRP policy, and to meet Equal Pay settlements. The financial implications of the funding of Equal Pay settlements have been included in this Financial Plan. This takes account of borrowing costs and requirement for the use of capital receipts to partially fund Equal Pay settlements.

## **10. Flexibility to Use Capital Receipts for Revenue Reform Projects Strategy**

- 10.1.** In the Spending Review 2015, the Chancellor of the Exchequer announced that to support local authorities to deliver more efficient and sustainable services, the government will allow local authorities to spend up to 100% of their fixed asset receipts (excluding Right to Buy (RTB) receipts) on the revenue costs of reform projects
- 10.2.** 7.2 DLUHC issued revised guidance on the Flexible Use of Capital Receipts on 4 April 2022 and the flexibility was extended to 31 March 2025.
- 10.3.** 7.3 Only the revenue costs of projects designed to reduce future revenue costs and/or transform service delivery can qualify for this source of funding. The Department has not issued an exhaustive list of qualifying projects to allow authorities because, as the government Guidance states, 'individual authorities who have projects that will generate ongoing savings that are not included in the list provided in the guidance can apply the flexibility to fund those projects.'
- 10.4.** 7.4 Local authorities can only use capital receipts from the sale of property, plant and equipment received in the years in which this flexibility is offered (i.e from 2016). RTB receipts cannot be used and disposals must be to an entity outside the local authority's group structure.
- 10.5.** For each financial year, a local authority should ensure it prepares at least one Flexible use of Capital Receipts Strategy ("the Strategy"), which this is. The Strategy should be presented to full council before the start of the year. This Strategy can be within the Annual Budget documents or as part of the Mid-Term Financial Plan (or equivalent).
- 10.6.** Appendix J.1 below lists each project that plans to make use of the capital receipts flexibility and details the expected savings / service transformation
- 10.7.** The Appendix also contains details on projects approved in previous years, including a commentary on whether the planned savings or service transformation have been/are being realised in line with the initial analysis.
- 10.8.** The Strategy may be revised in year if further eligible projects are identified and sufficient capital receipts are available for funding such costs. In this circumstance the revised projects will be approved by Full Council and a revised strategy submitted to DLUHC
- 10.9.** The section below on Debt & Treasury management considers and includes the impact of using this flexibility on the local authority's Prudential Indicators for the forthcoming year and subsequent years. Using Capital Receipts for these projects means that receipts are not available to fund the capital programme.

## **11. Debt and Treasury Management**



11.1. Local authorities are required by law to set an overall limit on their debt outstanding, including loans and other long term liabilities. This ‘prudential limit’ may not be exceeded, so the Council’s proposed limit allows for risks, uncertainties, and potential changes during the year which may need to be accommodated within this overall limit. On this basis, the Prudential Limit for Debt has been set at £4,500.0m for 2023/24, £4,800.0m in 2024/25, £5,000.0m in 2025/26 and £5,000.0m in 2026/27.

11.2. The limit is calculated as follows:

**Table 5.3 Forecast Debt and Authorised Prudential Limit Based on the Current Capital Programme**

	2023/24 £m	2024/26 £m	2025/26 £m	2026/27 £m
Forecast opening gross loan debt	3,362.700	3,501.900	3,660.500	3,651.300
<b>Capital expenditure financed from borrowing</b>				
- Self Funded	228.100	148.400	75.800	53.700
- Requiring budget support	62.000	17.700	8.300	8.400
Other cash flows	-39.000	110.600	38.000	70.400
Less loan debt revenue repayment provision	-111.800	-118.100	-131.300	-1403800
<b>Forecast closing gross loan debt</b>	<b>3,501.900</b>	<b>3,660.500</b>	<b>3,651.300</b>	<b>3,643.000</b>
Closing PFI and similar debt liabilities	348.800	322.200	295.500	273.800
<b>Forecast closing debt (loans, PFI, etc)</b>	<b>3,850.700</b>	<b>3,982.800</b>	<b>3,946.700</b>	<b>3,916.800</b>
Allowance for planned cashflows, day to day fluctuations and other potential borrowing	649.300	817.200	1,053.300	1,083.200
<b>Authorised Prudential Limit for Debt</b>	<b>4,500.000</b>	<b>4,800.000</b>	<b>5,000.000</b>	<b>5,000.000</b>
<b>Analysis of forecast closing debt:</b>				
General Fund Debt	<b>2,678.000</b>	<b>2,699.100</b>	<b>2,589.500</b>	<b>2,541.700</b>
HRA Debt	<b>1,172.800</b>	<b>1,283.700</b>	<b>1,357.200</b>	<b>1,403.800</b>

11.3. Appendix J analyses planned prudential borrowing between projects which are self-financed through additional income or savings, and projects whose borrowing requires additional budget support. The Council’s revenue budget includes provision to meet the net cost of all the above borrowing.

11.4. The CIPFA Prudential Code expects local authorities to consider and approve a number of ‘prudential indicators’. These relate to the capital programme generally as well as borrowing, and are set out in Appendix N.

11.5. The Council’s debt liabilities and its investments arising from day-to-day cashflows need careful management in order to manage the costs and risks. This is the subject of the Council’s Treasury Management Strategy and Policies, which are set out at Appendix I and K.

## **12. Management of Guarantees and Partnership Finance Risks**

- 12.1. The Council has entered into financial guarantees and other obligations which are subject to risk management arrangements.
- 12.2. The Council has guaranteed £73m loan debt issued by NEC (Developments) plc, which since the sale of the NEC Group has been a wholly owned subsidiary of the Council. The value of this liability is reflected in the Council's own debt and is managed as part of treasury activity.
- 12.3. The Council has also provided guarantees in respect of staff TUPE'd to external bodies and who have retained membership of the Local Government Pension Scheme (LGPS) to the West Midlands Pension Fund for pension deficits and to some of the external bodies in respect of changes to contribution rates. To minimise the risks to the Council, external bodies may be required to take out a bond, payable on any default. The assessed residual risk has been recognised in the Council's financial statements.
- 12.4. The Council is a constituent member of the WMCA. Participating authorities share an exposure to any unfinanced revenue losses of WMCA, including debt finance costs. The Council and other member authorities support WMCA's capital investment plans, which include substantial prudential borrowing (subject to revenue funding support). This exposure is managed through the authorities' voting rights in WMCA including approval to its annual revenue and capital budget.
- 12.5. The Council participates in other joint ventures and companies. The Council may give letters of assurance in support of these activities and any assessed risk is accounted for in the Council's financial statements.

## **CHAPTER 6: SECTION 25 REPORT – ROBUSTNESS OF ESTIMATES AND ADEQUACY OF RESERVES**

From: Rebecca Hellard Director of Council Management, S151 Officer

### **1. Section 25 Assurance Statement**

- 1.1. This section of the report contains the formal recommendations from the Section 151 officer as to the robustness of the budget estimates for 2023/24, the medium-term financial plan and the adequacy of reserves. It includes an evaluation of the background to budget preparations for 2023/24, including risks and uncertainties, deliverability of the proposed budget, and financial sustainability of the Council.
- 1.2. The Council is proposing a robust budget and sustainable medium term financial strategy. The proposals included in this report establish a balanced budget for a four-year period 2023/24 to 2026/27 having taken a considered view of all relevant factors. This is the first time that the Council has achieved the setting of a four year balanced budget.
- 1.3. Recommendations: Pursuant to section 25 of the Local Government Act, the City Council is asked to note this report and agree to have due regard to the contents when making decisions about the budget. This will also extend to the assumptions contained in the Council's Medium Term Financial Plan (MTFP) and the financing and resourcing assumptions set out in the Capital Programme.

### **2. Executive Summary**

- 2.1. Section 25 of the Local Government Act 2003 requires the Section 151 officer (for Birmingham City Council this is the Director of Council Management) to formally give an opinion as to the robustness of the budget estimates and the level of reserves held by the Council. Section 25 (2) of the 2003 Act requires that the Council must consider this report when making decisions about the budget and setting the Council Tax and Business Rates.
- 2.2. In preparing the 2023/24 Budget and Medium-Term Financial Plan processes have been put in place to ensure that the budget is robust, achievable, and sustainable and that services can be delivered within the anticipated available funding. Savings have been developed based upon underpinning cross cutting transformation themes aligned to the Delivery Plan and this produces a high degree of confidence that the budget estimates are robust. Extensive workshops have given assurance upon delivery and these have been followed up with business cases that set out clear delivery plans for all budget proposals. This budget reflects the Council's statutory requirements to deliver services and aligns with the Council's Delivery Plan.
- 2.3. Programme Management has been strengthened at a strategic level with a Corporate Programme Management Office having been established to track and report on key council programmes, providing regular performance reports to the Corporate Leadership Team and Cabinet.

- 2.4. The 2023/24 budget and medium term budget proposals have been developed against the background of considerable uncertainty and volatility. In any year there are some uncertainties within the budget. In normal times predicting spending on demand led budgets with a high degree of accuracy is difficult and currently even more difficult as we recover from the Covid 19 pandemic. Consequently, it is important that variations from the financial plan and budget are identified and reported early, together with remedial actions to ensure a balanced budget can continue to be delivered, and where necessary mitigating savings options are put in place. CIPFA in the summer of 2021 recognised that the City Council has strong robust financial management processes in place and awarded the city a 3 star rating for Financial Management. This is an excellent achievement and recognises the work undertaken to strengthen financial management across the whole council including budget setting.
- 2.5. It is also essential that the budget includes an assessment of the potential financial risks facing the Council and that the Council has adequate reserves should those risks materialise. The Council holds a general reserve for unforeseen and unplanned circumstances and a range of earmarked reserves for specific eventualities. In setting the budget and prudently managing its finances, the Council considers the level of both general and specific earmarked reserves. The level of these reserves reflects the risks the Council faces.

### **3. Reserves**

- 3.1. In setting the budget and prudently managing its finances, the Council must consider the level of both general and specific earmarked reserves. The level of these reserves reflects the risks the Council faces.
- 3.2. In addition to known liabilities, the budget also has regard to various risk issues where at the time of setting the budget there is no contractual liability but there is a possibility that payment may be required at some point in the future. It is prudent to plan for future expenditure and to strike a balance between the needs of current and future taxpayers. In these cases, earmarked reserves are held.
- 3.3. The level of earmarked reserves and their intended use has been reviewed and the Medium Term Financial Plan reflects the results of that review. The conclusion is the level of these reserves are adequate having regard to the risks identified. Further details can be found in section Appendix C.
- 3.4. Furthermore, the Financial Resilience Reserve provides additional financial resilience. The reserve's balance is anticipated to be £52.9m as at 31 March 2023 and this is welcomed in this particularly uncertain time.
- 3.5. However, whilst reserve levels are considered adequate, they require continuous monitoring. The Council cannot be complacent and must continue to maintain financial rigour, particularly with regard to delivering planned savings, accumulated debt and associated financing costs and financial income collection.

### **4. Financial Management**

- 4.1. The Chartered Institute of Public Finance and Accountability (CIPFA) has developed a Financial Management Code (FM Code) to support good practice in financial management and to help local authorities demonstrate financial sustainability. The first time standards of financial management for local authorities have been set out in a code. The first full year of application of the FM Code was 2021/22 and it was for each authority to determine the extent to which it complies with the Code and to identify what action it may wish to take to better meet the FM Code standards. A report was presented to Audit Committee in June 2021 and presented a positive picture for financial management at the Council and is consistent with the results of the CIPFA Financial Management three star assessment.
- 4.2. CIPFA in the summer of 2021 awarded the council with a three star rating for Financial Management, this is an amazing achievement formally recognising the journey the authority has been on to improve and enhance its financial management process. This recognition gives me assurance as your statutory S151 Officer that the financial management processes we have in place are robust and demonstrate best practice. We must however not become complacent and will continue to improve financial management with the introduction of 1B, the Oracle based system in April 2022 being a significant enhancement for the council. We will also be seeking to further enhance our CIPFA rating to four star.

## **5. Policy Contingency**

- 5.1. It is also prudent to hold a budget for general contingencies to cover the fact that certain budget assumptions may be inaccurate i.e., demand for a service has proved greater than expected. As such the Council holds a General Policy Contingency budget of £4.5m for 2023/24 and specific policy contingency sums.

## **6. Savings – development and tracking**

- 6.1. The 2023-24 budget contains savings proposals totalling £48.9m, with a further £48.2m to be delivered over the period of the MTFP. There are robust mechanisms in place to ensure that there is accountability for the delivery of planned savings, and progress against delivery is monitored on a monthly basis.
- 6.2. From the outset it was recognised that, due to the unique size and shape of BCC as a Local Authority, there was a need to take both a “top down” and “bottom up” approach to the identification of savings so that these savings were ambitious enough to meet the overarching corporate need but, crucially, deliverable at an individual service level.
- 6.3. The approach taken aligns to both the objectives shown on the previous page and the need to bring together both “top down” and “bottom up” initiatives. Birmingham City Council has identified savings opportunities that could be delivered and realised at pace and opportunities capable of delivering the size and scale of savings required without representing blanket service cuts and improving the outcomes for citizens. This programme of savings will be underpinned by full project initiation documents with full due diligence undertaken and robust business cases supported by an overall delivery plan and supporting

requirements that enable benefits realisation and commitment to engage with the wider Council through the Task and Finish Groups for each cross-cutting transformation plan.

- 6.4. The Corporate Programme Management Office will be supporting managers to track delivery of savings and regular reports on progress will be presented to the Corporate Leadership team and Cabinet. The Council is operating management disciplines to ensure management and policy actions are considered in relation to overspending budgets. Generally, virements are considered at a corporate level against corporate priorities, including the contribution towards the optimal level of general fund reserves.

## **7. Inflation**

- 7.1. The budget contains provision for specific contractual and other inflationary pressures. These provisions are based on the best information available at the time. The budget also contains some provision for general price inflation, and it is anticipated that services will have to manage any inflationary pressures that arise above those provided for. Contracts are also reviewed and provision for known significant contractual changes are made. The impact of pay and price inflation is monitored during the year as part of the budget monitoring process. The key inflation elements built in to the budget are :

- Pay Inflation at 5% for 23/24 and subsequently 2.5% year on year.
- Pensions Employer rates fully reflect the most recent actuarial review in 2023 including changes to the future service rate and past deficit payments.
- Price inflation has been provided at a rate of 5% per annum for general expenditure items.
- Income has been uplifted by 5% 2023/24 on average, and 2% beyond that.

- 7.2. Contract have been reviewed and provision for known contractual changes are made. Specific higher adult and children social care market inflation has been provided for to support the care market. Budgetary provision has also been made to reflect the increased prices due to the crisis in the energy market.

- 7.3. The one significant Levy the Council has is Passenger Transport. The budget forecasts for 2023/24 reflect the latest estimates.

## **8. Income**

- 8.1. Locally generated income from Business Rates and Council Tax are significant sources of funding for the Council, and both have been impacted by the pandemic and the level of recovery remains uncertain. The budget estimates for Business Rates income are based on a prudent and best assessment of the tax base reflecting the current economic conditions, an estimate of impact from appeals and for 2023/24 a prudent reduction in the collection rate.

- 8.2. The Council Tax taxbase is determined with reference to the number of properties in the city and the number of associated reliefs and exemptions together with the assumed numbers of residents benefitting from the Council Tax support scheme. A prudent assumption has again been made for income collection rates as we continue to recover from the pandemic.
- 8.3. The amount of Council Tax to be collected in 2023/24 and used to support the Council's revenue budget is based on the Council taxbase. The taxbase set for 2023/24 is based on the most accurate and prudent forecasts of anticipated chargeable dwellings and associated level of discounts, reliefs, and collectable amounts for the year. The Council Tax requirement for 2023/24 assumes a general increase in Council Tax of 2.99% and a 2% precept relating to adult social care. The flexibility to charge this precept in addition to the general amount of Council Tax was extended by Government in recognition of the ongoing financial pressures on adult social care services. The precept is estimated to raise £8.2m of additional resources to support adult social care investment.
- 8.4. The Council's share of Business Rates income for 2023/24 has been set at £410.9m. A detailed NNDR 1 return for 2023/24 has been submitted to Government. Prudent estimates of Business Rates appeals, bad debts provisions, changes to the rating list etc. have been included. A collection rate of 97% has been set for Business Rates for 2022/23.
- 8.5. Directorates have undertaken a comprehensive review of all service fees and charges benchmarked against nearest neighbours and nationally. The revised schedule of proposed fees and charges are included as an appendix to this report and are subject to a budget decision.

## **9. Adult Social Care Precept**

- 9.1. As the Chief Financial Officer, I am satisfied that the Council Tax income yield from the adult social care precept has been utilised to meet adult social care needs. The additional investment in social care is shown in Chapter 2.

## **10. Capital programme and Borrowing**

- 10.1. The Prudential Code recommends that Chief Finance Officers report on the affordability and risk associated with the capital strategy. The capital programme is fully financed from a combination of existing resources, external grants and contributions, capital receipts, and an affordable level of borrowing.
- 10.2. The Council has a Capital Strategy which provides an over-arching framework by which capital expenditure and non-treasury investment decisions can be assessed. Based on the Corporate Capital Strategy the Council has an approved four-year capital programme. Over the medium term the Capital Programme will move to a 10-year and ultimately a 25-year programme. Furthermore, the capital programme is evaluated with regard to the Prudential Code in terms of its prudence, affordability, and sustainability. Investments are reviewed against appropriate risk factors. The revenue budget and MTFP reflects

the financing and borrowing assumptions as contained in the approved capital programme.

- 10.3. It may be necessary, and subject to Council decisions during the year with regard to the overall capital programme and how it is to be financed, to revisit the Prudential Indicators from time to time to ensure that any amendments and proposed additions to the capital programme remain prudent and affordable in terms of the Council's approved revenue budget and MTFP.
- 10.4. The Capital Strategy at Chapter 5 prioritises the use of external grants and funding where possible to support Corporate Plan priorities. Capital receipts assumptions are based on a prudent assessment which uses a risk-weighted forecast of expected capital receipts from asset sales and other sources.
- 10.5. The Council has a relatively high level of borrowing compared with most other authorities, but the policy set out in the Capital Strategy and Appendix J is that the Council will seek over the medium term to manage its new prudential borrowing for normal service delivery at a level which is close to the amount which it sets aside from revenue account each year for debt repayment.
- 10.6. The Council has recently undertaken a full review of the Capital Programme with a view to reducing borrowing costs and the associated revenue repayment costs. The results of this review are included in the quarter 3 financial monitoring report to February 2023 Cabinet and will also be presented to Resources Overview and Scrutiny Committee.
- 10.7. Council investments and borrowing comply with the current Treasury Management Strategy as approved by Council. At any one time the Council will have several cash income streams, such as capital receipts and Government grants and when appropriate these will be invested as part of the overall and day to day cash flow management activities undertaken by the Treasury Manager. Risks including Brexit impacts are reflected in the Treasury Management Strategy.
- 10.8. Cash investments are made in accordance with the Investment Strategy as set out in the Treasury Management Strategy and can be liquidated at short notice and are available at any point in time to meet the Council's day to day requirements for cash funding.
- 10.9. The Council's debt repayment policy at Appendix K results in a strong debt repayment profile, which is illustrated in the Treasury Strategy Appendix I Figure I.5.

## **11. Risk**

- 11.1. The Council has well established procedures in place to identify and anticipate risks with a Risk Management Strategy, a full review of all strategic risks in 2022/23 and regular monthly reports presented to CLT Assurance meetings and Audit Committee. These risk management processes form part of the budgetary control framework and are underpinned by the Council's



governance arrangements culminating in the Annual Governance Statement and supported by the Internal Audit service. These include a Risk Management Framework and a regularly reviewed Strategic Risk Register with progress on both regularly reported to the Audit Committee. The sharing of risk is in accordance with the principle of the risks being borne by the party best placed to manage that risk. Inherent risks include any guarantee or variation of service throughput (service volumes). If risks materialise the expectation is that such an eventuality will be contained where possible and considered in future years' budgets and general fund reserves restored to at least the minimum prudent level.

11.2. The Council manages capital risks through its business case appraisal and approval arrangements, and through regular capital and treasury monitoring. Capital risks have also been considered in assessing the adequacy of reserves.

11.3. The Council has a strategic well measured and prudent approach to commercial risk and this is also reflected in the Capital Strategy. Treasury management risks are managed through the Treasury Management Strategy and Policy.

11.4. The main risks that have been identified are: -:

- Rising demand for Council services e.g. – social care and housing
- The impact of legislative changes and new burdens including the significant transfer of risk to Local Government through 100% Business Rates retention, the reliance on locally raised income and potential reforms to local government funding and the Business Rates system.
- The non- delivery of planned budget savings and efficiencies, resulting in overspends or the need to reduce spending on other services across the Council.
- Industrial disputes, major litigation, both currently and in the future.
- Managing the Capital Programme to achieve the policy objective of reducing the revenue impact of prudential borrowing.
- The delivery within budget of capital schemes.
- The possibility of legal challenge including judicial review arising from Council decisions with regards to the delivery of statutory services.

## **12. Governance**

12.1. The Council's Constitution specifically defines the role of all Members in determining and agreeing the policy and budgetary framework of the Council in accordance with applicable laws providing sufficiency of resources. The budget approval process includes Cabinet Committee meetings, the Scrutiny Committee meeting and Member training sessions and briefings leading up to the formal Budget meeting and the consideration of the recommendations set out in the Council budget report. These are the mechanisms by which all Members have the opportunity in advance of the Full Council meeting on the 28th of February 2023

to define, challenge, amend and ultimately vote on the Council's budgetary framework for the next year and medium term.

12.2. An update to the MTFP was reported to Cabinet in October 2022. This updates to the Medium Term Financial Plan have been completed and supported by:

- base salary estimates and projections of demand for demand-led services.
- risk based balances calculation.
- prudential borrowing and capital funding review
- an assessment of inflation
- monthly monitoring of budget pressures and savings delivery

12.3. The budget setting process for the MTFP has been significantly strengthened across the whole Council, CLT have worked closely with the Finance team and Corporate Programme Management Officers to develop budget options. CLT have led and taken part with distributed leadership across CLT, discussing and developing options. The Corporate Programme Management Office has been significantly strengthened and is responsible for maintaining a since tracker of savings options with progress on delivery being presented to monthly CLT Performance Boards and Cabinet Member Briefing sessions.

### **13. Insurance**

13.1. The Council's insurance arrangements are a balance between external insurance premiums and internal funds to "self-insure" some areas. Premiums and self-funds are reactive to external evaluations of the risks faced by the Council which includes both risks that are generic to all organisations and those specific to the authority.

13.2. The level of the Insurance Reserve is planned to increase by £1.8m annually; with the balance as at 31 March 2024 anticipated to be £13.3m.

### **14. Current year position**

14.1. In addition to the uncertainty around government spending plans and the settlement for local government, as a result of primarily external factors, including recovery from the pandemic, the national challenge of the rising cost of living, inflation, increasing demand, and reduced Government funding, Birmingham City Council, like many councils, is facing an increasingly challenging financial situation. These factors have added pressure to the Council's finances, the Council was already experiencing increasing demand for services, including children's social care; home to school and special educational needs transport; and higher demands across adult social care including adults with learning disabilities, mental health services and support to older people.

14.2. The budget monitoring position as at the end of December 2022 is reported to Cabinet on 14<sup>th</sup> February 2023. The revenue budget showed a forecast net overspend of £11.0m. Further details can be found in the Cabinet report. Action to

address the current £11.0m overspend is critical to ensure a balanced budget is achieved by the year end. The under delivery of previously agreed savings will also need to be reviewed as these too will impact on the 2023/24 budget.

- 14.3. This draft budget will require some difficult decisions about service levels and provision both in 2023/24 and over the medium term. These decisions will need to be confirmed under the Council's constitutional arrangements and Financial Regulations after due consultation and equalities impact assessments. As such the draft budget is a plan which can be subject to change, with any changes considered and agreed by Cabinet through the in year financial monitoring reports.
- 14.4. Treatment of Growth Pressures. Major demand and price factors affect the 2023/24 and future years budgets include 2022/23 budget pressures continuing into 2023/24 and future years. These are being addressed as part of this budget. The 2023/24 budget forecasts have therefore been informed by 2022/23 budget monitoring reports which have been reported to Cabinet and Scrutiny through the year and have been supported by the Star Chamber process.
- 14.5. The medium-term plan shows a balanced position for the next four years. Over the period of the MTFP the Budget Smoothing Reserve will be applied to allow existing savings options to be developed and implemented in a managed way. This use of the Budget Smoothing Reserve is considered the best approach to manage the level of savings required over this period.
- 14.6. For each of the medium term savings proposals we have strengthened the approach by developing OBCs for each proposal. In recognition, the savings plans over the medium term include options that will need to be closely monitored and reviewed to ensure they continue to enable the council to manage its spending in line with available resources. This is accepted as a prudent necessity, and the Council having balanced the 4 year MTFP for all four years, has gone further and developed medium and long term savings proposals in addition, so that should there be changes to funding in the future then these are available to use to balance any future gaps arising from funding uncertainties.
- 14.7. As Section 151 officer I can formally report that in my view the budget estimates are robust and the level of reserves adequate, as required by the Local Government Act 2003, on the assumption that the proposed council tax increases up to but not exceeding the 5% referendum threshold and 2% for the Social Care levy are agreed.
- 14.8. Council tax is a significant source of funding for council services. Any lesser increase than that proposed, without a corresponding reduction in base budget spending would have an adverse impact on the Council's financial resilience and ability to mitigate future spending risks or medium-term uncertainties over the future funding gap.
- 14.9. The draft revenue proposals for 2023/24 and the medium-term plan are not without risk and work will be ongoing through regular financial monitoring to

ensure savings and a balance budget is delivered. Where savings are no longer deliverable alternative options will be sought.

- 14.10. The draft proposals strike a balance between affordability whilst allowing sufficient resources for the Council to fulfil its statutory responsibilities and address local priorities. This is not an easy combination and will require some difficult decisions about service levels and provision. It will require services to bear down on spending growth, particularly with regard to future price levels and managing demand. In my view whilst this presents risks, the Council has sufficient financial resilience and reserves together with a strong record of sound financial management such that the additional risks are not excessive or reckless.

## **15. Recommendations:**

- 15.1. (a) Pursuant to section 25 of the Local Government Act, the Council is asked to note this report and agree to have due regard to the contents when making decisions about the budget.

## APPENDIX A: MTFP

	2023/24 £m	2024/25 £m	2025/26 £m	2026/27 £m	2027/28 £m	2028/29 £m	2029/30 £m	2030/31 £m	2031/32 £m	2032/33 £m
Base Budget 2022/23	759.231	759.231	759.231	759.231	759.231	759.231	759.231	759.231	759.231	759.231
Pay & Price Inflation	85.045	106.211	117.135	148.649	187.049	224.512	263.586	307.812	350.872	350.872
Meeting Budget Issues and Policy Choices	24.851	34.181	38.341	49.090	61.619	73.731	85.993	98.300	110.550	122.800
Savings Plans	(48.857)	(76.994)	(97.038)	(97.067)	(97.067)	(97.067)	(97.067)	(97.067)	(95.847)	(96.437)
Corporate Adjustments:										
Other net change in use / contribution to reserves	145.954	204.942	231.751	200.776	189.102	190.610	192.154	190.061	190.369	191.504
Corporately Managed Budgets	18.322	8.984	6.397	10.350	7.646	1.450	4.324	27.079	9.577	50.198
Changes in Corporate Government Grants	(59.468)	(18.242)	(20.204)	(21.095)	(24.373)	(27.379)	(30.456)	(33.510)	(36.633)	(39.682)
<b>Total Net Expenditure</b>	<b>925.078</b>	<b>1,018.314</b>	<b>1,035.612</b>	<b>1,049.934</b>	<b>1,083.206</b>	<b>1,125.087</b>	<b>1,177.764</b>	<b>1,251.906</b>	<b>1,288.119</b>	<b>1,338.485</b>
Business Rates	(410.863)	(487.852)	(495.937)	(501.120)	(515.316)	(528.684)	(542.390)	(555.877)	(569.696)	(583.869)
Business Rates Deficit in 21/22 funded by S31 grants	(155.064)	(124.412)	(124.412)	(124.412)	(124.412)	(124.412)	(124.412)	(124.412)	(124.412)	(124.412)
Use of S31 grant reserve to fund Business Rates deficit arising in 20/21	155.064	124.412	124.412	124.412	124.412	124.412	124.412	124.412	124.412	124.412
Business Rates Deficit/(Surplus)	(1.721)	-	-	-	-	-	-	-	-	-
Business Rates Deficit 21/22										
Council Tax	(429.159)	(459.040)	(471.819)	(484.958)	(498.465)	(512.350)	(526.624)	(541.301)	(556.388)	(571.900)
Council Tax Deficit/(Surplus)	(14.032)	-	-	-	-	-	-	-	-	-
Council Tax Deficit 21/22										
Top Up Grant	(69.303)	(72.421)	(72.856)	(72.856)	(74.312)	(75.798)	(77.315)	(78.862)	(80.438)	(82.048)
Potential impact of spending review		1.000	5.000	9.000	9.000	9.000	9.000	9.000	9.000	9.000
<b>Total Resources</b>	<b>(925.078)</b>	<b>(1,018.314)</b>	<b>(1,035.612)</b>	<b>(1,049.934)</b>	<b>(1,079.093)</b>	<b>(1,107.832)</b>	<b>(1,137.329)</b>	<b>(1,167.040)</b>	<b>(1,197.522)</b>	<b>(1,228.816)</b>
<b>Gap</b>	<b>0.000</b>	<b>0.000</b>	<b>0.000</b>	<b>0.000</b>	<b>4.113</b>	<b>17.255</b>	<b>40.435</b>	<b>84.866</b>	<b>90.597</b>	<b>109.669</b>

## **APPENDIX B: RESERVES POLICY**

### **1. Background**

- 1.1. The purpose of this policy is to set out how the Council will determine and review its overall level of reserves and how it uses them.
- 1.2. The Council is required to maintain adequate financial reserves for meeting unknown and potential estimated future expenditure when calculating the Council Tax requirement.
- 1.3. All planned use of reserves must be for a specific purpose in order to ensure there is a sustainable budget. They should not be used to mitigate the need for ongoing savings. Reserves will only be released upon relevant approval as set out in the Constitution.
- 1.4. The Council has usable reserves and unusable reserves on its Balance Sheet. The unusable reserves are as a result of accounting adjustments and are not therefore available to spend. This policy will concentrate on usable reserves.

### **2. General Policy**

2.1. Usable reserves can be split into the following categories:

- General Reserves and Balances
- Earmarked Reserves
- Revenue Grant Related Reserves
- Ringfenced Reserves
- Capital Reserves

2.2. The Council maintains usable reserves primarily for the following reasons:

- The need to put aside sums in case of unexpected exceptional future expenditure
- To smooth out the impact of payments on the revenue account
- To cover timing differences such as grant money received in any given year where expenditure takes place in a later year
- To provide pump prime funding for projects to deliver changes in working practices

2.3. Reserves can only be used on a one-off basis which means that their application does not offer a permanent solution to the requirement to deliver significant reductions in the future level of Council expenditure.

2.4. Reserves are not to be used to avoid the necessity to make or the failure to deliver ongoing savings

### 3. Managing the Level of Reserves

- 3.1. The Council must maintain sufficient general reserves and working balances to cover the key financial risks and contingencies.
- 3.2. An assessment will be carried out annually as part of the budget setting process to consider the risks the Council is exposed to and the level of general reserves that are appropriate.
- 3.3. As part of the budget setting process the Section 151 Officer will consider and assess the level of general reserves. Consideration will be given to the strategic, operational and financial risks facing the Council.
- 3.4. Major factors to be considered when evaluating the level of reserves, including but not limited to the following:

Budget Assumptions	Issues to Consider
Inflation and Interest rates volatility	The overall financial standing of the Council
Estimates of the level and timing of Capital Receipts	The trend of the Council's financial management and the robustness of the Medium Term Financial Plan
The financial risks inherent in any significant new funding partnerships, major contractual arrangements or major capital programme	The Council's end of year closedown procedures relating to budget under/overspend.
The availability of other funds to deal with major contingencies and the adequacy of provisions	The adequacy of the Council's arrangements to cover major unforeseen risks.

### 4. Usable Reserves

#### 4.1. General Reserves and Balances

- These are funds that do not have restrictions as to their use. The Council can use them for any purpose within the General Fund. The purpose of general reserves is to manage the impact of exceptional emergencies and unforeseen events. Without such reserves the potential financial impact of these unforeseen events could cause a financial deficit in the General Fund, which would be severely disruptive to the effective operation of the authority. General Reserves held include:

#### 4.2. General Fund Balance and Carry Forward Balances

- These reflect the accumulated surpluses of income over expenditure from previous years and any resources set aside as general contingency against adverse future events

#### 4.3. Financial Resilience Reserve (FRR)

- This is a reserve created in 2017/18 from the backdated application of a consistent Minimum Revenue Provision (MRP) policy of 2007/08
- The change in policy has created additional revenue costs. The Council plans to release some of this reserve in line with the Council Plan and Budget 2018+ to phase in the ability to meet the additional costs as shown in Table B.1 below. The balance of this reserve is to provide contingency fund in case the Council faces financial difficulties in the future

**Table B.1 Planned use of FRR to Meet Additional Revenue Costs**

2019/20	2020/21	2021/22	2022/23	2023/24	2024/25	2025/26	2026/27
£5.9m	£5.9m	£5.0m	£4.0m	£3.0m	£2.0m	£1.0m	Nil

#### 4.4. Delivery Plan Reserve

- The Delivery Plan Reserve (DPR) has been established to enable the necessary investment required by the Council's Delivery Plan

### 5. Earmarked Reserves

5.1. Earmarked Reserves enable the Council to set aside sums to meet specific future liabilities. These include:

#### 5.2. Capital Fund

- This is a revenue reserve which has arisen from revenue contributions set aside to fund budgeted capital expenditure, Equal Pay settlements and associated costs in line with the Council's Capital Financing and Equal Pay funding claims

#### 5.3. Insurance Reserve

- The Council self-insures against all bar the most catastrophic business risks other than where insurance cover is a legal requirement. A budget is held to cover insurance losses in-year and the Insurance Reserve exists to act as a buffer should losses exceed budgeted expectations in any given financial year. The fund increases in those years where losses incurred do not exceed the budget

#### 5.4. Highways PFI Reserve

- This reserve has been earmarked to support the Highways PFI Business Model

#### 5.5. Other Earmarked Reserves



- There are some reserves which cover a wide range of services that have been set aside to support future years' service delivery. These include, for example, resources earmarked for Special Educational Needs reform, a local innovations fund, highways initiatives, subvention for major events, replacement IT systems and repairs and maintenance for specific service chargeable buildings. These reserves are monitored at Directorate level and can only be used for a particular purpose
- During the annual review if it is determined earmarking is no longer necessary the reserves will be allocated to general reserves

5.6. The request to use these funds or contribute to reserves must be approved by Cabinet and the allocation of Earmarked Reserves will be made when services can demonstrate that the funding is required for that particular purpose.

## **6. Revenue Grant Related Reserves**

- 6.1. These reserves relate to the unused element of grant support for which the conditions of the grant are expected to be met. The reserves will be used to meet future years' expenditure for the service for which the grant was awarded.
- 6.2. These are managed by the Directorates. The reserves will only be released following the Directorate requests being approved by the Section 151 Officer to use funding in line with grant conditions
- 6.3. The Council holds various Section 106 reserves which were contributed by private companies to improve the local community. The fund must be used for the specific scheme and within the agreed timescale. If funds are not used, they need to be returned back to the contributors.
- 6.4. In addition, the Council also received Highways PFI grant in advance of required payments. These funds are taken to reserves to be utilised in years when annual maintenance expenditure exceeds the annual Government grant income, in line with the PFI model.

### Ringfenced Reserves

- Reserves that are required to be used for specific activities undertaken by the Council with little or no flexibility. These are mainly for schools or for the Housing Revenue Account and cannot be used to support general Council activity. These include:

### Schools reserves

- The reserves are the net cumulative balances held by Council maintained schools. Under national school funding regulations, the schools are entitled to retain these balances for unexpected commitments and/or for planned school curriculum/infrastructure improvements and investment

## Housing Revenue Account (HRA)

- The HRA is a statutory account, ringfenced from the rest of Council funds, so that rents charged to tenants in respect of dwellings cannot be subsidised from the General Fund. Similarly, rents collected from HRA tenants cannot be used to subsidise the General Fund. The balances on the HRA reflect the accumulated surpluses of income over expenditure

## HRA Major Repairs Reserve

- The Council is required by The Accounts and Audit Regulations 2015 to maintain the Major Repairs Reserve. The reserve controls an element of the capital resources required to be used on HRA assets or for capital financing purposes

## **7. Capital Reserves:**

7.1. These are reserves that have been set aside to finance capital schemes and cannot be used to support revenue expenditure without the consent of the Secretary of State. These reserves comprise:

- Capital Receipts Reserve reflects the income received from the disposal of capital assets prior to being used to fund future capital expenditure or for the redemption of debt. Capital receipts cannot be used to fund revenue expenditure except where allowed by statute. The Council will allocate resources from the Capital Receipts Reserve in line with its priorities
- Capital Grants Unapplied reflects the unused element of capital grants or capital contributions awarded to the Council, for which the conditions of the grant support are expected to be met or for which there are no conditions. The reserve will be used to meet future years' capital expenditure in a way which best fits with the Council's priorities

## **8. Borrowing**

8.1. The Council will also face temporary large costs for which ongoing savings are not required, for example, pension fund strain costs. In these instances it is prudent to borrow temporarily from reserves and identify smaller ongoing savings from which to repay the reserves. However, this will only be agreed if there is a clear plan for how repayment can be made.

8.2. Temporary borrowing can be made from general reserves, earmarked reserves, schools reserves and grant related reserves.

8.3. Borrowing is approved by the Council as part of the budget. However amendments can be approved by Cabinet in year.

## **9. Governance and Review**

- 9.1. The Council recognises the need to hold and maintain adequate reserves that meet the needs of the organisation. However, there is an opportunity cost as a result of the Council allocating resources away from other potential uses. It is therefore critical for the Section 151 Officer to regularly review the purpose and level of reserves.
- 9.2. All anticipated use of reserves should be understood and recognised as part of the budget setting process and agreed when Council approves the budget.
- 9.3. Any identified use of, or contribution to, reserves after the budget has been set should be approved by Cabinet or the Section 151 Officer in the case of grant reserves, prior to the budget being changed. Uses should be for specific purposes for which reserves have been set aside and not to address savings non-delivery or budget pressures. Contributions to reserves should be for specific costs expected to be incurred in the future.
- 9.4. The reserves position is reported monthly as part of the revenue monitoring process. The planned usage of reserves is also included as part of the budget setting process. In addition the level and use of reserves is reported and reviewed during the closedown process.

**The reserves policy will be reviewed annually as part of the budget setting process.**

## APPENDIX C: RISKS

Risk	Mitigation	Existing Reserve/Provision £m	Residual Risk	Maximum Impact over Medium Term Financial Plan £m	Likelihood	Probability weighted medium term potential impact £m
Business Rates income reduced by re-set, non-payment, impact of recession or appeals	The Council has employed a company to identify business rates income not being recorded	20	Company actively identifying companies not recorded on the list and therefore not in current baseline. However, pandemic has caused a backlog to accrue at VAO delaying growth to baseline. Risk will always remain in the current system. Government has announced it will freeze the business states multiplier for 2023/24. Any changes of significant scale would affect the whole of local government and would be highly likely to require government support. Currently government has delayed any change for the near future.	880	2%	18

Risk	Mitigation	Existing Reserve/Provision £m	Residual Risk	Maximum Impact over Medium Term Financial Plan £m	Likelihood	Probability weighted medium term potential impact £m
Council Tax growth and collection rates	Council Tax growth forecasts are based on the Council's approved housing forecasts and plan. Growth has been lowered to reflect the impact of COVID. Assumption that collection rates will climb back up to pre-pandemic rates		Cost of Living Crisis and recession may impact of building and collection rates	21	10%	2
Council Tax collection falls below budgeted levels producing a deficit on the Collection Fund and impact on the following years budget.	The 2022/23 budget includes an increase in collection from 96.6% in 2021/22 to 96.85% in 2022/23. Pre pandemic collection rates were set at 97.1%. So while collection rates are not yet back to pre-pandemic rates they are gradually increasing.		There remains uncertainty around collection in 2022/23.	10	20%	2
Outcome of the Government Spending Review and Relevant Needs and Resources Review	The Government has announced that there will be no spending review in 2022		Risk has been pushed out beyond 2022/23 based on government announcements during 2021, settlement maybe at assumed inflation rate of	51	20%	10

Risk	Mitigation	Existing Reserve/Provision £m	Residual Risk	Maximum Impact over Medium Term Financial Plan £m	Likelihood	Probability weighted medium term potential impact £m
			3.3%, which would be a real terms cut in funding			
Inflation increases at a greater rate than planned.	Generally provided for 5% inflation increase in 2023/24 within the budget on expenditure items. Contracts that run at a higher rate than the general assumption have been provided for separately in MTFP		Risk that inflation is higher than budgeted for and will therefore need to call on the Financial Resilience Reserve for funding.	20	25%	5
There is a risk that short-term and long-term interest rates rise above budgeted forecast	The Council has taken a more prudent view than various commentators over the medium term		If rates (long and short) rise higher than current market forecasts by 1% (100bp)	19	40%	8

Risk	Mitigation	Existing Reserve/Provision £m	Residual Risk	Maximum Impact over Medium Term Financial Plan £m	Likelihood	Probability weighted medium term potential impact £m
The Government has deferred making any decision on the Fair Funding Review and is now considering Local government Funding in a larger context. There remains a risk that the outcome could reduce resources available to Birmingham City Council	The Council has taken a more prudent view and reduced resources from 2025/26		The longer that Government defer the decision, the less likely that there is a residual impact as the time value of money reduces the impact	9	25%	2
There is a risk that the new PWLB lending rules exclude BCC from accessing PWLB borrowing, and BCC will have to borrow from the market at a higher rate	Capital programme investments have been reviewed to ensure they are not primarily for yield. The Financial Plan sets out clearly a policy of not investing primarily for yield. Any acquisitions will be reviewed against PWLB guidance for compliance		Nil	0		0
There is a risk that invested treasury monies are unable to be returned e.g. Icelandic Banks/BCCI	Adoption of up to date treasury management practices, regular monitoring and advice from external advisors		Low risk as continuously monitored. The Treasury Management Strategy and Policy sets limits on deposits with any single counter party	80	5%	4

Risk	Mitigation	Existing Reserve/Provision £m	Residual Risk	Maximum Impact over Medium Term Financial Plan £m	Likelihood	Probability weighted medium term potential impact £m
There is a risk of capital commitments being entered into with revenue implications that are not reflected in the Budget	All capital commitments must go through existing Council governance processes. Due diligence strengthened		These decisions could be agreed without full implications	100	5%	5
There is a risk in not achieving budgeted capital grants or capital receipts to fund commitment capital schemes which results in increased prudential borrowing	Property are required to provide a schedule of disposals and regular updates on progress. A prudent assessment of likely disposals is always assumed		Disposals for 2023/24 may not be achieved either at all or when expected as the market could be flooded with properties listed for sale or recession impacting on sales or market values achievable	40	30%	12
There is a risk that the Capital programme overspends in any one year and additional prudential borrowing is required in the short term	Regular capital monitoring is undertaken, robust budget setting and robust business cases supported by good project delivery.		Due to a history of slippage this risk has a very low likelihood.	20	5%	1
There is a risk of a Cyber-attack that severely disrupts operations or holds the Council to ransom	Investment and resources put into dealing with the cyber threat		The risk remains and other Councils have suffered attacks and financial consequences	40	20%	8



Risk	Mitigation	Existing Reserve/Provision £m	Residual Risk	Maximum Impact over Medium Term Financial Plan £m	Likelihood	Probability weighted medium term potential impact £m
Delivering the savings programme	A fundamental review of all savings proposals has been undertaken, there are some ambitious plans that need to be in place for the 1st April 2022		Not all listed savings will deliver a full year impact in 2022/23, resulting in a need to utilise some of the budget smoothing reserve	30	20%	6
There is a risk of demand pressures in Adult Social Care causing an overspend	Annual demography is built into the budget plus additional social care market inflation. Monthly budget monitoring would identify at an early stage any overspend, and mitigations would be expected		There is a residual risk of an Adults overspend not being contained in one year, although in recent years the service has underspent and delivered its savings target. The ongoing long term impact of Covid on the service is still unknown	80	10%	8
There is a risk of demand pressures in Children's Social Care causing an overspend in the contract payments to BCT as we see a rising number of complex cases	Annual demography is built into the budget plus additional baseline budget sufficiency sum reflected in 22/23 budget refresh. Monthly budget monitoring would identify at an early stage any overspend, and mitigations would be expected		There is a residual risk of a BCT contractual overspend not being contained in one year	20	20%	4

Risk	Mitigation	Existing Reserve/Provision £m	Residual Risk	Maximum Impact over Medium Term Financial Plan £m	Likelihood	Probability weighted medium term potential impact £m
There is a risk that SEND and Travel Assist continue to overspend	Work is underway with a CIPFA review to understand the budget in greater detail, with growth of over £19m built into the budget for 2022/23		Given the ongoing budget review work and demand in this service there is a risk that the growth built into the budget is not enough	20	20%	4
There is a risk based on recent history of City Operations Department not spending within its annual budget	Monthly budget monitoring would identify any overspend and mitigation would be expected.		Given its history of overspending there remains a residual risk in this Directorate.	15	20%	3
There is a risk of Property Services not delivering its income levels budgeted for	The MTFP and Financial Plan have been developed in line with service projections. Monthly budget monitoring would identify any overspend and mitigation would be expected		However, in the current environment income levels could remain difficult to achieve	20	10%	2
There is a risk that the Highways PFI alternative arrangement will cost significantly more than the current budget provision	Re procurement is taking place now and soft market testing is underway. The service is intending to re-procure within existing external funding	200	However there remains a residual risk that the Council could be required to provide additional funding	50	50%	25

Risk	Mitigation	Existing Reserve/Provision £m	Residual Risk	Maximum Impact over Medium Term Financial Plan £m	Likelihood	Probability weighted medium term potential impact £m
Increased Pension Contributions required	The Council agreed a three-year payment plan with the pension fund to repay the pension deficit, beginning 2020/21. Any movements would be incremental from the current agreed recovery plan.			20	25%	5
Impact of COVID 19 - potential additional cost implications	Currently no Government funding for 2022/23 identified. The last Government funding as tranche 5 allocated in early 2022/23. Any unspent monies will be ring fenced and carried forwards to 2022/23	17.5	Costs exceed the remaining funding and fall on the Council's overall budget.	10	10%	1
Impact of Brexit – potential loss of grant income	There still remains some uncertainty over the Governments replacement of European Grant funding.			5	40%	2

Risk	Mitigation	Existing Reserve/Provision £m	Residual Risk	Maximum Impact over Medium Term Financial Plan £m	Likelihood	Probability weighted medium term potential impact £m
Industrial disputes	Continuing discussions through ACAS			6	25%	2
Exceeding the 5% VAT Partial Exemption limit	Appropriate taxation advice is taken before each decision is taken		Appropriate tax advice is not taken at the outset of projects to minimise tax risks and partial exemption limits	40	10%	4
Major Contract disputes	Ensure contracts are operated in accordance with the agreed Terms and Conditions. Earmarked reserves in place to mitigate impacts.			10	10%	1
Successful Equal Pay disputes	Provision has been set aside for outstanding Equal Pay claims.	270		0	0%	0
<b>Total Risk</b>						<b>144</b>

<b>70% deflator to reflect not all risks will happen at same time</b>	<b>43.2</b>
<b>General Fund Reserve</b>	<b>38.4</b>

Risk	Mitigation	Existing Reserve/Provision £m	Residual Risk	Maximum Impact over Medium Term Financial Plan £m	Likelihood	Probability weighted medium term potential impact £m
					Estimated Financial Resilience Reserve balance at 31 March 2023	52.9

## APPENDIX D: PRESSURES

Ref	Description	Type of Pressure	Categorisation	2023/24 £m	2024/25 £m	2025/26 £m	2026/27 £m
<b>Council Management</b>							
C12	Rebase budget from 2023/24 for cessation of contribution to CWG Organising Committee	Existing	Invest to Save	(37.342)	(37.342)	(37.342)	(37.342)
CRP001	Rebase budget for 2023/24 for cessation of CWG Project Team costs	Existing	Growth	(3.094)	(3.094)	(3.094)	(3.094)
FGP003	Reduction in commercial activity relating to the schools catering element of Cityserve	Existing	Growth	0.215	0.215	0.215	0.215
CM03-23	Investment in People Services operating model (per Cabinet approval)	Existing	Growth	0.634	0.088	0.168	0.258
CM09-23	Rebase budget from 2023/24 to reflect one off requirement in prior period for Use of Policy Contingency Reserve- Finance Interims	Existing	Time limited resources	(0.750)	(0.750)	(0.750)	(0.750)
CM10-23	Rebase budget from 2023/24 to reflect short term requirement in prior period for funding for Delivery Plan New Ways of Working (per Cabinet approval)	Existing	Invest to Save	(3.715)	(3.715)	(3.715)	(3.715)
FG05-22	Rebase budget from 2023/24 to remove temporary support to advertising market previously provided as a Covid relief	Existing	Other	(0.371)	(0.371)	(0.371)	(0.371)
CRP007	Rebase budget from 2023/24 to remove budget for Enhanced operations for Commonwealth Games	Existing	Growth	(10.000)	(10.000)	(10.000)	(10.000)
CM08-23	Rebase budget for Operational Hubs non delivery of savings in 2021/22	Existing	COVID	(0.161)	(0.161)	(0.161)	(0.161)
CM01-23	Loan repayment (ITS) repayment for ICT	Existing	Invest to Save	0.000	0.000	0.472	0.976

Ref	Description	Type of Pressure	Categorisation	2023/24 £m	2024/25 £m	2025/26 £m	2026/27 £m
D01-22	Universal Credit is continuing to roll out, meaning that most working age people who would have claimed help for their housing costs through Housing Benefit, now claim this through the DWP/Universal Credit. Funding is needed to protect the Service from a reduction in funding for Housing Benefit work and ensure that citizens continue to receive their entitlement in a timely manner	Existing	Changes in legislation or regulation	0.500	0.900	0.900	0.900
D02-22	Rebase budget from 2023/24 to remove temporary support to improve the Council's performance in managing complaints	Existing	Time limited resources	(1.200)	(1.200)	(1.200)	(1.200)
D03-22	Rebase budget from 2023/24 to reduce budget requirement in Cyber Security investment keeps pace with the changing threat landscape	Existing	Changes in legislation or regulation	(0.722)	(0.722)	(0.722)	(0.722)
F03	Rephrasing of Invest to Save costs and planned repayments for implementation of new HR & Finance system	Existing	Invest to Save	(0.015)	0.087	0.158	0.098
CM01-24	Oracle costs	New	Growth	1.500	1.500	1.500	1.500
C02-24	Revenue costs associated with Capital Projects	New	Growth	1.444	1.342	1.271	1.331
<b>Total Council Management Pressures</b>				<b>(53.077)</b>	<b>(53.223)</b>	<b>(52.671)</b>	<b>(52.077)</b>

<b>Strategy, Equalities &amp; Partnerships</b>							
PPP001	Service review to expand existing team to meet service demand and ensure compliance with Equality Act	Existing	Changes in legislation or regulation	0.014	0.014	0.014	0.014
SEP01-24	Ongoing revenue implications of approved capital programmes: City Centre Public Realm hostile vehicle measures maintenance costs	New	Growth	0.415	0.415	0.415	0.415
<b>Total Strategy, Equalities &amp; Partnerships Pressures</b>				<b>0.429</b>	<b>0.429</b>	<b>0.429</b>	<b>0.429</b>

Ref	Description	Type of Pressure	Categorisation	2023/24 £m	2024/25 £m	2025/26 £m	2026/27 £m
<b>City Operations</b>							
N01	Sports & Leisure Service - continue with corporate support	Existing	Time limited resources	(0.023)	(0.047)	(0.070)	(0.252)
NEP002	Pressures within the Markets service relating to the Indoor Market - continuation of support	Existing	Time limited resources	0.110	0.110	0.110	0.110
NEP011	Moseley Road Baths - reduction in budget for ongoing maintenance requirements	Existing	Time limited resources	(0.025)	(0.025)	(0.025)	(0.025)
NEP023	Budget reduction related to prior years additional hire and repairs & maintenance of Fleet vehicles in the Waste Management Service	Existing	Time limited resources	(1.500)	(1.500)	(1.500)	(1.500)
NEP028	Increased cost of the Coroners Service	Existing	Demography	0.090	0.090	0.090	0.090
NEP038	Reinstatement of the Major Events Budget	Existing	Growth	0.250	0.250	0.250	0.250
SEP01-23	Ongoing revenue implications of approved capital programmes: City Centre Public Realm hostile vehicle measures maintenance costs	Existing	Other	0.040	0.040	0.040	0.040
CO01-23	Waste Service contract increase	Existing	Growth	0.000	4.500	4.500	4.500
CO04-23	Rebase budget from 2023/24 to remove one off budget for Cleaner Streets	Existing	Growth	(4.100)	(4.100)	(4.100)	(4.100)
CO06-23	Rebase budget from 2023/24 to remove one off budget for Street scene initiatives	Existing	Growth	(0.803)	(0.803)	(0.803)	(0.803)
NE04-22	Rebase budget to reduce Markets budget	Existing	Covid	0.000	(0.152)	(0.152)	(0.152)
NE01-22	Rebase budget from 2023/24 to remove temporary support for waste procurement project external legal advice	Existing	Time limited resources	(0.165)	(0.165)	(0.165)	(0.165)
CO03-24	Private Rented Sector Strategy	New	Growth	0.238	0.238	0.238	0.238
CO05-24	Coroners	New	Growth	0.300	0.300	0.300	0.300
CO07-24	Enforcement of Private High Rise Cladding Remediation	New	Growth	0.060	0.060	0.060	0.060
CO08-24	Street scene initiatives	New	Growth	4.846	5.596	5.596	5.596
CO09-24	Bereavement fees	New	Other	0.560	0.560	0.560	0.560
<b>Total City Operations Pressures</b>				<b>(0.122)</b>	<b>4.952</b>	<b>4.929</b>	<b>4.747</b>



Ref	Description	Type of Pressure	Categorisation	2023/24 £m	2024/25 £m	2025/26 £m	2026/27 £m
<b>City Housing</b>							
CH01-23	Rebase budget from 2023/24 to reduce budget for Temporary accommodation demand pressure	Existing	Time limited resources	(0.400)	(0.400)	(0.400)	(0.400)
CH01-24	Housing funding for 2022/23 be funded from Invest to Deliver Reserve	New	Invest to Save	0.240	0.240	0.240	0.240
CH02-24	Additional short term budget for temporary accommodation	New	Growth	5.400	0.000	0.000	0.000
<b>Total City Housing Pressures</b>				<b>5.240</b>	<b>(0.160)</b>	<b>(0.160)</b>	<b>(0.160)</b>
<b>Place, Prosperity &amp; Sustainability</b>							
IGP07	Rebase budget from 2023/24 to remove budget for fixed four-year programme for Health & Safety Compliance in the Corporate Estate	Existing	Time limited resources	0.000	(1.250)	(1.250)	(1.250)
CMD02-23	Rebase budget from 2023/24 to reduce Route to zero short term base budget as this moves to self financing	Existing	Changes in legislation or regulation	(0.956)	(0.956)	(0.956)	(0.956)
IG05-22	Increase in budget in line with growth in WMCA Transport Levy	Existing	Other	1.409	3.409	3.409	3.409
G04	Rephasing of saving InReach Housing Programme (saving MYR4/HN11/SN40)	Existing	Non-delivery	(0.018)	0.194	0.240	0.249
G05/IGP16	Rephasing implementation of Council Administrative Buildings saving C26 16+	Existing	Non-delivery	(0.890)	(0.890)	(0.890)	(0.890)
IGP10	Invest to Save resources and subsequent repayment for specialist support linked to development of the Workplace Parking Levy	Existing	Invest to Save	(1.275)	(0.360)	(0.360)	(0.360)
<b>Total Place, Prosperity &amp; Sustainability Pressures</b>				<b>(1.730)</b>	<b>0.147</b>	<b>0.193</b>	<b>0.202</b>
<b>Children &amp; Families</b>							
ES01-23	Home to School Transport service increased costs and demand	Existing	Growth	16.047	16.047	16.047	16.047

Ref	Description	Type of Pressure	Categorisation	2023/24 £m	2024/25 £m	2025/26 £m	2026/27 £m
ES02-23	SEN Assessment and Review (SENAR) service and Home to Schools Transport Service additional budget for statutory functions	Existing	Time limited resources	5.848	4.183	3.576	3.576
ES03-23	Early Help programme	Existing	Time limited resources	0.900	0.900	(7.100)	(7.100)
ES06-22	Rebase budget from 2023/24 to remove one year funding for Library of Birmingham maintenance	Existing	Time limited resources	(1.100)	(1.100)	(1.100)	(1.100)
ES04-23	Birmingham Children's Trust demographic growth	Existing	Demography	3.000	6.500	10.000	13.500
CF01-24	Commissioning	New	Growth	0.661	0.500	0.500	0.500
CF02-24	Workforce Development	New	Growth	0.465	0.403	0.403	0.403
CF03-24	Performance, Business & Commissioning Intelligence	New	Growth	0.307	0.278	0.278	0.278
CF04-24	Strategic Governance & Planning	New	Growth	1.073	0.960	0.960	0.960
CF05-24	Pupil Safeguarding (including Exclusions, Pupil Tracking & Attendance)	New	Growth	1.650	1.492	1.492	1.492
CF06-24	Transformation - Directorate	New	Growth	0.250	0.000	0.000	0.000
CF07-24	Transformation - Youth Service	New	Growth	0.250	0.000	0.000	0.000
CF08-24	Transformation - Library Service	New	Growth	0.250	0.000	0.000	0.000
CF09-24	BCT case complexity and market management	New	Growth	20.000	20.000	20.000	20.000
CF10-24	Vulnerable Children	New	Growth	1.376	1.376	1.376	1.376
CF11-24	Education & Early Years	New	Growth	0.970	0.970	0.970	0.970
CF12-24	Travel Service	New	Growth	4.824	4.824	4.824	4.824
CF13-24	Commissioning, Performance, Improvement & Governance Activities	New	Growth	0.085	0.085	0.085	0.085
CF14-24	World of Work and the Youth Employment Initiative- temporary budget to cover winding down as grant ceases	New	Time limited resources	1.980	0.531	0.000	0.000
<b>Total Children &amp; Families Pressures</b>				<b>58.836</b>	<b>57.949</b>	<b>52.311</b>	<b>55.811</b>
<b>Adult Social Care</b>							

Ref	Description	Type of Pressure	Categorisation	2023/24 £m	2024/25 £m	2025/26 £m	2026/27 £m
AD01-23	Rebase budget from 2023/24 to remove budget for short term staffing capacity in Financial Assessments Team to carry out financial assessments of those customers who received social care support following hospital discharge during the Covid pandemic	Existing	COVID	(0.026)	(0.026)	(0.026)	(0.026)
AD03-23	Adults transformation programme	Existing	Invest to Save	0.000	0.100	0.000	0.000
C09	Adult Social Care Packages - Demography	Existing	Demography	9.491	17.991	26.491	34.991
AD02-23	Market Sustainability and Fair Cost of Care Fund	Existing	Changes in legislation or regulation	(3.780)	(3.780)	(3.780)	(3.780)
AD01-24	ASC Market Sustainability and Improvement Fund	New	Changes in legislation or regulation	13.114	13.114	13.114	13.114
AD02-24	ASC Discharge Fund	New	Changes in legislation or regulation	9.522	9.522	9.522	9.522
AD03-24	ASC Funding Pressure- Provider Fess funded from the Social Care Grant	New	Growth	5.400	5.400	5.400	5.400
	<b>Total Adult Social Care Pressures</b>			<b>33.721</b>	<b>42.321</b>	<b>50.721</b>	<b>59.221</b>

<b>CORPORATE</b>							
CRP002	Revenue costs associated with Capital Projects	Existing	Capital	2.084	2.084	2.084	2.084
C01	Highways Infrastructure Maintenance	Existing	Demography	0.250	0.500	0.750	1.000
C02-23	Change in historic Business Transformation Costs and Repayments	Existing	Other	0.974	1.002	1.029	1.057
C04	Apprenticeship Levy	Existing	Other	0.044	0.091	0.139	0.189
C10	Reversal of temporary funding for essential repairs at the Council House	Existing	Time limited resources	(1.000)	(1.000)	(1.000)	(1.000)
C05-23	Contingency for future growth	Existing	Growth	5.000	5.000	5.000	5.000
C04-23	Transport - Funding for Young People	Existing	Growth	(1.228)	(1.228)	(1.228)	(1.228)
C05	Pension Fund Costs	Existing	Pension Fund	0.103	0.278	0.414	0.638
C02-22	Non delivery of FGS003 - Contract Savings	Existing	Non-delivery	(0.120)	(0.220)	(0.220)	(0.220)
CR010	Corporate Landlord Reprofile	Existing	Time limited resources	1.500	1.500	2.000	0.000
C05-23	Contingency for future growth	Existing	Growth	(2.969)	(2.969)	(2.969)	(2.969)

Ref	Description	Type of Pressure	Categorisation	2023/24 £m	2024/25 £m	2025/26 £m	2026/27 £m
CO08-24	Street scene initiatives	New	Growth	0.573	0.573	0.573	0.573
C01-24	West Midlands Strategic Migration Partnership	New	Time limited resources	0.015	0.000	0.000	0.000
C03-24	Pension Triennial Review - Pension Contributions	New	Pension Fund	(21.641)	(21.816)	(21.952)	(22.176)
C04-24	Members priority allocation	New	Growth	(2.031)	(2.031)	(2.031)	(2.031)
	<b>Total Corporate Pressures</b>			<b>(19.019)</b>	<b>(18.809)</b>	<b>(17.984)</b>	<b>(19.656)</b>
	<b>Total Budget Pressures</b>			<b>24.851</b>	<b>34.179</b>	<b>38.341</b>	<b>49.090</b>

## APPENDIX E: SAVINGS

Description	New or Existing Saving	Income Generation or Expenditure Reduction	2023/24 £m	2024/25 £m	2025/26 £m	2026/27 £m
<b>Adult Social Care</b>						
ASC001 23+ Adults Transformation Programme Savings from reducing demand for care services through building preventative and community models to provide low level, early interventions to help people live independently with minimal statutory support needed. At the programme's core is a strengths-based approach to adult social care provision, focussing on how individuals can lead fulfilling lives and filling in the gaps with support, rather than providing blanket support which invariably results in loss of independence and fulfilment. There are a range of initiatives included, (eg increased use of home adaptations, reenabling, review of complex care packages focusing on preparation for adulthood etc.), to ensure all levels and types of need, and all age groups, can be supported in this new way.	Existing	Expenditure reduction	(3.700)	(8.900)	(8.900)	(8.900)
ASC004 23+ Income Collection A review of historic joint funding and joint commissioning arrangements will result in a one-off increase in recognised income to the Council through reducing the amount needing to be held aside as contingency for bad or incorrect debt.	Existing	Expenditure reduction	1.000	1.000	1.000	1.000
CC002 Efficiency Target - Adults rescheduling of BT repayment	Existing	Expenditure reduction	1.000	1.000	1.000	1.000
ASC001 24 3% Turnover factor (Vacancy management)	New	Expenditure reduction	(2.850)	(2.850)	(2.850)	(2.850)

Description	New or Existing Saving	Income Generation or Expenditure Reduction	2023/24 £m	2024/25 £m	2025/26 £m	2026/27 £m
ASC002 24 Special Impact team (SIT) complex case review accelerated and expanded to cover high cost packages	New	Expenditure reduction	(0.500)	(0.500)	(0.500)	(0.500)
ASC003 24 Case load packages Review	New	Expenditure reduction	(0.200)	(0.200)	(0.200)	(0.200)
ASC004 24 Looking at ways to enhance ICS/CCG partnership to harness pooled resources more efficiently eg BCF Inflation	New	Expenditure reduction	(1.000)	0.000	0.000	0.000
<b>Total Adult Social Care savings</b>			<b>(6.250)</b>	<b>(10.450)</b>	<b>(10.450)</b>	<b>(10.450)</b>

Council Management						
CM003 23+ Digital advertising on key assets • The Council owns a number of assets at strategic locations and there is a clear opportunity to generate additional income that can be reinvested into vital services for residents.	Existing	Income Generation	(0.200)	(0.200)	(0.200)	(0.200)
CM004 23+ Customer Services • The customer service strategy was approved by Cabinet in December 2021 and we will make immediate improvements in some specific areas to deliver savings in the next 12-18months • Some of the initial changes will update IT systems, introduce greater automation and improve administration capacity within services such as bereavement, waste services and the contact centre to allow greater efficiencies and income generation through those services	Existing	Expenditure reduction	(0.600)	(0.900)	(1.300)	(1.300)

Description	New or Existing Saving	Income Generation or Expenditure Reduction	2023/24 £m	2024/25 £m	2025/26 £m	2026/27 £m
DCS011 20+ Application platform modernisation The Application Platform Modernisation (APM) Portfolio has been established to exit the Capita data centres, upgrade the existing infrastructure and bring the Council back onto supported infrastructure and software platforms. In addition, the APM programme will be introducing modern management tooling in order to streamline the operational delivery of infrastructure and application services. This proposal supports the delivery of the ICT & Digital Strategy and is part of an invest to save initiative to support the transition of services from Capita. There is a full business case already approved which covers all the capital and revenue costs. Some changes to the savings approach reported in Dec 2019, but numbers remain unchanged.	Existing	Expenditure reduction	(0.011)	(0.011)	(0.011)	(0.011)
EC103B 19+ Operational Hub Programme This proposal will result in the effective utilisation of the Council's operational property assets through the creation of a portfolio of fit for purpose public sector hubs and rationalise unsuitable, under-utilised and expensive to operate buildings.  Links to pressure G09	Existing	Expenditure reduction	(0.161)	(0.215)	(0.215)	(0.215)
CM001 24 3% Turnover factor (Vacancy management)	New	Expenditure reduction	(4.265)	(4.265)	(4.265)	(4.265)
CM002 24 Review all BCC leased properties	New	Expenditure reduction	(0.460)	(0.460)	(0.460)	(0.460)
CM003 24 System Efficiencies	New	Expenditure reduction	(0.600)	(1.600)	(2.000)	(2.000)

Description	New or Existing Saving	Income Generation or Expenditure Reduction	2023/24 £m	2024/25 £m	2025/26 £m	2026/27 £m
CM004 24 Development & Commercial - Digital advertising income and offer up of growth	New	Income Generation	(0.060)	(0.060)	(0.060)	(0.060)
CM005 24 Procurement - 2020/21 Expenditure Budget covered by funding	New	Expenditure reduction	(0.106)	(0.106)	(0.106)	(0.106)
CM006 24 Audit - increase trading opportunities with Police, Housing Associations and Acivico	New	Income Generation	(0.060)	(0.060)	(0.060)	(0.060)
CM007 24 Finance - refinancing legacy systems	New	Expenditure reduction	(0.700)	(0.700)	(0.700)	(0.700)
CM008 24 Personal Assistant Allocation - review use of Personal Assistant Support	New	Expenditure reduction	(0.200)	(0.200)	(0.200)	(0.200)
CM009 24 Business Support Efficiencies	New	Expenditure reduction	(0.050)	(0.050)	(0.050)	(0.050)
CM010 24 Customer Services Efficiencies	New	Expenditure reduction	(0.050)	(0.050)	(0.050)	(0.050)
CM011 24 Review Human Resources Target Operating Model - reduce posts that are vacant	New	Expenditure reduction	(0.170)	(0.170)	(0.170)	(0.170)
CM012 24 Human Resources reduce growth request in Medium Term Financial Plan (MFTP)	New	Expenditure reduction	(0.113)	(0.113)	(0.113)	(0.113)
<b>Total Council Management</b>			<b>(7.806)</b>	<b>(9.160)</b>	<b>(9.960)</b>	<b>(9.960)</b>
<b>Children &amp; Families</b>						



Description	New or Existing Saving	Income Generation or Expenditure Reduction	2023/24 £m	2024/25 £m	2025/26 £m	2026/27 £m
ES001 23+ Education & Skills – Improved management of Private Finance Initiative (PFI) contract Reduced costs as a result of improved management of the contract	Existing	Expenditure reduction	0.000	(1.074)	(1.224)	(1.224)
ES002 23+ Children's Trust – Family and Friends Care This opportunity focuses on Family & Friends placement finding for every child at risk of need for a care placement. The default position should be to implement an assessment based on legal premise that every child should be able to live with a family member if they cannot live with their parents (Children Act 1989). Placing children with family and friends' carers is believed to provide better outcome for children in care and also represents a cost effective option.	Existing	Expenditure reduction	(2.000)	(2.000)	(2.000)	(2.000)
ES003 23+ Children's Trust – Stronger Families Programme This opportunity further develops the ground-breaking Stronger Families programme developed by the Trust through reallocating existing resources. Further reach and expansion of the programme will yield savings through prevention of family breakdown and avoidance of the need for care. Expansion of the programme includes Family Group Conferencing; Edge of Care; Multi-Systemic Therapy; Safer Families; Lifelong Links; Breaking the Cycle; Reunification Project.	Existing	Expenditure reduction	(3.000)	(3.000)	(3.000)	(3.000)
ES004 23+ Children's Trust – Tackling Domestic Abuse to Support Families Introducing greater multi-disciplinary focus in the social work teams to enable greater risk management and support to children and families in the community. The Children's Trust has invested in deploying a small number of Domestic Abuse specialists to work alongside social workers and this is already showing positive benefit in terms of assessment, risk	Existing	Expenditure reduction	(1.000)	(1.000)	(1.000)	(1.000)

Description	New or Existing Saving	Income Generation or Expenditure Reduction	2023/24 £m	2024/25 £m	2025/26 £m	2026/27 £m
management and support, diverting families where appropriate from higher-tariff intervention (Child Protection, Care etc). Increased capacity will increase the reach and enable further diversion and prevention and enable the Trust to broaden the specialist advice to include Adult Mental Health and substance misuse.						
ES005 23+ Schools Balances - Saving associated with the repayment of borrowing from schools reserves to fund the historic Children, Young People and Families business Transformation Programme. This repayment period is coming to an end and will generate savings of £328k in 2023/24.	Existing	Expenditure reduction	(0.328)	(0.328)	(0.328)	(0.328)
ES007 23+ Education and Skills Early retirements - Saving resulting from the reducing cost of pensions	Existing	Expenditure reduction	(0.210)	(0.420)	(0.630)	(0.630)
CF001 24 3% Turnover factor (Vacancy management)	New	Expenditure reduction	(1.921)	(1.921)	(1.921)	(1.921)
CF002 24 Undertake fundamental review of the Youth Service and reshape services accordingly, hold back £350k for targeted support	New	Expenditure reduction	0.000	(1.336)	(1.336)	(1.336)
CF003 24 Undertake fundamental review of the Careers Service and reshape service accordingly	New	Expenditure reduction	0.000	(0.700)	(0.700)	(0.700)
CF004 24 Rationalise Libraries operating model to incorporate learning from Early Intervention pilot	New	Expenditure reduction	0.000	(1.700)	(1.700)	(1.700)
<b>Total Children &amp; Families</b>			<b>(8.459)</b>	<b>(13.479)</b>	<b>(13.839)</b>	<b>(13.839)</b>

Description	New or Existing Saving	Income Generation or Expenditure Reduction	2023/24 £m	2024/25 £m	2025/26 £m	2026/27 £m
-------------	------------------------	--	------------	------------	------------	------------

Place, Prosperity and Sustainability						
CMD001 23+ CAB Premises - excluding Council House Reduced costs associated with Council Admin Buildings (excluding Lancaster Circus as already accounted for as part of New Ways of Working) and Council House (see CMD002). Saving from operating costs when the buildings are decommissioned and reduced council borrowing by using capital receipts to repay debt following sale.	Existing	Expenditure Reduction	(2.431)	(3.113)	(3.113)	(3.113)
CMD002 23+ CAB Premises - Council House Commercialisation Income generation through improved commercial offer including banqueting and events.	Existing	Expenditure Reduction	(0.050)	(0.100)	(0.150)	(0.150)
CMD003 23+ Commercial Property - Lease Event Opportunities Review of commercial property leases – includes rent reviews and extension options	Existing	Income Generation	(0.600)	(0.600)	(0.600)	(0.600)
CMD004 23+ Commercial Property - Active Investment Additional income through investment in Public Works Loan Board (PWLB) compliant commercial property	Existing	Income Generation	(2.250)	(2.250)	(2.250)	(2.250)
CMD005 23+ Commercial Property - Blended Approach Investment and Lease Events Additional income generated through a combination of lease reviews and investment as per CMD003 and CMD004 above	Existing	Income Generation	(2.500)	(7.500)	(12.500)	(12.500)
CMD006 23+ Net Returns from Commercial Development Additional income through development opportunities on existing City Council land	Existing	Income Generation	0.000	0.000	(4.800)	(4.800)

Description	New or Existing Saving	Income Generation or Expenditure Reduction	2023/24 £m	2024/25 £m	2025/26 £m	2026/27 £m
CMD011 23+ Solar Panels Wind Farm Income generated from the use of appropriate sites as locations for the generation and sale of renewable energy	Existing	Income Generation	0.000	(0.200)	(0.200)	(0.200)
CO003 Street Work Permits - moved directorate	Existing	Expenditure reduction	0.100	0.100	0.100	0.100
PPS001 24 3% Turnover factor (Vacancy management)	New	Expenditure reduction	(0.666)	(0.666)	(0.666)	(0.666)
PPS002 24 Review all £5-10k leases	New	Expenditure reduction	(0.150)	(0.300)	(0.300)	(0.300)
<b>Total Place, Prosperity &amp; Sustainability savings</b>			<b>(8.547)</b>	<b>(14.629)</b>	<b>(24.479)</b>	<b>(24.479)</b>

City Operations						
CO009 23+ Capitalise salaries to Alexander Stadium build in line with activity being undertaken	Existing	Expenditure reduction	0.040	0.040	0.040	0.040
CO010 23+ Revenue benefit from capitalising the cost of the indoor track at Arena	Existing	Expenditure reduction	0.150	0.150	0.150	0.150
SN21 16+ Removal of universal Superloos The saving will be achieved from the gradual expiry of the current external contracts for the provision of public conveniences in some specific locations in the city.	Existing	Expenditure reduction	(0.019)	(0.073)	(0.107)	(0.136)
CO003 Street Work Permits	Existing	Expenditure reduction	(0.100)	(0.100)	(0.100)	(0.100)

Description	New or Existing Saving	Income Generation or Expenditure Reduction	2023/24 £m	2024/25 £m	2025/26 £m	2026/27 £m
CO001 24 3% Turnover factor (Vacancy management)	New	Expenditure reduction	(3.307)	(3.307)	(3.307)	(3.307)
CO002 24 Street Scene - remove Driver Training School	New	Expenditure reduction	0.000	(0.074)	(0.074)	(0.074)
CO003 24 Street Scene - Corporate health and safety pick up the safety advice for the service	New	Expenditure reduction	0.000	(0.056)	(0.056)	(0.056)
<b>Total City Operations savings</b>			<b>(3.236)</b>	<b>(3.420)</b>	<b>(3.454)</b>	<b>(3.483)</b>

City Housing						
CH001 23+ Increase Shelforce Income Increased sale of, and new model of delivery of, Fire Doors to housing, This will generate increased income to the Council's internal fixtures supplier. This is a beneficial by-product of the requirement to supply greater numbers of these products and not primarily driven by the savings programme	Existing	Income Generation	0.000	(0.200)	(0.200)	(0.200)
CH003 23+ Reducing / Eradicating B&B Accommodation The Council will take a two-fold approach to removing the reliance on bed and breakfast as temporary accommodation. Firstly, a focus on prevention and outreach work will reduce the demand for temporary accommodation through working with families and individuals before they are on the cusp of eviction/homelessness. Recognising that this preventative approach will take a while to impact on referrals, and that there will always be a level of need for temporary accommodation, the second part of the programme aims to increase capacity in alternative accommodation, including the development of hostel accommodation	Existing	Expenditure reduction	(5.500)	(8.900)	(8.900)	(8.900)

Description	New or Existing Saving	Income Generation or Expenditure Reduction	2023/24 £m	2024/25 £m	2025/26 £m	2026/27 £m
in surplus council properties and sourcing alternative properties for temporary accommodation use. .						
CH001 24 3% Turnover factor (Vacancy management)	New	Expenditure reduction	(0.502)	(0.502)	(0.502)	(0.502)
<b>Total City Housing</b>			<b>(6.002)</b>	<b>(9.602)</b>	<b>(9.602)</b>	<b>(9.602)</b>

Strategy, Equalities & Partnerships						
SEP001 24 3% Turnover factor (Vacancy management)	New	Expenditure reduction	(0.116)	(0.116)	(0.116)	(0.116)
SEP002 24 Efficiencies amongst non-staffing budgets	New	Expenditure reduction	(0.050)	(0.050)	(0.050)	(0.050)
<b>Total Strategy, Equalities &amp; Partnerships</b>			<b>(0.166)</b>	<b>(0.166)</b>	<b>(0.166)</b>	<b>(0.166)</b>

Corporate						
CMD007 23+ Repayment of borrowing following asset disposal resulting in reduced debt management costs	Existing	Expenditure Reduction	4.500	4.500	4.500	4.500

Description	New or Existing Saving	Income Generation or Expenditure Reduction	2023/24 £m	2024/25 £m	2025/26 £m	2026/27 £m
CO001 23+ Release Highways policy contingency for one year Sums identified for Highways in Policy contingency have been released as surplus to requirement	Existing	Expenditure Reduction	0.800	0.800	0.800	0.800
CO002 23+ Localities / Public Hub The creation of a public hub will provide a community hub infrastructure capable of responding early to the needs of citizens, connecting them to wider assets and resources within the locality and across the city while also making it easier for community, voluntary and public sector organisations to participate and access resources. The hub infrastructure will also allow the Council to rationalise internal resources used in the provision of early help. * This saving will be allocated to departments in year	Existing	Expenditure Reduction	(2.500)	(2.500)	(2.500)	(2.500)
CO005 23+ BCC Target Operating Model Design Principles - Voluntary workforce savings programme Specific groups of staff will be given the opportunity to reduce hours or retire early; this will drive rapid change in services and reduce the pay bill which is almost half of BCC net budget. * This saving will be allocated to departments in year	Existing	Expenditure Reduction	(2.000)	(2.000)	(2.000)	(2.000)
CO006 23+ Maximise the use of grant funding • We will look at the use of grants and other non general fund sources to ensure most effective use of those resources particularly to fund core Council activity * This saving will be allocated to departments in year	Existing	Income Generation	(1.000)	(2.000)	(3.000)	(3.000)

Description	New or Existing Saving	Income Generation or Expenditure Reduction	2023/24 £m	2024/25 £m	2025/26 £m	2026/27 £m
<p>CO007 23+ Improvements in Debt Management</p> <ul style="list-style-type: none"> <li>• Review Enforcement Agent arrangements across the Council with a view to undertaking 'in house' activity where it is appropriate to do so'</li> <li>• We will be reviewing our debt management policy with a view to improving collection of money owed to the Council and reducing the level of bad debt and associated bad debt provision at year end</li> </ul> <p>* This saving will be allocated to departments in year</p>	Existing	Income Generation	(0.900)	(1.400)	(1.900)	(1.900)
<p>CO008 23+ Traded services</p> <ul style="list-style-type: none"> <li>• A number of services generate a fee in return for services provided to both internal and external clients</li> <li>• In a commercial setting most of these services would at minimum be expected to breakeven and be cost neutral to the Council</li> <li>• Some of these traded services still receive a subsidy from the general fund and in the current context this needs to be reviewed with a view to ensuring fees charged for these services cover the full cost of providing these services</li> </ul> <p>* This saving will be allocated to departments in year</p>	Existing	Expenditure Reduction	(1.500)	(3.500)	(6.400)	(6.400)
<p>CO010 23+ Corporate Landlord</p> <ul style="list-style-type: none"> <li>• Rationalisation of Council assets and consolidation of the budgets and resources that manage these assets to enable better use of assets and greater cost efficiencies to be realised.</li> </ul> <p>* This saving will be allocated to departments in year</p>	Existing	Expenditure Reduction	(1.500)	(2.500)	(4.500)	(4.500)



Description	New or Existing Saving	Income Generation or Expenditure Reduction	2023/24 £m	2024/25 £m	2025/26 £m	2026/27 £m
CO011 23+ Automation • A number of opportunities for automating business processes have been identified across the Council and some have already implemented. • There is considerable scope to reduce cost and improve efficiency through greater automation and we are putting in place a process to identify and roll out further process automation. * This saving will be allocated to departments in year	Existing	Expenditure Reduction	(1.000)	(2.000)	(3.000)	(3.000)
COR001 24 Reducing Workforce	New	Expenditure Reduction	(1.791)	(2.388)	(2.388)	(2.388)
COR002 24 Automation	New	Expenditure Reduction	(1.500)	(3.100)	(4.700)	(4.700)
Total Corporate savings			(8.391)	(16.088)	(25.088)	(25.088)
Total savings			(48.857)	(76.994)	(97.038)	(97.067)

## APPENDIX F: COUNCIL TAX

	City Council £m	Fire and Rescue Authority £m	West Midlands Police & Crime Commissioner £m	New Frankley in Birmingham Parish Precept £m	Royal Sutton Coldfield Town Precept £m
City Council Net Budget	925.078				
Less: Business Rates and Top-Up Grant	(480.166)				
<b>Equals: amount required from Collection Fund</b>	<b>444.912</b>				
Plus: estimated deficit in Collection Fund	(15.753)				
<b>Equals: amount required from Council Tax payers</b>	<b>429.159</b>	<b>19.222</b>	<b>53.324</b>	<b>0.060</b>	<b>1.859</b>
Divided by taxbase (Band D equivalent properties)	263,262	263,262	263,262	1,373	37,218
<b>Equals: Band D Council Tax *</b>	<b>1,630.16</b>	<b>73.02</b>	<b>202.55</b>	<b>43.52</b>	<b>49.96</b>
Percentage Change in each element of Council Tax	4.99%	7.33%	8.00%	23.68%	0.00%
<b>Total Band D Council Tax</b>			<b>1,905.73</b>	<b>1,949.25</b>	<b>1,955.69</b>

\* The Council Tax attributable to the Council includes a 2% precept to fund adult social care.

Band	City Council £	Fire and Rescue Authority £	West Midlands Police & Crime Commissioner £	Total excl. Parish Precept £	New Frankley in Birmingham		Royal Sutton Coldfield	
					Parish Precept £	Parish Total £	Town Precept £	Town Total £
A	1,086.77	48.68	135.03	1,270.48	29.02	1,299.50	33.31	1,303.79
B	1,267.90	56.79	157.54	1,482.23	33.85	1,516.08	38.86	1,521.09
C	1,449.03	64.91	180.04	1,693.98	38.69	1,732.67	44.41	1,738.39
<b>D</b>	<b>1,630.16</b>	<b>73.02</b>	<b>202.55</b>	<b>1,905.73</b>	<b>43.52</b>	<b>1,949.25</b>	<b>49.96</b>	<b>1,955.69</b>
E	1,992.42	89.24	247.56	2,329.22	53.19	2,382.41	61.06	2,390.28
F	2,354.68	105.46	292.57	2,752.71	62.86	2,815.57	72.16	2,824.87
G	2,716.93	121.70	337.58	3,176.21	72.54	3,248.75	83.27	3,259.48
H	3,260.32	146.03	405.10	3,811.45	87.04	3,898.49	99.92	3,911.37

## APPENDIX G: REVENUE

<b>Gross Expenditure</b>	<b>2022/23 Budget £m</b>	<b>2023/24 Budget £m</b>
<b>Directorate</b>		
Adult Social Care	505.294	570.266
City Housing	62.264	64.045
Place, Prosperity and Sustainability	149.760	134.442
City Operations	356.937	360.799
Council Management	768.943	643.220
Children & Families	1,406.642	1,348.948
Strategy Equalities and Partnerships	108.346	100.387
<b>Total Directorate Expenditure</b>	<b>3,358.186</b>	<b>3,222.106</b>
Corporately Managed Budgets	236.872	242.774
Contingencies	18.636	0.778
<b>Total Expenditure on Services</b>	<b>3,613.694</b>	<b>3,465.658</b>
Corporate Contribution to Reserves	(33.627)	49.119
Corporate Repayment of Borrowing from Reserves	8.254	0
<b>Total General Fund Expenditure</b>	<b>3,588.321</b>	<b>3,514.777</b>
Housing Revenue Account	287.738	303.594
<b>Total Gross Expenditure</b>	<b>3,876.059</b>	<b>3,818.371</b>

<b>Gross Income</b>	<b>2022/23 Budget £m</b>	<b>2023/24 Budget £m</b>
<b>Directorate</b>		
Adult Social Care	(147.550)	(167.190)
City Housing	(46.895)	(48.710)
Place, Prosperity and Sustainability	(87.916)	(80.944)
City Operations	(164.255)	(161.741)
Council Management	(675.731)	(605.835)
Children & Families	(1,077.053)	(947.039)
Strategy Equalities and Partnerships	(105.093)	(93.464)
<b>Total Directorate Income</b>	<b>(2,304.493)</b>	<b>(2,104.922)</b>
Corporately Managed Budgets	(119.807)	(108.901)
Contingencies	(7.230)	(0.756)
Corporate Grants	(310.360)	(334.487)
<b>Total Income from Services</b>	<b>(2,741.890)</b>	<b>(2,549.066)</b>
Corporate Contribution/Use of Reserves	(61.632)	(40.633)
Corporate Repayment of Borrowing from Reserves	(25.567)	0.000
<b>Total General Fund Income</b>	<b>(2,829.089)</b>	<b>(2,589.699)</b>
Housing Revenue Account	(287.738)	(303.594)
<b>Total Gross Income</b>	<b>(3,116.827)</b>	<b>(2,893.293)</b>

<b>Net Expenditure</b>	<b>2022/23 Budget £m</b>	<b>2023/24 Budget £m</b>
<b>Directorate</b>		
Adult Social Care	357.744	403.076
City Housing	15.369	15.335
Place, Prosperity and Sustainability	61.844	53.498
City Operations	192.682	199.057
Council Management	93.212	37.385
Children & Families	329.589	401.909
Strategy Equalities and Partnerships	3.253	6.923
<b>Total Directorate Net Expenditure</b>	<b>1,053.693</b>	<b>1,117.184</b>
Corporately Managed Budgets	117.065	133.873
Contingencies	11.406	0.022
Corporate Grants	(310.360)	(334.487)
<b>Total Net Expenditure on Services</b>	<b>871.804</b>	<b>916.592</b>
Corporate Use of Reserves	(95.259)	8.486
Corporate Net Borrowing from Reserves	(17.313)	0.000
<b>Total General Fund Budget</b>	<b>759.232</b>	<b>925.078</b>
Housing Revenue Account	0.000	0.000
<b>City Council Budget</b>	<b>759.232</b>	<b>925.078</b>

## Analysis of Change

Directorate	Base Budget 2022/23 £m	Pay & Price Inflation £m	Budget Pressures & Policy Choices £m	Savings £m	Other items, incl. adjustments between Directorates £m	Base Budget 2023/24 £m
Strategy, Equalities & Partnerships	3.253	0.242	0.429	(0.166)	3.165	6.923
Council Management	93.212	7.619	(53.077)	(7.806)	(2.563)	37.385
City Operations	192.682	8.798	(0.122)	(3.236)	0.935	199.057
City Housing	15.369	0.728	5.240	(6.002)	0.000	15.335
Place, Prosperity and Sustainability	61.844	1.599	(1.730)	(8.547)	0.332	53.498
Children and Families	329.589	21.514	58.836	(8.459)	0.429	401.909
Adult Social Care	357.744	26.799	33.721	(6.250)	(8.937)	403.077
<b>Total Directorate Net Expenditure</b>	<b>1,053.693</b>	<b>67.299</b>	<b>43.297</b>	<b>(40.466)</b>	<b>(6.639)</b>	<b>1,117.184</b>
Corporately Managed Budgets	117.065	0.000	3.058	4.500	9.250	133.873
Contingencies	11.406	17.746	(22.077)	(12.891)	5.838	0.022
Corporate Grants	(310.360)	0.000	0.000	0.000	(24.127)	(334.487)
<b>Total Net Expenditure on Services</b>	<b>871.804</b>	<b>85.045</b>	<b>24.278</b>	<b>(48.857)</b>	<b>(15.678)</b>	<b>916.592</b>
Corporate Use of Reserves	(95.259)	0.000	0.000	0.000	103.745	8.486
Contribution to General Balances	(17.313)	0.000	0.000	0.000	17.313	0.000
<b>Total General Fund Budget</b>	<b>759.232</b>	<b>85.045</b>	<b>24.278</b>	<b>(48.857)</b>	<b>105.380</b>	<b>925.078</b>
HRA	0.000	0.000	0.000	0.000	0.000	0.000
<b>City Council Budget</b>	<b>759.232</b>	<b>85.045</b>	<b>24.278</b>	<b>(48.857)</b>	<b>105.380</b>	<b>925.078</b>

## APPENDIX H: HRA

	Year 1 2023/24 £m	Year 2 2024/25 £m	Year 3 2025/26 £m	Year 4 2026/27 £m	Year 5 2027/28 £m	Year 6 2028/29 £m	Year 7 2029/30 £m	Year 8 2030/31 £m	Year 9 2031/32 £m	Year 10 2032/33 £m	Year 1 to 10 Total £m	Year 30 2051/52 £m	Year 1 to 30 Total £m
<b>HOUSING REVENUE ACCOUNT</b>													
<b>Income</b>													
Rental Income	(280.515)	(293.055)	(300.971)	(308.738)	(316.135)	(323.386)	(330.624)	(337.812)	(345.114)	(352.579)	(3,188.929)	(525.766)	(11,969.934)
Voids	4.637	4.848	5.004	5.163	5.291	5.425	5.554	5.685	5.819	5.957	53.383	9.382	206.044
<b>Net Rental Income</b>	<b>(275.878)</b>	<b>(288.207)</b>	<b>(295.967)</b>	<b>(303.575)</b>	<b>(310.844)</b>	<b>(317.961)</b>	<b>(325.070)</b>	<b>(332.127)</b>	<b>(339.295)</b>	<b>(346.622)</b>	<b>(3,135.546)</b>	<b>(516.384)</b>	<b>(11,763.890)</b>
Service Charges / Other Income	(27.716)	(28.460)	(29.016)	(29.505)	(29.974)	(30.328)	(30.216)	(30.673)	(31.481)	(28.225)	(295.594)	(36.825)	(936.326)
<b>Total Revenue Income</b>	<b>(303.594)</b>	<b>(316.667)</b>	<b>(324.983)</b>	<b>(333.080)</b>	<b>(340.818)</b>	<b>(348.289)</b>	<b>(355.286)</b>	<b>(362.800)</b>	<b>(370.776)</b>	<b>(374.847)</b>	<b>(3,431.140)</b>	<b>(553.209)</b>	<b>(12,700.216)</b>
<b>Expenditure</b>													
Repairs	79.093	81.363	82.611	83.825	85.044	86.071	87.448	88.841	90.266	91.695	856.257	104.596	3,002.102
Management	80.793	81.934	83.270	85.321	87.254	89.232	91.254	93.323	95.439	97.603	885.423	153.021	3,377.653
Bad Debt Provision	5.558	5.635	5.259	3.973	4.185	4.408	4.645	4.896	5.161	5.441	49.161	13.034	246.976
Estate Costs	24.497	25.393	26.083	26.740	27.345	27.963	28.595	29.242	29.903	30.580	276.341	47.899	1,056.761
Capital Financing - Loan Redemption	0.000	0.000	0.000	5.693	10.290	11.549	11.381	21.214	20.279	20.764	101.170	70.723	957.674
Capital Financing - Interest and Other Costs	50.273	55.501	58.254	60.414	62.444	64.248	67.257	61.338	62.704	56.118	598.551	42.615	1,806.582
Contribution to Capital	63.380	66.841	69.506	67.114	64.256	64.818	64.706	63.946	67.024	72.646	664.237	121.321	2,252.468
<b>Total Revenue Expenditure</b>	<b>303.594</b>	<b>316.667</b>	<b>324.983</b>	<b>333.080</b>	<b>340.818</b>	<b>348.289</b>	<b>355.286</b>	<b>362.800</b>	<b>370.776</b>	<b>374.847</b>	<b>3,431.140</b>	<b>553.209</b>	<b>12,700.216</b>
<b>Net (Surplus) / Deficit</b>	<b>0.000</b>	<b>0.000</b>	<b>0.000</b>	<b>0.000</b>	<b>0.000</b>	<b>0.000</b>	<b>0.000</b>	<b>0.000</b>	<b>0.000</b>	<b>0.000</b>	<b>0.000</b>	<b>0.000</b>	<b>0.000</b>
<b>CAPITAL ACCOUNT</b>													
<b>Investment</b>													
Housing Improvement Programme	179.678	145.463	101.199	101.942	102.689	103.497	104.236	105.115	105.941	106.840	1,156.600	86.828	2,696.869
Redevelopment / Clearance	57.351	85.061	74.480	51.359	39.779	46.251	35.955	31.047	35.913	40.095	497.291	52.543	1,361.489
Adaptations and Other Investment	4.000	6.350	6.927	7.005	7.085	7.167	7.500	7.585	7.672	7.825	69.116	20.755	226.535
<b>Total Investment</b>	<b>241.029</b>	<b>236.874</b>	<b>182.606</b>	<b>160.306</b>	<b>149.553</b>	<b>156.915</b>	<b>147.691</b>	<b>143.747</b>	<b>149.526</b>	<b>154.760</b>	<b>1,723.007</b>	<b>160.126</b>	<b>4,284.893</b>
<b>Financing</b>													
Receipts / Grants / Other	(82.550)	(62.244)	(48.815)	(49.978)	(37.675)	(29.171)	(11.130)	(19.315)	(26.192)	(27.115)	(394.185)	(29.837)	(1,156.835)
New Borrowing	(95.099)	(107.789)	(64.285)	(43.214)	(47.622)	(62.926)	(71.855)	(60.486)	(56.310)	(54.999)	(664.585)	(8.968)	(875.590)
Contribution from Revenue	(63.380)	(66.841)	(69.506)	(67.114)	(64.256)	(64.818)	(64.706)	(63.946)	(67.024)	(72.646)	(664.237)	(121.321)	(2,252.468)
<b>Total Financing</b>	<b>(241.029)</b>	<b>(236.874)</b>	<b>(182.606)</b>	<b>(160.306)</b>	<b>(149.553)</b>	<b>(156.915)</b>	<b>(147.691)</b>	<b>(143.747)</b>	<b>(149.526)</b>	<b>(154.760)</b>	<b>(1,723.007)</b>	<b>(160.126)</b>	<b>(4,284.893)</b>
<b>Net (Surplus) / Deficit</b>	<b>0.000</b>	<b>0.000</b>	<b>0.000</b>	<b>0.000</b>	<b>0.000</b>	<b>0.000</b>	<b>0.000</b>	<b>0.000</b>	<b>0.000</b>	<b>0.000</b>	<b>0.000</b>	<b>0.000</b>	<b>0.000</b>

# APPENDIX I: TREASURY MANAGEMENT STRATEGY

## 1. Summary

- 1.1. This appendix sets out the proposed Treasury Management Strategy for 2023/24 given the interest rate outlook and the Council's treasury needs for the year, and in accordance with the Treasury Management Policy at Appendix K.
- 1.2. A balanced strategy is proposed which maintains a proportion of short term and variable rate loan debt in order to benefit from lower short term interest rates, whilst taking long term or fixed rate borrowing to maintain an appropriate balance between the risks of fixed rate and variable rate borrowing. The balance between short- and long-term funding will be kept under review by the Strategic Director of Council Management (Section 151 Officer) and will be maintained within the prudential limit for variable rate exposures.
- 1.3. Separate loan portfolios are maintained for the General Fund and the HRA; therefore, separate treasury strategies are set out below where relevant<sup>1</sup>.
- 1.4. The ongoing impact on the UK from expectations for inflation and higher interest rates, uncertain government policy and a deteriorating economic outlook will have a major influence on the Council's treasury management strategy for 2023/24.

## 2. Treasury Management Policy and Objectives

- 2.1. The Treasury Management Policy (Appendix K) sets the Council's objectives and provides a management and control framework for its Treasury Management activities, in accordance with CIPFA's Code of Practice for Treasury Management in the Public Services.
- 2.2. For the Council, the achievement of high returns from treasury activities is of secondary importance compared with the need to limit the exposure of public funds to the risk of loss.
- 2.3. Due to the importance of environmental, social and governance (ESG) issues including climate emergency agendas, the Council will continue to consider ESG factors in the context of its treasury activities.
- 2.4. These objectives must be implemented flexibly in the light of changing market circumstances.

---

<sup>1</sup> This Strategy relates to loan debt only. Other debt liabilities relating to PFI and finance leases are not considered in this Strategy and are managed separately. Throughout this Financial Plan, debt and investments are expressed at nominal value, which may be different from the valuation basis used in the statutory accounts.



### 3. Council Borrowing Requirement

3.1. The Council's forecast of its required gross loan debt is set out in Table 7.2 in Chapter 7 and is a combination of its forecast capital expenditure funded from borrowing, reduced by the amounts set aside to repay debt, and short term cashflows. The Council's gross loan debt is forecast to initially increase before levelling off in forthcoming years; if further capital expenditure funded from borrowing is decided on in the future, this will increase the debt levels.

**Table I.1 Forecast Borrowing Requirement**

	2023/24 £m	2024/25 £m	2025/26 £m	2026/27 £m
Forecast gross loan debt	3,501.9	3,660.5	3,651.3	3,643.0
Forecast treasury investments	(40.0)	(40.0)	(40.0)	(40.0)
Forecast net loan debt	3,461.9	3,620.5	3,611.3	3,603.0
of which:				
long term loans outstanding	2,928.6	2,853.6	2,794.8	2,727.9
Short term investments working balance	(40.0)	(40.0)	(40.0)	(40.0)
Required new/ replacement loan balance	573.3	806.9	856.5	915.1
	3,461.9	3,620.5	3,611.3	3,603.0

Most of the Council's loan debt is funded from existing long term loans which mature over periods of up to 40 years or more. Table I.1 above shows that the Council's outstanding long term loans decrease over the next few years as they are repaid upon maturity. This means that its new loans requirement will increase in order to meet the forecast net loan debt.

This strategy sets out how the Council plans to obtain the required new borrowing shown above, by a combination of short term and long term borrowing.

3.2. The Council currently has £71.1m of Lender's Option Borrower's Option (LOBO) loans outstanding. For these loans, the lender has the right to increase the interest rate at certain dates during the loan term; in this event the Council has the option to accept the rate increase or repay the loan immediately without penalty. All £71.1m of the Council's LOBO loans have the potential to be exercised during 2023/24. As market rates have increased in the past year, some LOBO lenders may choose to exercise their option. If LOBO loan options are exercised, the Council will look to repay these loans through refinancing.

3.3. In previous years the Council has repaid some of its LOBO loans early; in May 2019, £30m of LOBO loans held with Commerzbank were repaid. This resulted in a significant saving for the Council and it removed a substantial amount of LOBO

loans from its loans portfolio. The Council will consider further loan restructuring opportunities if they become available and where they provide a cost saving or a reduction in risk.

#### **4. Interest Rate and Credit Outlook**

- 4.1. UK Bank Rate is fundamental for the Council's treasury management activity, in terms of expenditure on loan interest where new loans are taken out and on income received from investments. UK Bank Rate is set by the Bank of England's Monetary Policy Committee (MPC) and their interest rate outlook is influenced by domestic and international economic and political developments.
- 4.2. The Bank of England has made consecutive increases to Bank Rate at its monthly MPC meetings since December 2021 and raised it by a further 0.5% to 3.5% at its December 2022 meeting. This was on the back of rising inflation in the UK and globally, due to higher energy prices as a result of the war in Ukraine and supply chain disorder as global economies adjusted following covid pandemic policies. UK inflation measured by the Consumer Prices Index (CPI) was 10.5% in December 2022, down from the high of 11.1% observed in October 2022.
- 4.3. The impact of inflation and interest rate rises are already being felt in the UK with current Bank of England forecasts indicating the economy is already in recession; GDP is expected to fall by around 0.75% during H2 2022 and continue falling until mid-2024. However, the MPC expects inflation to remain elevated in the coming months and the jobs market remains tight with high job vacancies. Although the MPC expects further increases in Bank Rate may be required to return inflation to its target of 2%, it may not need to be as forceful as previously anticipated by financial markets.
- 4.4. Arlingclose, the Council's treasury advisor, has forecast the Bank Rate to peak at 4.25% in Q1 2023/24 and remain there for the remainder of the financial year. Given the level of uncertainty over economic growth and interest rates the Council has taken a prudent view on Bank Rate for the treasury budget by the end of 2023/24.
- 4.5. Upside risks to UK interest rates in 2023/24 include:
  - Higher than expected inflation rates due to the persistence of supply chain factors
  - Prolonged high energy prices resulting from the continued conflict in Ukraine
  - Higher than expected economic wage growth

Downside risks to UK interest rates include:

- Impact of UK recession causes UK GDP to fall by more than expected with inflation falling below the target of 2%.
- Post Brexit trade risks to the UK economy

- The effects of coronavirus on global and UK economic recovery remain significant

4.6. Longer term interest rates are typically represented by UK Government Gilt yields. The chart at Figure I.2 shows that Gilt yields have increased significantly during 2022 in line with interest rate increases and expectations for interest rates. Gilt yields are near the levels since before the financial crisis of 2008 and are no longer at the historically low levels seen in the last decade.

4.7. In recent months there has been unprecedented volatility in the gilt markets. Gilt yields initially shot up after the announcement of the 23 September 2022 'mini budget', with its fiscal stimulus measures, but have since recovered following Bank of England intervention to buy gilts and the reversal of most of those fiscal measures. The Autumn Statement on 17 November 2022 and the announcement of government plans to reduce debt may help to further stabilise gilt markets. However, volatility arising from both economic and political events are expected to continue during 2023/24.

**Figure I.2 Bank Rate and Gilt Yields**



4.8. The credit outlook for banks relates to their risks for default and became more significant following the 2015 Bank Recovery and Resolution Directive (BRRD). Here a failing bank would need to be 'bailed in' by current investors instead of being 'bailed out' by the Government, thus increasing the risk of loss for local authorities holding unsecured bank deposits.

4.9. With the UK economy likely to be in recession territory the risks for UK banks are heightened as shown by recent increases in UK bank Credit Default Swap (CDS) prices. However, the banking sector is generally better positioned to withstand

shocks to the economy due to their required capital positions. The Council will continue to monitor bank credit worthiness and seek the advice of its treasury advisor, Arlingclose.

## 5. Borrowing strategy

- 5.1. The Council's capital investment programme allows it to deliver key priorities such as economic regeneration, transport, housing and school improvements, and to support service transformation. The capital investment programme can be funded from government grants, revenue resources, capital receipts from asset sales and prudential borrowing.
- 5.2. It is appropriate for the Council to borrow to fund its capital expenditure. The Council will receive long term service benefit over a number of years so it should be able to fund the capital expenditure over the years benefits are received.
- 5.3. Although borrowing costs (including interest costs and repayment charges) reflect a substantial investment in capital, the Council will ensure borrowing for the capital programme remains at an affordable and sustainable level. The Council periodically reviews its capital programme and associated prudential borrowing requirements and will reduce this where it can as long as it does not impede the Council's key priorities.
- 5.4. Borrowing costs are also managed by the type of loans the Council takes. As part of its borrowing strategy, the Council has previously targeted a short term or variable rate loans balance (less than 12 months) of around £600m, to take advantage of lower short term borrowing rates. Although short term rates increased significantly during 2022/23 they are not forecast to go much higher in 2023/24. It is proposed to maintain a short term loans level of around £500m for 2023/24, with the balance of the Council's borrowing needs being met through long term borrowing (i.e. for periods of one year or more).
- 5.5. Based on this strategy, the following table summarises, for the Council as a whole, the new long term and short term borrowing proposed to fund the required new or replacement borrowing each year:

**Table I.3 Proposed Borrowing Strategy**

<b>Cumulative new borrowing:</b>	<b>2023/24 £m</b>	<b>2024/25 £m</b>	<b>2025/26 £m</b>	<b>2026/27 £m</b>
total long term loans	120.0	290.0	370.0	450.0
total short term loans	453.3	516.9	486.5	465.1
Required new/ replacement loan balance	573.3	806.9	856.5	915.1

- 5.6. This strategy results in a forecast for new long term loans in the next four years to meet the required loan balance. The Council may still reprofile new long term

loans during this period depending on market conditions. Although future borrowing rates are not forecast to be significantly higher than current rates, the outlook is uncertain and taking some long term loans earlier may remove some refinancing risk.

- 5.7. In 2020/21, the Council paid a three year advance pensions payment for which it received a discount; this means there are reduced pensions cash outflows in 2021/22 and 2022/23. If the Council agrees a similar discount in 2023/24, it may choose to make an advanced payment which could be funded by cash balances or a temporary increase in borrowing. The forecast debt figures at Table I.1 do not include future pensions advanced payments as these are yet to be agreed.

## **6. Short term borrowing**

- 6.1. The Council's short term borrowing needs are largely met through other local authorities who lend their surplus cash balances at comparatively low rates. Loans from local authorities are deemed to meet the Council's ESG considerations as surplus funds will have been obtained from sources with public service objectives.
- 6.2. The availability of loans from other local authorities can tighten especially at financial year end when authorities have used much of their cash balances. Given the size of its short-term debt portfolio, the Council has sought to diversify its sources of short term borrowing from reliance on the local authority lending market. The Council currently has a Working Capital Facility available with its bankers should it require loans for a short period.
- 6.3. Short term and variable rate exposures remain within the 30% prudential limit set out in Appendix N4.
- 6.4. It should be noted that a possible scenario is that short term and long term interest rates may rise (or are expected to rise) more sharply than currently forecast. A higher level of long term borrowing may be taken if appropriate to protect future years' borrowing costs.

## **7. Long Term Borrowing**

- 7.1. The main source of long term borrowing for local authorities has been the Public Works Loans Board (PWLB), managed by HM Treasury. At the end of November 2020, the Treasury returned PWLB rates to 0.8% above gilts with the condition that local authorities would not be able to access PWLB loans if their 3 year capital programme included capital expenditure primarily for yield. The Council has not undertaken, nor has plans to undertake any investments primarily for yield.
- 7.2. The consequence of the PWLB rate decrease is that it is likely to offer a cheaper and quicker route to borrowing than alternative sources of borrowing, by at least 0.5% based on market analysis. For value for money, it is important that the Council continues to meet the PWLB's lending criteria. It is also uncertain how

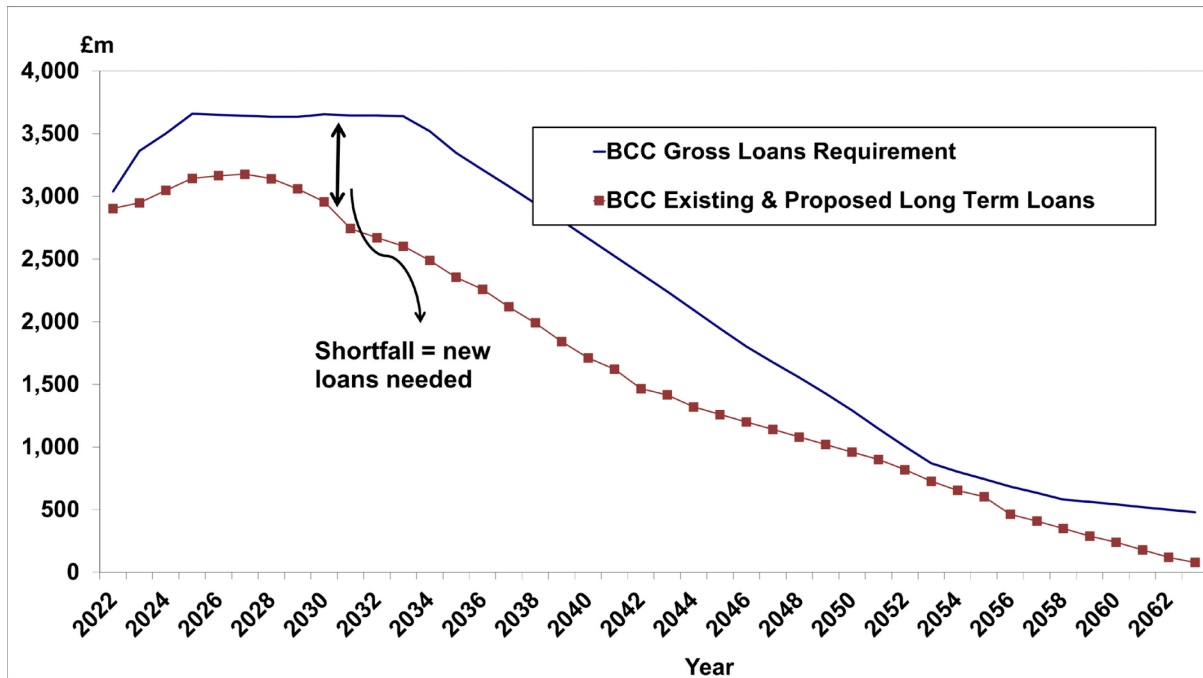
private sector lenders would view the risk profile for councils that were no longer eligible for PWLB loans.

- 7.3. The Council will continue to monitor market developments and will seek to use and develop other funding solutions if better value may be delivered. This may include other sources of long term borrowing if the terms are suitable, including listed and private placements, bilateral loans from banks, local authorities or others, Islamic forms of finance and sale and leaseback arrangements.
- 7.4. The Council will consider forward starting loans from capital markets, where the interest rate is fixed in advance, but the cash is received in later years. This would be beneficial when interest rates are forecast to rise in later years and the Council has a future borrowing requirement.
- 7.5. Debt capital markets have indicated ESG bonds or ESG private placements could be competitive when compared to the PWLB, due to a lack of supply and increasing demand from institutional investors. ESG bonds are used to finance projects that support environmental and social goals. Most local authority capital schemes, including significant aspects of Birmingham's capital programme, could be linked to ESG objectives and fit the criteria for an ESG bond. The Council will consider the use of ESG bonds in sourcing long term borrowing, should they provide better value through lower costs and rates when compared to PWLB borrowing.
- 7.6. The Council may also restructure existing loans and other long term liabilities e.g. by premature repayment and replacement with new loans.

## **8. Liability benchmark**

- 8.1. The Council's loan maturity profile can be compared with the level of loan debt outstanding required by this Financial Plan, as follows:

**Figure I.4 BCC Loans Outstanding vs. Gross Loans Requirement**



- 8.2. The Gross Loans Requirement in Figure I.4 represents the level of outstanding loan debt required by this Financial Plan. It takes account of existing loans outstanding plus planned prudential borrowing; this reduces over time as a result of the Minimum Repayment Provision (MRP) for debt. The difference between the Gross Loans Requirement and Existing & Proposed long term loans represents forecast long term and short term borrowing or investments. The Gross Loans Requirement represents a liability benchmark against which to measure the amount and maturity of required borrowing. In practice, future borrowings would never allow the outstanding loans to reach nil as matured debt is replaced by debt for new capital projects.
- 8.3. The shortfall in the medium term as shown in the chart is planned to be met by a short term loans portfolio of around £500m, in line with the current strategy (see paragraph 5.4).
- 8.4. The Treasury Management Prudential Limits and Indicators consistent with the above strategy are set out in Appendix N, including a summary loan debt maturity profile.
- 8.5. The Treasury Management Strategy must be flexible to adapt to changing risks and circumstances. The strategy will be kept under review by the Strategic Director of Council Management (S151) in accordance with treasury management delegations.

## 9. HRA and General Fund Treasury Strategies

- 9.1. The Housing Revenue Account (HRA) inherited a largely long term fixed rate debt portfolio at the start of the current HRA finance system in 2012. As a result, the Council has previously looked to increase the HRA's exposure to short term loans

whenever possible. As the HRA seeks to increase its prudential borrowing levels in the next few years, the Council will supplement HRA short term borrowing with further long term loans.

9.2. The General Fund and HRA exposures to short term and variable interest rates in accordance with the strategy are as follows:

**Table I.5 Forecast Variable Rate Exposure Based on the Proposed Borrowing Strategy**

<i>(taking account of debt maturities and proposed long term borrowing)</i>	<b>2023/24 £m</b>	<b>2024/25 £m</b>	<b>2025/26 £m</b>	<b>2026/27 £m</b>
<b>Housing Revenue Account</b>				
Year end net exposure to variable rates	177.6	181.6	230.0	242.9
Closing HRA net loan debt	1,172.8	1,283.7	1,357.2	1,403.8
Variable exposure % of debt	15.1%	14.1%	16.9%	17.3%
<b>General Fund</b>				
Year end net exposure to variable rates	328.6	354.2	283.4	318.1
Closing General Fund net loan debt	2,289.2	2,336.9	2,254.0	2,199.2
Variable exposure % of debt	14.4%	15.2%	12.6%	14.5%
Year end variable interest rate assumption provided for in the budget	5.25%	5.25%	4.50%	4.25%

Note: the variable rate figures above include long term loans with less than a year to maturity.

9.3. The variable rate exposure means that a 1% rise in variable rates at the end of 2023/24 would cost an estimated £3.3m per annum for the General Fund and £1.8m per annum for the HRA. However, the budget provides for a potential increase in variable rates (as shown above), which is considered to be prudent in this context.

9.4. This strategy therefore acknowledges the risk that maintaining a significant variable rate loan debt may result in increased borrowing costs in the longer term, but balances this against the savings arising from cheaper variable interest rates. The Strategic Director of Council Management (Section 151 Officer) will keep the strategy under close review during the year, in the light of the Council's financial position and the outlook for interest rates.

## 10. Treasury Management Revenue Budget

10.1. Based on this strategy the proposed budget figures are as follows:

**Table I.6 Treasury Management Revenue Budget**



	2023/24 £m	2024/25 £m	2025/26 £m	2026/27 £m
Net interest costs	138.2	147.2	155.6	151.8
Revenue charge for loan debt repayment	111.8	118.1	131.3	140.8
Other charges	-0.1	-0.4	3.2	5.3
Total	249.9	264.9	290.1	297.9
Met by the HRA	56.4	63.7	72.2	77.0
Met by the General Fund	193.5	201.2	217.9	220.9
Total	249.9	264.9	290.1	297.9

10.2. The budgeted interest cost in each year reflects a prudent view of borrowing costs and the cost of the additional borrowing in this Financial Plan. Actual interest costs will be affected not only by future interest rates, but also by the Council's cash flows, the level of its revenue reserves and provisions, and any debt restructuring.

## 11. Investment Strategy

11.1. The Council has surplus cash to lend only for short periods, as part of day-to-day cashflow management and to maintain appropriate cash liquidity. A month end investment balance of £40m in deposits is used as guidance in order to maintain adequate liquidity to meet uncertain cashflows. Any such surplus cash is invested in high credit quality institutions and pooled investment funds such as Money Market Funds (MMFs). MMFs are expected to continue to form a major part of the cash investment portfolio, as they are able to reduce credit risks in a way the Council cannot do independently, by accessing high quality institutions and spreading the risk more widely.

11.2. In terms of the Council's ESG considerations for its investment strategy, MMFs are not typically managed with the explicit or implicit aim of being an ESG or 'ethical' product. MMF managers have varying approaches to ESG incorporation with many preferring active engagement, using their shareholding and voting rights to influence and improve corporate behaviour and responsibility.

11.3. The ESG credentials of the MMFs that the Council invests in have been reviewed, based on information provided by individual MMFs. All MMF managers have engaged with ESG as an issue for their investors and the Council will consider those MMFs that show a genuine commitment to incorporate ESG as a source of enhanced financial risk management.

11.4. Long term investments of one year or more are not currently expected to be appropriate for treasury management purposes, as the Council does not expect to have temporary surplus cash to invest for that length of time.

## 12. Other Treasury Management Activities and Exposures

- 12.1. The Council has a Treasury Management Panel consisting of senior Finance Officers and treasury officers at the Council. The Council's Treasury Management Panel meets regularly and acts as an advisory body, providing guidance, support and scrutiny to decisions made by treasury officers.
- 12.2. The Council has guaranteed the £73m loan debt issued by NEC (Developments) Plc, which since the sale of the NEC Group has been a wholly owned subsidiary of the Council. The value of this liability, due to mature in 2027, is reflected in the Council's own debt and is managed as part of treasury activity.
- 12.3. The Council is a constituent member of the West Midlands Combined Authority (WMCA). Participating authorities share an exposure to any unfinanced revenue losses of WMCA, including debt finance costs. The Council and other member authorities support WMCA's capital investment plans, which include substantial prudential borrowing (subject to revenue funding support). This exposure is managed through the authorities' voting rights in WMCA including approval to its annual revenue and capital budget.

### **13. Advisers**

- 13.1. Arlingclose Limited are appointed to provide treasury management advice to the Council, including the provision of credit rating and other investment information. Advisers are a useful support in view of the size of the Council's transactions and the pressures on staff time. The Council's contract with Arlingclose expired during 2022/23 and they were reappointed as the Council's treasury management advisor following a competitive tender exercise.

### **14. Prudential Indicators for Treasury Management**

- 14.1. The Council is required under the Local Government Act 2003 and the CIPFA Treasury Management Code to set Prudential Indicators for treasury management. These are presented in Appendix N4.

## **APPENDIX J: CAPITAL**

The following policies support the Capital Strategy in Chapter 6 above.

### **1. Capital Programme Governance and the Capital Board**

- 1.1. The Capital programme is a resource and expenditure planning tool and does not confer approval for individual budget items to proceed. Individual budgets will not proceed to spend until there has been an executive decision which would normally include 'Gateway' business case appraisals at Strategic Outline Case (capital budget proposal stage), Outline Business Case, and Full Business Case. This process appraises options to deliver desired outputs, sets out the rationale to support the recommended solution, and identifies capital and revenue implications and funding. Account is also taken of the outcome of consultations, equality and risk assessments, and contribution to the Council's strategic objectives.
- 1.2. Revised or additional capital budgets may be approved by Cabinet, within the constraints of the Constitution regarding additional borrowing and the Council's Prudential borrowing limit. This includes Cabinet approval to additional external resources allocated to the Council. It is intended that no substantial increases in prudential borrowing or the use of capital receipts will be agreed outside of the annual budget process.
- 1.3. We carry out regular reviews of the capital programme to ensure the capital programme remains current, given that projects typically extend over several years from initiation. These reviews include scrutinising projects where contracts have not begun or spend is slower than anticipated, to ensure that the capital programme remains current, and that prudential borrowing is not unnecessarily committed. Going forward we will ensure that all approved capital projects will have a two-year longstop date. This means that a new, updated approval will be required where it has not been possible to enter contract within two years of approval.
- 1.4. Strategic oversight of the capital programme will be managed by the Capital Board, including:
  - development of proposals for the capital strategy, capital planning and prioritisation, prior to executive decision
  - review of business cases prior to executive decision
  - monitoring of the capital programme including financial, performance and risks
  - review of capital governance and processes.
- 1.5. CIPFA's Prudential Code and Treasury Management Code have been adopted by the Council.

## **2. General Principles for Capital Planning**

2.1. Some general strategic principles underlie the Council's capital planning. These are to:

- Integrate capital planning into the Council's overall planning over the horizons of the Long-Term Financial Plan, Medium Term Financial Plan and annual planning process to ensure that capital planning is delivering the Corporate Plan priorities
- Maximise external funding which supports the Council's priorities, and supplement this with the Council's own resources where appropriate
- Procure the use of capital assets using a robust process for assessing affordability and value for money (the "Gateway" process)
- Work with partners, including the community, businesses and other public bodies, whilst retaining clear lines of accountability and responsibility
- Relate capital resources and planning to asset planning.

## **3. Whole Council Prioritisation of Capital Resources Use**

3.1. All use of capital resources, including capital receipts, will be prioritised across the Council as a whole in relation to the Council's key priorities. The use of all capital receipts will be prioritised through the Council's corporate financial planning process. All previous capital receipt earmarking policies are discontinued unless covered by specific agreements with other organisations (this will not affect existing approved use of capital receipts already identified in the Council's disposals programme or otherwise taken into account in this Financial Plan). It is expected that commercial property portfolio asset sales will be reinvested in the portfolio in order to meet service objectives and to maintain and grow the portfolio income.

## **4. Capital Receipts and Asset Sales**

4.1. All land and buildings which are surplus to existing use will be reviewed under Property and Assets Board arrangements, before any executive decision is made, to ensure the re-use or disposal of the asset provides best value in supporting the Council's objectives. The Council's general policy is that assets will be disposed of for cash at the best market value. Exceptions to this policy should be approved by Cabinet.

4.2. As a general principle, land no longer required for its existing use is to be declared surplus so that options about its future use or sale can be reviewed by the Property and Assets Board before proceeding for formal decision. This includes Board consideration of proposals to appropriate land for a different purpose from its existing use, and proposals to sell land and property at less than best price, to ensure that the best value outcome for the Council is obtained in relation to Council priority outcomes.

## **5. Community Asset Transfers**

5.1. The Council will encourage community engagement in the operation of properties in support of specific key priorities and may commission Community Asset Transfers (CATs) where appropriate. Third sector organisations will need to have the capabilities to use the assets to provide agreed services, in accordance with arrangements for CATs of property. Sales at less than best price will however reduce the capital receipts available to fund other Council needs and policies. Accordingly, proposed land sale discounts including CATs will be reviewed by the Property and Assets Board before proceeding for formal decision, to ensure that proposals have a strong fit with the Council's key strategic priorities, represent good value for money, and have a good prospect of success. Other properties, and CAT proposals which have been unsuccessful, will proceed for sale on the open market.

## **6. Prudential Borrowing and Debt**

6.1. The Council will use borrowing in accordance with the 'Prudential' system as a tool for delivering policy and managing its finances. Local authorities may borrow to finance capital expenditure, and the affordability of debt is the key constraint. The Council has used the prudential borrowing freedoms actively and successfully to deliver key outcomes for the Council, including investment in regeneration (e.g. Grand Central and the EZ), housing, and wellbeing facilities.

6.2. Prudential borrowing continues to be an important way to fund the Council's own priorities where external funding cannot be obtained. The cost of borrowing will be recharged to the service concerned, where the Council is under a statutory obligation to do so (e.g. the HRA); where the Council has agreed with its partners to do so (e.g. the Enterprise Zone); and where it is good management for borrowing costs to be accounted for as part of an overall project (e.g. where financial or property investments are funded from borrowing). This recognises that borrowing is not a free resource but has a revenue cost.

6.3. The Council sets and monitors prudential indicators (including local indicators) to manage its debt exposures. Borrowing costs (including interest and repayment charges) in 2023/24 represent 26.9% of the net revenue budget, or 23.0% of gross income including income from sales, fees, charges and rents. This reflects some growth in the Council's borrowing in recent years, but also reflects the reduction in its income.

6.4. In order to ensure that borrowing remains at an affordable and sustainable level, the Council will seek over the medium term to manage its new prudential borrowing for normal service delivery at a level which is close to the amount which it sets aside from the revenue account each year for debt repayment (i.e. MRP). Borrowing for the Perry Barr Regeneration Scheme is an exception to this policy, but this is mostly planned to be repaid from the disposal of dwellings and land that form a part of the Perry Barr

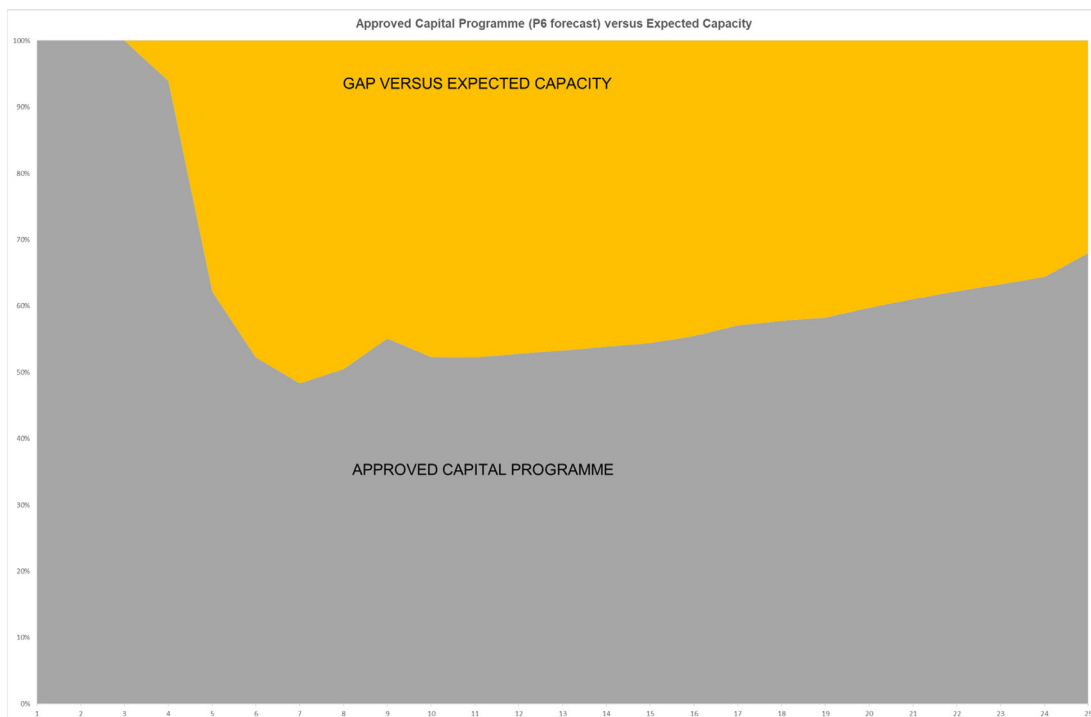
Regeneration Scheme from 2023/24. This policy requires careful prioritisation of projects reliant on debt finance, which will be carried out as part of the annual financial planning process.

## 7. 25 Year Capital Plan

7.1. Given the importance of optimising long-term capital investment a 25-year capital plan is being developed. This recognises that except for the HRA and Enterprise Zone most capital investment plans are linked to specific projects, which means that the capital programme tails off early and fails to recognise the need for future investment in many areas.

7.2. A comparison can then be made between the capital programme and typical borrowing levels, namely the approximately £110m currently amount set aside from the revenue account each year for debt repayment (i.e. MRP) described above. This comparison is illustrated in the chart below, which implies that capital investment will fall to an average of £110m pa in the decade after year 5. Indeed, this decline begins as early as year 3.

7.3. However, this is misleading as the capital programme fails to fully reflect future needs.



7.4. While the future inevitably brings planning uncertainty the absence of a long-term capital approach makes planning and prioritisation difficult both for individual service areas and the Council as a whole.

7.5. We have identified six benefits of a 25-year long term capital plan, aligned with the Council's strategic plans and priorities, to help:

1. Communicate the strategic priorities for the Council.
2. Encourage longer term capital planning across the Council.
3. Take a longer term view on the future capital requirements for the Council as a result of broader societal changes and trends.
4. Ensure maintenance, refurbishment and replacement costs for existing assets are adequately budgeted for to ensure efficient and effective use of Council assets.
5. Identify any affordability and funding gaps early, providing sufficient time to respond and develop alternate strategies.
6. Provide a framework for future capital planning linked to strategic priorities.

7.6. However, to be effective the plan will need to be based on long-term strategic planning rather than purely driven by numbers. Such planning is likely to consider existing assets, both in terms of their condition and future suitability, as well as the need to replace, repurpose or add to them in future. Once services identify the capital needed to deliver the Council's strategic aims this can readily be compared to its investment capacity.

7.7. While these identified needs are likely to exceed investment capacity, understanding the future position will enable informed choices and inform medium term decision making.

## J.1 Flexible Use of Capital Receipts 2022 – 2025

	Forecast Spend 2022/23	Forecast Spend 2023/24	Forecast Spend 2024/25	Anticipated Revenue Savings	Impact of Spend ( i.e. how will this project save money / transform service delivery?)
	* 1,000 £	* 1,000 £	* 1,000 £	* 1,000 £	
Redundancy & Pension Fund Strain	1,246	0	0	Various	Redundancy costs of posts no longer required.
Finance Transformation Programme	2,313	1,915	281	763	Finance Transformation & Improvement programme to help redesign of the Finance function and deliver on-going savings.
Cyber Security	1,780	4,726	4,649	-	Improving the Council's Cyber security. No saving quantifiable but will prevent fraud and financial loss.
Customer Programme	1,700	1,600	2,094	390	The Customer Service programme will bring together, build upon and accelerate existing work, whilst identifying and implementing the required activities to ensure BCC is a truly customer centric organisation.
Early Interventions Transformation	500	1,000	2,000	7,600	Working in partnership with health to transform the way care is delivered, to prevent hospital admissions and to ensure appropriate care on hospital discharge.
ASC - Senior Management Time	583	583	583	-	Time used in planning and directing transformation and early intervention work, including time that the PFA team use for demand management. This work impacts on both current and future demand volume and costs. Revenue savings as per Early Interventions above.



	Forecast Spend 2022/23	Forecast Spend 2023/24	Forecast Spend 2024/25	Anticipated Revenue Savings	Impact of Spend ( i.e. how will this project save money / transform service delivery?)
	* 1,000 £	* 1,000 £	* 1,000 £	* 1,000 £	
Adult Social Care - Prep for Adulthood	1,141	1,800	1,800	1,100	Reviewing transition cases in a timely manner ensuring care provisions would be available at appropriate costs for clients as Adults.
ADC - Specialist Impact Team	500	500	500	600	Review of complex high cost cases to ensure packages meet client needs.
City Ops Waste Management Review	100	20	80	1,000	HR support for the Street Scene service restructure which will achieve savings.
City Ops - Parks & Nature	90	90	0	90	Extension/introduction of commercial activities on a number of park sites city-wide.
Council Management - ICT Savings	2,515	2,515	0	2,900	Introduction of immutable hardware backup technology simplifying the operational deployment and management of new back up activities. Reduced data centre running and wider support costs. Move to a new management platform.
Council Man - ITDS - BEP reserve & Tech refresh	2,799	0	0	2,900	Introduction of immutable hardware backup technology simplifying the operational deployment and management of new back up activities. Reduced data centre running and wider support costs. Move to a new management platform.
HR Job Revaluation	4,500	1,979	1,175	2,000	New scheme will prevent future claims.
Council Mngt - HR Schools	542	542	0	1,600	Reviewing Trading Operations, cost recovery and exploring new income streams.

	Forecast Spend 2022/23	Forecast Spend 2023/24	Forecast Spend 2024/25	Anticipated Revenue Savings	Impact of Spend ( i.e. how will this project save money / transform service delivery?)
	* 1,000 £	* 1,000 £	* 1,000 £	* 1,000 £	
Inclusive Growth Delivery Plan	1,926	11,763	1,139	-	Various regeneration activities within PPS to stimulate growth. Savings are not quantifiable as yet.
Workforce for the Future project	143	53	0	16,342	Realignment of budgets and creation of centres of expertise.
Making Best use of assets	143	0	0	369	Utilising BCC owned buildings more.
Maximising income	212	275	0	21,190	Review and benchmark cost recovery and low value leases.
Digitally Enabled Council:	381	2,551	843	5,400	Automation and Digitisation of services.
Digitally Enabled Council:	369	1,956	216	2,055	Voice automation to reduce duplication.
Oracle Enhancements	979	750	0	1,000	Oracle enhancements to drive opportunities.
City Ops - Household Waste Recycling Centres	624	464	0	624	Transformational initiatives at Household Waste Recycling Centres
BCT Practice Hub	1,266	0	0	3,000	Set up of a Practice Hub to drive improvement in social work practice and case management.
Council Man - People Services	2,199	500	0	2,000	HR activities supporting the workforce programme.
Council Management - ITDS & Finance - Oracle Winshuttle replacement & Business process for Oracle	3,906	571	0	2,000	Development & embedding of Oracle system to produce process efficiencies.
Council Management - Digital Innovation - Joint Venture	656	656	0	500	Funding to design and set up a Joint Venture partner for the roll out of full fibre across Birmingham. Alongside wider economic benefits will lead to additional income for the Council.

	Forecast Spend 2022/23	Forecast Spend 2023/24	Forecast Spend 2024/25	Anticipated Revenue Savings	Impact of Spend ( i.e. how will this project save money / transform service delivery?)
	* 1,000 £	* 1,000 £	* 1,000 £	* 1,000 £	
BCT - Step Down Project	150	200	0	6,000	Develop alternative solution to high cost Children in Care-targeted model of step down from intensive residential provision to intensive family based placements.
SENAR - Children's	3,400	792	0	1,600	Improving SEND provision for children and young people in Birmingham through transformational change within the service, with schools and partner organisations and in further developing engagement with parents.
C&F Directorate	650	865	0	200	The plan brings together all City Council improvement and transformation activity that impacts on children, young people, and their families into one plan.
CYP Travel Service	5,517	0	0	1,100	Provision of Independent Travel Training to children, young people and their families may facilitate the achievement of safe reliable transport arrangements at a reduced cost.
<b>Total Revenue Reform Projects</b>	<b>42,830</b>	<b>38,666</b>	<b>15,360</b>	<b>84,323</b>	

*N.B. Projects may be accelerated or slipped between financial years.*

## J.2 Capital resources

	2023/24 £m	2024/25 £m	2025/26 £m	2026/27 £m	Total
<b>Specific Resources</b>					
Government Grants & Contributions	159.657	129.621	92.056	55.233	436.567
HRA Revenue Resources & Reserves	75.254	68.092	72.749	68.613	284.708
Other Specific Revenue Resources	9.158	9.823	13.416	2.813	35.210
HRA Capital Receipts	46.837	48.229	38.366	45.869	179.301
<b>Total Specific Resources</b>	<b>290.906</b>	<b>255.765</b>	<b>216.587</b>	<b>172.528</b>	<b>935.786</b>
<b>Corporate Resources</b>					
Prudential Borrowing	290.024	166.073	84.132	62.092	602.321
Earmarked Capital Receipts	53.009	16.978	0.100	0.000	70.087
Other Corporate Resources	0.153	0.000	0.000	0.000	0.153
<b>Total Corporate Resources</b>	<b>343.186</b>	<b>183.051</b>	<b>84.232</b>	<b>62.092</b>	<b>672.561</b>
<b>Total Resources</b>	<b>634.092</b>	<b>438.816</b>	<b>300.819</b>	<b>234.620</b>	<b>1,608.347</b>

### J.3 Analysis of Prudential Borrowing

	2023/24	2024/25	2025/26	2026/27	Total
	£m	£m	£m	£m	
<b><u>Major Self Financed Prudential Borrowing</u></b>					
Enterprise Zone	10.990	19.265	11.517	10.519	<b>52.291</b>
Fleet & Waste Management	12.163	9.150	0.000	0.000	<b>21.313</b>
Perry Barr Residential Scheme	13.475	3.003	0.000	0.000	<b>16.478</b>
Property Services - Investment Programme	42.154	0.000	0.000	0.000	<b>42.154</b>
Housing Revenue Account	95.099	107.789	64.285	43.214	<b>310.387</b>
Housing Options - Temporary Accommodation	43.000	0.000	0.000	0.000	<b>43.000</b>
Housing Development - InReach	0.000	7.900	0.000	0.000	<b>7.900</b>
Capital Loans & Equity	2.532	0.000	0.000	0.000	<b>2.532</b>
ICT & Digital Services	1.962	0.000	0.000	0.000	<b>1.962</b>
SAP Software Upgrade	3.720	0.000	0.000	0.000	<b>3.720</b>
Bereavement Services	2.250	0.000	0.000	0.000	<b>2.250</b>
Other	0.728	1.262	0.000	0.000	<b>1.990</b>
<b>Total Capital Projects Self Financed</b>	<b>228.073</b>	<b>148.369</b>	<b>75.802</b>	<b>53.733</b>	<b>505.977</b>
<b><u>Major Prudential Borrowing with net impact on Council revenue resources</u></b>					
Fleet & Waste Management	11.970	0.200	0.000	0.000	<b>12.170</b>
Alexander Stadium Legacy Project	3.475	0.000	0.000	0.000	<b>3.475</b>
Corporate Capital Contingency	10.000	10.000	5.000	5.000	<b>30.000</b>
Gateway / Grand Central	12.691	0.000	0.000	0.000	<b>12.691</b>
Moseley Road Baths	0.473	0.183	1.930	2.259	<b>4.845</b>
Schools Condition Allocation & Basic Need	13.691	1.750	0.000	0.000	<b>15.441</b>
Transport Highways Major Schemes	1.309	1.504	0.300	0.000	<b>3.113</b>
Birmingham Children's Trust Accommodation	1.300	1.100	1.100	1.100	<b>4.600</b>
Community Libraries	0.800	2.887	0.000	0.000	<b>3.687</b>
Council House Electrics	5.100	0.000	0.000	0.000	<b>5.100</b>
ICT & Digital Services	0.571	0.000	0.000	0.000	<b>0.571</b>
Other	0.571	0.080	0.000	0.000	<b>0.651</b>
<b>Total Capital Projects requiring revenue resources</b>	<b>61.951</b>	<b>17.704</b>	<b>8.330</b>	<b>8.359</b>	<b>96.344</b>
<b>Total Prudential Borrowing</b>	<b>290.024</b>	<b>166.073</b>	<b>84.132</b>	<b>62.092</b>	<b>602.321</b>

## J.4 Capital Programmes by Scheme

	2023/24 £m	2024/25 £m	2025/26 £m	2026/27 £m	Total
<b><u>COUNCIL MANAGEMENT</u></b>					
<b><u>Development &amp; Commercial</u></b>					
Gateway/Grand Central Residual Costs	12.691	0.000	0.000	0.000	12.691
Capital Loans & Equity	2.532	0.000	0.000	0.000	2.532
<b>Total Development &amp; Commercial</b>	<b>15.223</b>	<b>0.000</b>	<b>0.000</b>	<b>0.000</b>	<b>15.523</b>
<b><u>Corporately Held Funds</u></b>					
Revenue Reform Projects	38.666	15.360	0.000	0.000	54.026
Corporate Capital Contingency	10.000	10.000	5.000	5.000	30.000
<b>Total Corporately Held Funds</b>	<b>48.666</b>	<b>25.360</b>	<b>5.000</b>	<b>5.000</b>	<b>84.026</b>
<b>SAP Investments</b>	<b>3.720</b>	<b>0.000</b>	<b>0.000</b>	<b>0.000</b>	<b>3.720</b>
<b><u>ICT &amp; Digital Services</u></b>					
ICT & Digital	6.001	0.000	0.000	0.000	6.001
<b>Total Digital &amp; Customer Services</b>	<b>6.001</b>	<b>0.000</b>	<b>0.000</b>	<b>0.000</b>	<b>6.001</b>
<b>TOTAL COUNCIL MANAGEMENT DIRECTORATE</b>	<b>73.610</b>	<b>25.360</b>	<b>5.000</b>	<b>5.000</b>	<b>108.970</b>
<b><u>CITY OPERATIONS</u></b>					
<b><u>Street Scene</u></b>					
Waste Management Services	24.133	9.350	0.000	0.000	33.483
Parks & Nature Conservation	1.322	0.683	0.100	0.100	2.205
<b>Total Street Scene</b>	<b>25.455</b>	<b>10.033</b>	<b>0.100</b>	<b>0.100</b>	<b>35.688</b>
<b>Private Sector Housing</b>	<b>0.595</b>	<b>0.500</b>	<b>0.000</b>	<b>0.000</b>	<b>1.095</b>

	2023/24 £m	2024/25 £m	2025/26 £m	2026/27 £m	Total
<b><u>Neighbourhoods</u></b>					
Community, Sport & Events	5.270	8.900	2.861	2.861	19.892
Alexander Stadium Legacy Project	12.173	0.000	0.000	0.000	12.173
Cultural Development	5.048	0.000	0.000	0.000	5.048
<b>Total Neighbourhoods</b>	<b>22.491</b>	<b>8.900</b>	<b>2.861</b>	<b>2.861</b>	<b>37.113</b>
<b><u>Regulation &amp; Enforcement</u></b>					
Markets Services	0.000	0.759	0.000	0.000	0.759
Bereavement	2.250	0.000	0.000	0.000	2.250
<b>Total Regulation &amp; Enforcement</b>	<b>2.250</b>	<b>0.759</b>	<b>0.000</b>	<b>0.000</b>	<b>3.009</b>
<b>Highways Infrastructure</b>	<b>28.041</b>	<b>28.230</b>	<b>16.262</b>	<b>6.776</b>	<b>79.309</b>
<b>TOTAL CITY OPERATIONS DIRECTORATE</b>	<b>78.832</b>	<b>48.422</b>	<b>19.223</b>	<b>9.737</b>	<b>156.214</b>
<b><u>CITY HOUSING</u></b>					
<b>Housing Options Service</b>	<b>43.298</b>	<b>0.000</b>	<b>0.000</b>	<b>0.000</b>	<b>43.298</b>
<b>Housing Revenue Account</b>					
Housing Improvement Programme	181.565	151.163	107.468	108.280	548.476
Redevelopment	57.351	85.061	74.480	51.359	268.251
Other Programmes	2.113	0.650	0.658	0.667	4.088
<b>Total Housing Revenue Account</b>	<b>241.029</b>	<b>236.874</b>	<b>182.606</b>	<b>160.306</b>	<b>820.815</b>
<b>TOTAL CITY HOUSING DIRECTORATE</b>	<b>284.327</b>	<b>236.874</b>	<b>182.606</b>	<b>160.306</b>	<b>864.113</b>

	2023/24 £m	2024/25 £m	2025/26 £m	2026/27 £m	Total
<b><u>PLACE, PROSPERITY &amp; SUSTAINABILITY</u></b>					
<b><u>Planning &amp; Development</u></b>					
<b>Major Projects</b>					
Enterprise Zone - Paradise Circus	1.030	3.439	0.000	0.000	4.469
Enterprise Zone - Other	9.960	15.826	11.517	10.519	47.822
Other Major Projects	0.830	0.000	0.000	0.000	0.830
<b>Total Major Projects</b>	<b>11.820</b>	<b>19.265</b>	<b>11.517</b>	<b>10.519</b>	<b>53.121</b>
<b>Total Planning &amp; Development</b>	<b>11.820</b>	<b>19.265</b>	<b>11.517</b>	<b>10.519</b>	<b>53.121</b>
<b><u>Transport Connectivity</u></b>					
<b>Major Schemes</b>					
A457 Dudley Road	9.459	4.583	2.000	0.000	16.042
Birmingham City Centre Retail Core Public Realm	6.980	8.100	0.000	0.000	15.080
Other (Major Schemes)	10.426	14.081	14.513	12.000	51.020
<b>Total Major Schemes</b>	<b>26.865</b>	<b>26.764</b>	<b>16.513</b>	<b>12.000</b>	<b>82.142</b>
Brum Breathes & Route To Zero	13.700	11.154	5.200	0.250	30.304
Active Travel	18.185	7.457	13.425	21.486	60.553
Public Transport	2.568	0.300	0.250	0.200	3.318
Infrastructure Development	1.491	1.819	0.758	0.879	4.947
Places for People (Local Neighbourhoods)	0.914	0.200	0.200	0.200	1.514
<b>Total Transport Connectivity</b>	<b>63.723</b>	<b>47.694</b>	<b>36.346</b>	<b>35.015</b>	<b>182.778</b>
<b>Housing Development</b>					
In Reach	0.000	7.900	0.000	0.000	7.900
<b>Total Housing Development</b>	<b>0.000</b>	<b>7.900</b>	<b>0.000</b>	<b>0.000</b>	<b>7.900</b>



	2023/24 £m	2024/25 £m	2025/26 £m	2026/27 £m	Total
<b>Perry Barr Residential Scheme</b>	<b>13.475</b>	<b>3.003</b>	<b>0.000</b>	<b>0.000</b>	<b>16.478</b>
<b><u>Property Services</u></b>					
Property Strategy	47.154	0.000	0.000	0.000	47.154
Council House Major Works	5.100	0.000	0.000	0.000	5.100
<b>Total Property Services</b>	<b>52.254</b>	<b>0.000</b>	<b>0.000</b>	<b>0.000</b>	<b>52.254</b>
<b>TOTAL PLACE, PROSPERITY &amp; SUSTAINABILITY DIRECTORATE</b>	<b>141.272</b>	<b>77.862</b>	<b>47.863</b>	<b>45.534</b>	<b>312.531</b>
<b><u>CHILDREN &amp; FAMILIES DIRECTORATE</u></b>					
<b><u>Education &amp; Early Years</u></b>					
School Condition Allocations	14.000	11.750	11.084	0.000	36.834
Devolved Capital Allocation to Schools	3.289	0.000	0.000	0.000	3.289
Basic Need - Additional School Places	22.691	20.000	20.900	0.000	63.591
IT Investment	0.250	0.964	0.000	0.000	1.214
Children's Trust Accommodation	1.300	1.100	1.100	1.100	4.600
<b>Total Education &amp; Early Years</b>	<b>41.530</b>	<b>33.814</b>	<b>33.084</b>	<b>1.100</b>	<b>109.528</b>
<b><u>Skills &amp; Employability</u></b>					
Birmingham Libraries	0.953	2.887	0.000	0.000	3.840
<b>Total Skills &amp; Employability</b>	<b>0.953</b>	<b>2.887</b>	<b>0.000</b>	<b>0.000</b>	<b>3.840</b>
<b>TOTAL CHILDREN &amp; FAMILIES DIRECTORATE</b>	<b>42.483</b>	<b>36.701</b>	<b>33.084</b>	<b>1.100</b>	<b>113.368</b>
<b><u>ADULT SOCIAL CARE DIRECTORATE</u></b>					
<b><u>Adult Care &amp; Health</u></b>					
Property Schemes	0.200	0.000	0.000	0.000	0.200

	2023/24 £m	2024/25 £m	2025/26 £m	2026/27 £m	Total
Adults IT	0.150	0.150	0.100	0.000	0.400
Telecare / TEC	0.275	0.504	0.000	0.000	0.779
Independent Living	12.943	12.943	12.943	12.943	51.772
<b>TOTAL ADULT SOCIAL CARE DIRECTORATE</b>	<b>13.568</b>	<b>13.597</b>	<b>13.043</b>	<b>12.943</b>	<b>53.151</b>
<b>TOTAL CAPITAL PROGRAMME</b>	<b>634.092</b>	<b>438.816</b>	<b>300.819</b>	<b>234.620</b>	<b>1,608.347</b>

## J.5 New Capital Schemes

	2023/24 £m	2024/25 £m	2025/26 £m	2026/27 £m	Total
<b><u>COUNCIL MANAGEMENT</u></b>					
<b>Corporately Held Funds</b>					
Flexible Use of Capital Receipts - Revenue Reform	9.450	1.340	0.000	0.000	<b>10.790</b>
ICT&D – New Ways of Working	2.548	0.000	0.000	0.000	<b>2.548</b>
Corporate Capital Contingency	5.000	5.000	0.000	5.000	<b>15.000</b>
<b>Total Council Management Directorate</b>	<b>16.998</b>	<b>6.340</b>	<b>0.000</b>	<b>5.000</b>	<b>28.338</b>
<b><u>CITY OPERATIONS</u></b>					
<b>Alexander Stadium Legacy Project</b>	<b>12.172</b>	<b>0.000</b>	<b>0.000</b>	<b>0.000</b>	<b>12.172</b>
<b>City of Nature</b>	<b>0.100</b>	<b>0.100</b>	<b>0.100</b>	<b>0.100</b>	<b>0.400</b>
<b>Reservoirs &amp; Pools Safety Works</b>	<b>0.000</b>	<b>0.583</b>	<b>0.000</b>	<b>0.000</b>	<b>0.583</b>
<b>Montague Street Depot</b>	<b>2.250</b>	<b>0.000</b>	<b>0.000</b>	<b>0.000</b>	<b>2.250</b>
<b>Kings Norton Cemetery</b>	<b>2.250</b>	<b>0.000</b>	<b>0.000</b>	<b>0.000</b>	<b>2.250</b>
<b>Moseley Road Baths</b>	<b>4.165</b>	<b>1.900</b>	<b>2.861</b>	<b>2.861</b>	<b>11.787</b>
<b>Birmingham Museum &amp; Art Gallery</b>	<b>4.998</b>	<b>0.000</b>	<b>0.000</b>	<b>0.000</b>	<b>4.998</b>
<b>Total City Operations</b>	<b>25.935</b>	<b>2.583</b>	<b>2.961</b>	<b>2.961</b>	<b>34.440</b>
<b>Total Capital Programme</b>	<b>42.933</b>	<b>8.923</b>	<b>2.961</b>	<b>7.961</b>	<b>62.778</b>
<b>Memorandum Item - Transformation Projects</b>					
Workforce for the Future	0.053	0.000	0.000	0.000	<b>0.053</b>
Maximising income – review & benchmark cost recovery & low value leases	0.275	0.000	0.000	0.000	<b>0.275</b>
Digitally Enabled Council	4.507	1.059	0.000	0.000	<b>5.566</b>
Council Management – HR	0.500	0.000	0.000	0.000	<b>0.500</b>
Council Management – Finance	0.350	0.281	0.000	0.000	<b>0.631</b>
Council Management – ITDS	1.158	0.000	0.000	0.000	<b>1.158</b>
Council Management – Oracle Enhancements	0.750	0.000	0.000	0.000	<b>0.750</b>

	2023/24 £m	2024/25 £m	2025/26 £m	2026/27 £m	Total
Birmingham Children's Trust – Step Down Project	0.200	0.000	0.000	0.000	<b>0.200</b>
SENAR – Children & Families	0.792	0.000	0.000	0.000	<b>0.792</b>
Children & Families Directorate	0.865	0.000	0.000	0.000	<b>0.865</b>
<b>Flexible Use of Capital Receipts Total</b>	<b>9.450</b>	<b>1.340</b>	<b>0.000</b>	<b>0.000</b>	<b>10.790</b>

## J.6 Ten Year summary Capital Programme

	2023/24 Forecast £m	2024/25 Forecast £m	2025/26 Forecast £m	2026/27 Forecast £m	2027/28 Forecast £m	2028/29 Forecast £m	2029/30 Forecast £m	2030/31 Forecast £m	2031/32 Forecast £m	2032/33 Forecast £m	Total Forecast £m
<b>DIRECTORATE:</b>											
<b>COUNCIL MANAGEMENT</b>	<b>73.610</b>	<b>25.360</b>	<b>5.000</b>	<b>5.000</b>	<b>5.000</b>	<b>5.000</b>	<b>5.000</b>	<b>5.000</b>	<b>5.000</b>	<b>5.000</b>	<b>138.970</b>
<b>CITY OPERATIONS</b>	<b>78.832</b>	<b>48.422</b>	<b>19.223</b>	<b>9.737</b>	<b>4.448</b>	<b>4.211</b>	<b>0.000</b>	<b>0.000</b>	<b>0.000</b>	<b>0.000</b>	<b>164.873</b>
CITY HOUSING											
Housing Options	43.298	0.000	0.000	0.000	0.000	0.329	0.000	0.000	0.000	1.693	45.320
HRA	241.029	236.874	182.606	160.306	149.553	156.915	147.691	143.747	149.526	154.760	1,723.007
<b>TOTAL CITY HOUSING</b>	<b>284.327</b>	<b>236.874</b>	<b>182.606</b>	<b>160.306</b>	<b>149.553</b>	<b>157.244</b>	<b>147.691</b>	<b>143.747</b>	<b>149.526</b>	<b>156.453</b>	<b>1,768.327</b>
PLACE, PROSPERITY & SUSTAINABILITY											
Planning & Development	11.820	19.265	11.517	10.519	5.499	0.000	0.000	0.000	0.000	723.287	781.907
Transport & Connectivity	63.723	47.694	36.346	35.015	5.104	5.104	0.000	0.000	0.000	0.000	192.986
Housing Development	0.000	7.900	0.000	0.000	0.000	0.000	0.000	0.000	0.000	0.000	7.900
Perry Barr Residential Scheme	13.475	3.003	0.000	0.000	0.000	0.000	0.000	0.000	0.000	0.000	16.478
Property Services	52.254	0.000	0.000	0.000	0.000	0.000	0.000	0.000	0.000	0.000	52.254
<b>TOTAL PLACE, PROSPERITY &amp; SUSTAINABILITY</b>	<b>141.272</b>	<b>77.862</b>	<b>47.863</b>	<b>45.534</b>	<b>10.603</b>	<b>5.104</b>	<b>0.000</b>	<b>0.000</b>	<b>0.000</b>	<b>723.287</b>	<b>1,051.525</b>
<b>CHILDREN &amp; FAMILIES DIRECTORATE</b>	<b>42.483</b>	<b>36.701</b>	<b>33.084</b>	<b>1.100</b>	<b>0.000</b>	<b>0.000</b>	<b>0.000</b>	<b>0.000</b>	<b>0.000</b>	<b>0.000</b>	<b>113.368</b>
<b>ADULT SOCIAL CARE DIRECTORATE</b>	<b>13.568</b>	<b>13.597</b>	<b>13.043</b>	<b>12.943</b>	<b>12.943</b>	<b>12.943</b>	<b>12.943</b>	<b>12.943</b>	<b>12.943</b>	<b>12.943</b>	<b>130.809</b>
<b>TOTAL FORECAST CAPITAL PROGRAMME</b>	<b>634.092</b>	<b>438.816</b>	<b>300.819</b>	<b>234.620</b>	<b>182.547</b>	<b>184.502</b>	<b>165.634</b>	<b>161.690</b>	<b>167.469</b>	<b>897.683</b>	<b>3,367.872</b>

<b>RESOURCES:</b>	
<b>USE OF SPECIFIC RESOURCES:</b>	

	2023/24 Forecast £m	2024/25 Forecast £m	2025/26 Forecast £m	2026/27 Forecast £m	2027/28 Forecast £m	2028/29 Forecast £m	2029/30 Forecast £m	2030/31 Forecast £m	2031/32 Forecast £m	2032/33 Forecast £m	Total Forecast £m
Grants & Contributions	159.657	129.621	92.056	55.233	21.899	20.851	13.193	13.193	13.193	13.193	532.089
Use of earmarked Capital Receipts	99.846	65.207	38.466	45.869	28.069	27.699	13.708	18.386	23.767	24.876	385.893
Revenue Contributions - Departmental	9.158	9.823	13.416	2.813	0.000	0.329	0.000	0.000	0.000	1.693	37.232
- HRA (including reserves & S106)	75.254	68.092	72.749	68.613	72.121	65.597	61.878	64.625	69.199	74.635	692.763
<b>TOTAL SPECIFIC RESOURCES</b>	<b>343.915</b>	<b>272.743</b>	<b>216.687</b>	<b>172.528</b>	<b>122.089</b>	<b>114.476</b>	<b>88.779</b>	<b>96.204</b>	<b>106.159</b>	<b>114.397</b>	<b>1,647.977</b>
<b>USE OF CORPORATE OR GENERAL RESOURCES:</b>											
Corporate Resources	0.153	0.000	0.000	0.000	0.000	0.000	0.000	0.000	0.000	0.000	0.153
Unsupported Prudential Borrowing - Corporate	61.951	17.704	8.330	8.359	7.337	7.100	5.000	5.000	5.000	5.000	130.781
Unsupported Prudential Borrowing - Directorate	228.073	148.369	75.802	53.733	53.121	62.926	71.855	60.486	56.310	778.286	1,588.961
<b>TOTAL CORPORATE RESOURCES</b>	<b>290.178</b>	<b>166.073</b>	<b>84.132</b>	<b>62.092</b>	<b>60.458</b>	<b>70.026</b>	<b>76.855</b>	<b>65.486</b>	<b>61.310</b>	<b>783.286</b>	<b>1,719.895</b>
<b>TOTAL FORECAST USE OF RESOURCES</b>	<b>634.092</b>	<b>438.816</b>	<b>300.819</b>	<b>234.620</b>	<b>182.547</b>	<b>184.502</b>	<b>165.634</b>	<b>161.690</b>	<b>167.469</b>	<b>897.693</b>	<b>3,367.872</b>

## **APPENDIX K: TREASURY MANAGEMENT POLICY**

### **1. Overview**

- 1.1. This appendix sets out the Council's proposed Treasury Management Policy. The policy sets the overall framework and risk management controls which are used in carrying out the Council's borrowing, lending and other treasury activities.

### **2. Statutory Guidance**

- 2.1. This Treasury Management Policy, the Treasury Strategy at Appendix I, and the Service and Commercial Investment Strategy at Appendix L, comply with the statutory requirement to have regard to the following Codes and Guidance:

- CIPFA's Code of practice for Treasury management in the public services (2021)
- CIPFA's Prudential Code for capital finance in local authorities (2021)
- The Government's Statutory Guidance on Local Authority Investments (2018)

The Council has adopted the above Codes.

### **3. The Council's Treasury Management Objectives**

- 3.1. The Council's treasury management objectives and activities are defined as:

*"The management of the organisation's borrowing, investments and cash flows, including its banking, money market and capital market transactions; the effective control of the risks associated with those activities; and the pursuit of optimum performance consistent with those risks."*

- 3.2. Effective treasury management will provide support towards the achievement of the Council's business and service objectives. It is therefore committed to the principles of achieving value for money in treasury management, and to employing suitable comprehensive performance measurement techniques, within the context of effective risk management<sup>2</sup>.

### **4. Treasury Management Risks**

- 4.1. The Council attaches a high priority to a stable and predictable charge to revenue from treasury management activities, because borrowing costs form a significant part of the Council's revenue budget. The Council's objectives in relation to debt and investment can be stated more specifically as follows:

*"To assist the achievement of the Council's service objectives by obtaining funding and managing the Council's debt and treasury investments at a net cost which is as low as*

---

<sup>2</sup> Paragraphs 3.1, 3.2, 3.6 and the final sentence of 4.5 are required by the CIPFA Treasury Management Code

*possible, consistent with a high degree of interest cost stability and a very low risk to sums invested.”*

4.2. This does not mean that it is possible to avoid all treasury risks, and a balance has to be struck. The main treasury risks which the Council is exposed to include:

- Interest rate risk - the risk that future borrowing costs rise
- Credit risk - the risk of default in a Council investment
- Liquidity and refinancing risks - the risk that the Council cannot obtain funds when needed
- Environmental, Social and Governance (ESG) risks – the risk that the Council’s treasury activities negatively impact sustainability and climate change.

4.3. The Treasury Management team has suitably qualified and trained staff to actively manage treasury risks within this Policy framework. However, staff resources are limited, and this may constrain the Council’s ability to respond to market opportunities or take advantage of more highly structured financing arrangements. External advice and support may also be required. The following activities may for example be appropriate based on an assessment at the time, to the extent that skills and resources are available:

- the refinancing of existing debt
- borrowing in advance of need, and forward-starting loans
- leasing and hire purchase
- use of innovative or more complex sources of funding such as listed bond issues, private placements, ESG bond issues and private placements, commercial paper, Islamic finance, and sale and leaseback structures
- investing surplus cash in institutions or funds with a high level of creditworthiness, rather than placing all deposits with the Government

4.4. The successful identification, monitoring and control of risk are the prime criteria by which the effectiveness of the Council’s treasury management activities will be measured. Accordingly, the analysis and reporting of treasury management activities will focus on their risk implications for the organisation, and any financial instruments entered into to manage these risks.

4.5. The Council’s approach to the management of treasury risks is set out in the rest of this Treasury Management Policy.

## **5. Managing Treasury Risks<sup>3</sup>**

### **Interest Rate Exposures**

---

<sup>3</sup> Throughout this Financial Plan, debt and investments are expressed at nominal value, which may be different from the amortised cost value required in the statutory accounts.



- 5.1. It is important for the Council to manage its interest rate exposure due to the risk that changes in the level of interest rates leads to an unexpected burden on the Council's finances. As the Council has and expects to have significant loan balances, rather than investment balances, a rise in interest rates poses greater risks for the Council.
- 5.2. The stability of the Council's interest costs is affected by the level of borrowing exposed to short term or variable interest rates. Short term interest rates are typically lower, so there can be a trade-off between short term savings and long term budget stability. The Council will therefore limit the amount of the short term debt it holds in order to manage its variable interest rate exposure. The Council will monitor the impact of a 1% interest rate rise on the General Fund, to ensure that it can adequately protect itself should this or a similar scenario occur:

**Table K.1 Prudential Limits - Interest Rate Exposure**

% of loan debt (net of investments)	2023/24	2024/25	2025/26	2026/27
General Fund impact of an unbudgeted 1% rise in interest rates	£3.3m	£3.5m	£2.8m	£3.2m
Upper limit on net variable rate exposures	30%	30%	30%	30%

- 5.3. The current planned variable rate exposure is set out in the Treasury Management Strategy Appendix I.
- 5.4. Decisions taken to borrow in advance of need will consider all treasury risks together, including interest rate risk and investment risk (credit risk). Such decisions need to weigh the financial implications and risks of deferring borrowing until it is needed (by which time fixed interest rates may have risen), against the cost of carry and financial implications of reinvesting the cash proceeds until required. The Council will only borrow in advance of need where there is a clear business case for doing so and will only do so for the forecast capital programme, to replace maturing loans, or to meet other expected cashflows.

## 6. Maturity Profile

- 6.1. The Council will have regard to forecast Gross Loan Debt in managing the maturity profile. This takes account of forecast cashflows and the effect of MRP (minimum revenue provision for debt repayment) to produce a liability benchmark against which the Council's actual debt maturity profile is managed. Taking this into account the proposed limits are as follows:

**Table K.2 Prudential Limits - Maturity Structure of Fixed Rate Borrowing**

	<b>lower and upper limits:</b>
under 12 months	0% to 30% of gross loan debt
12 to 24 months	0% to 30%
24 months to 5 years	0% to 30%
5 to 10 years	0% to 30%
10 to 20 years	5% to 40%
20 to 40 years	10% to 60%
40 years and above	0% to 40%

## **7. Investment Policy: All Investments**

7.1. The CIPFA Prudential and Treasury Codes recommend that authorities' capital strategies should include a policy and risk management framework for all investments. The Codes identify three types of local authority investment:

- Treasury management investments, which are taken to manage cashflows and as part of the Council's debt and financing activity
- Commercial investments (including investment properties), which are taken mainly to earn a positive net financial return
- Service investments, which are taken mainly to support service outcomes

7.2. The Government's investment guidance strengthens the management and reporting framework relating to commercial and service investments.

## **8. Investment Policy: Service and Commercial Investments**

8.1. Service and commercial investments are taken out for different reasons from treasury management investments. The Council's strategy for such investments, including commercial property investments, is set out in Appendix L.

## **9. Investment Policy: Treasury Management Investments**

9.1. The Council is a substantial net borrower and only has cash to invest for relatively short periods as a result of positive cashflow or borrowing in advance of expenditure.

9.2. The Council's cashflows and treasury management activity will generally result in temporarily surplus cash to be invested. The following paragraphs set out the Council's policy for these 'treasury management' investments.

9.3. The investment of temporarily surplus cash results in credit risk, i.e. the risk of loss if an investment defaults. In accordance with Government investment guidance, the Council distinguishes between:

- ‘Specified Investments’ which mature within 12 months and have a ‘high credit quality’ in the opinion of the authority
- ‘Non-specified Investments’ which are long term investments (i.e. maturing in 12 months or more), or which do not have such high credit quality. The Government views these as riskier. Such investments require more care, and are limited to the areas set out in the policy for Non-specified Investments below

9.4. Low investment risk is a key treasury objective, and in accordance with Government and CIPFA guidance, the Council will seek a balance between investment risk and return that prioritises security and liquidity as more important than achieving a high return. The Council will also consider secured forms of lending such as covered bonds, but these instruments are not generally available for short term and smaller size deposits.

9.5. The Council seeks to be a responsible investor and will consider ESG factors within the relatively narrow scope of its investments. The Council makes few if any investments in listed equities or bonds and will seek to avoid investment in companies whose business do not have regard to ESG objectives.

9.6. The Council will continue to make deposits only with institutions having high credit quality as set out in the Lending Criteria table below. The main criteria and processes which deliver this are set out in the following paragraphs.

## 10. Specified Investments

10.1. The Council will limit risks by applying lending limits and criteria for ‘high credit quality’ as shown in Table K.3; these limits have been set by the Council in consultation with Treasury advisors.

**Table K.3 Lending Criteria**

‘Specified’ short term loan investments (all in Sterling)	Minimum Short term rating*	Minimum Long term rating*	Maximum investment per counterparty
Banks (including overseas banks) and Building Societies	F1+ /A1+ /P1	AA- /AA- /Aa3	£25m
	F1+ /A1+ /P1	A- / A- /A3	£20m
	F1 /A1 /P1	A- / A- /A3	£15m
	F2 /A2 /P2	BBB+ /BBB+ /Baa1	£10m
Sterling commercial paper and corporate bonds	F1+ /A1+ /P1	A- / A- /A3	£15m

Sterling Money Market Funds (short term and Enhanced)	AAA (with rating indicating lowest level of volatility where applicable)		£40m
Local authorities	n/a	n/a	£25m
UK Government and supranational bonds	n/a	n/a	None
UK Nationalised Banks and Government controlled agencies	n/a	n/a	£25m
Secured investments including repo and covered bonds	Lending limits determined as for banks (above) using the rating of the collateral or individual investment		

\* Fitch / S&P / and Moody's rating Agencies respectively. Institutions must be rated by at least two of the Agencies, and the lowest rating will be taken into account.

10.2. Money may be lent to the Council's own banker, in accordance with the above lending limits. However, if the Council's banker does not meet the above criteria, money may only be lent overnight (or over the weekend), and these balances will be minimised.

10.3. Credit ratings are monitored on a real-time basis as provided via the Council's Treasury Management advisers, Arlingclose, and the Council's lending list is updated accordingly, when a rating changes. Other information is taken into account when deciding whether to lend. This may include the ratings of other rating agencies; commentary in the financial press; analysis of country, sector and group exposures; and the portfolio make up of Money Market Funds (MMFs). The use of particular permitted counterparties may be restricted if this is considered appropriate.

10.4. Credit rating methodologies and credit limit requirements may change as the circumstances demand: in this event the Strategic Director of Council Management (Section 151 Officer) may determine revised and practicable criteria seeking similarly high credit quality, pending the next annual review of this treasury management policy.

## 11. Non-specified Investments and Limit

11.1. For treasury management investment purposes, the Council will limit non-specified investments to £400m (there are presently none), and will use only the following categories of non-specified investments:

- Government stocks (or “Gilts”) and other supranational bonds, with a maturity of less than five years: up to 100% of non-specified investments
- Covered bonds and repo where the security meets the Council’s credit criteria set out above: up to 50% of non-specified investments
- Unsecured corporate bonds, Certificates of Deposit (CD) or Commercial Paper (CP) with a maturity of less than three years, subject to the Lending Criteria in the table above: up to 20% of non-specified investments

11.2. Other categories of non-specified investments will not be used for treasury management purposes.

## 12. Investments of Group companies

12.1. The Council participates in a range of joint ventures and companies. The Treasury Management team maintains a group Treasury Policy for group entities with significant investment balances, with the objective that the treasury investments of the companies are invested consistently with the Council’s own treasury investment criteria. This is generally achieved by the Council taking deposits at a commercial rate from the companies.

## 13. Investment Maturity

13.1. Temporarily surplus cash will be invested having regard to the period of time for which the cash is expected to be surplus. The CIPFA Prudential Code envisages that authorities will not borrow more than three years in advance, so it is unlikely that the Council will plan to have surplus cash for longer than three years. However, where surplus cash for over 12 months is envisaged, it may be appropriate to include some longer term (non-specified) investments within a balanced risk portfolio. The following limits will be applied:

**Table K.4 Prudential Limits on Long-term treasury management investments :**

1-2 years	£400m
2-3 years	£100m
3-5 years	£100m

13.2. In making investments in accordance with the criteria set out in this section, the Strategic Director of Council Management (Section 151 Officer) will seek to spread risk (for example, across different types of investment and to avoid concentration on lower credit quality). This may result in lower interest earnings, as safer investments will usually earn less than riskier ones.

13.3. Where the Council deals with financial firms under the MiFID II regulations<sup>4</sup>, it has requested to be opted up to 'professional' status. This means that the Council does not receive the level of investment advice and information which firms are required to provide to retail investors. Professional status is essential to an organisation of the Council's size, to give it access to appropriate low-risk investments available only to investors classed as professional, and to ensure that it is able to act quickly to invest Council funds safely and to earn a good return.

13.4. The Council does not currently use investment managers (other than through the use of pooled investment vehicles such as Money Market Funds). However, if investment managers are appointed, their lending of Council funds would not be subject to the above restrictions, provided that their arrangements for assessing credit quality and exposure limits have been agreed by the Strategic Director of Council Management (Section 151 Officer).

#### **14. Policy for HRA Loans Accounting**

14.1. The Council attributes debt and debt revenue consequences to the HRA using the 'two pool' method set out in the CIPFA Treasury Management Code. This method attributes a share of all pre-April 2012 long term loans to the HRA. Any new long term loans for HRA purposes from April 2012 are separately identified. The detailed accounting policy arising from the 'two pool' method is maintained by the Strategic Director of Council Management (Section 151 Officer).

#### **15. The Council Acting as Agent**

15.1. The Council acts as intermediary in its role as agent for a number of external bodies. This includes roles as accountable body, trustee, and custodian, and these may require the Council to carry out treasury management operations as agent. The Strategic Director of Council Management (Section 151 Officer) will exercise the Council's treasury responsibilities in accordance with the Council's treasury delegations and relevant legislation, and will apply any specific treasury policies and requirements of the external body. In relation to the short term cash funds invested as accountable body, the Council expects to apply the investment policy set out above.

#### **16. Reporting and Delegation**

16.1. A Treasury Management Strategy report is presented as part of the annual Financial Plan to the Council before the start of each financial year. Monitoring reports are prepared monthly, and presented quarterly to Cabinet, including an Annual Report after the year end.

16.2. The management of borrowings, loans, debts, investments and other assets has been delegated to the Strategic Director of Council Management (Section

---

<sup>4</sup> The Markets in Financial Instruments Directive 2 (MiFID II) regulates, amongst other things, the way that financial firms provide advice to various categories of client.

151 Officer) acting in accordance with this Treasury Management Policy Statement. This encompasses the investment of trust funds where the Council is sole trustee, and other investments for which the Council is responsible such as accountable body funds. The Strategic Director of Council Management (Section 151 Officer) reports during the year to Cabinet on the decisions taken under delegated treasury management powers.

16.3. In exercising this delegation, the Strategic Director of Council Management (Section 151 Officer) may procure, appoint and dismiss brokers, arranging and dealer banks, investment managers, issuing and paying agents, treasury consultants and other providers in relation to the Council's borrowing, investments, and other treasury instruments and financing arrangements, and in relation to funds and instruments where the Council acts as agent.

16.4. The Strategic Director of Council Management (Section 151 Officer) maintains statements of Treasury Management Practices in accordance with the Code:

TMP1	Treasury risk management
TMP2	Performance measurement
TMP3	Decision-making and analysis
TMP4	Approved instruments, methods and techniques
TMP5	Treasury management organisation, clarity and segregation of responsibilities, and dealing arrangements
TMP6	Reporting requirements and management information arrangements
TMP7	Budgeting, accounting and audit arrangements
TMP8	Cash and cash flow management
TMP9	Money laundering
TMP10	Training and qualifications
TMP11	Use of external service providers
TMP12	Corporate governance

Similarly, Investment Management Practices for service and commercial investments are prepared in accordance with the Treasury Management Code.

## 17. Training

17.1. Planned and regular training for appropriate treasury management staff is essential to ensure that they have the skills and up to date knowledge to manage treasury activities and risks and achieve good value for the Council. Staff training will be planned primarily through the Council's performance and development review process, and in accordance with Treasury Management Practice 10. Training and briefings for Councillors are also held as appropriate.

## **APPENDIX L: SERVICE & COMMERCIAL INVESTMENT STRATEGY**

*Compliance with the main requirements of the Government's Statutory Guidance on Local Government Investments is shown by cross reference in square brackets to the relevant paragraph of the Guidance.*

### **1. Scope and Purpose of Strategy**

- 1.1. The word "Investments" in this strategy covers financial investments, including loans and shares, which have been made to support service and commercial objectives. Examples include loans to InReach and Warwickshire County Cricket Club, and the Council's investment in Birmingham Airport. Non-financial investments such as commercial property are included where the main objective had been for financial return [4]. Any such property investments are historic and the Council does not now invest primarily for yield. Investments taken for treasury management reasons are considered in the Treasury Management Strategy and Policy, which are separate appendices in this Financial Plan.
- 1.2. This strategy sets out the Council's approach to such investments, including risk management, appraisal, monitoring, governance and procedures. In doing this it addresses the requirements of the 2018 Statutory Guidance on Local Government Investments.
- 1.3. Investment values provided in this appendix are the book values in the Council's accounts (generally historic cost), unless otherwise stated.

### **2. Objectives of the Strategy**

- 2.1. To use investments where appropriate to support the Council's priorities, within prudent financial limits.
- 2.2. To ensure that investment decisions and portfolio management are joined up with the Council's overall business and financial planning.
- 2.3. To deliver value for money to meet service objectives on commercial or less than commercial terms.
- 2.4. To manage risks in accordance with the Council's risk appetite and financial circumstances (including due diligence when making investment decisions).

### **3. The Existing Financial and Property Investment Portfolios**

- 3.1. The Council's service and commercial investments are extremely diverse, given their very different service motives and applications. The estimated book value of financial investments at 31 March 2022 is £114.0m. This value is largely historic cost and may vary from the value that may be realised if investments were disposed in the current market.



- 3.2. A reorganisation of the Council's property investment portfolio is underway in accordance with the revised Council's Property Investment Strategy. Its net income in 2023/24 is budgeted at £21.9m.
- 3.3. Table L.3 at the end of this appendix shows the main contribution of the Council's service and commercial investments to Council objectives. [22]

#### **4. Investment Policy and Strategy 2023+**

- 4.1. Joint working, partnerships and joint delivery arrangements are key to the effective provision of Council and wider public services. Financial and property investments are likely to be an ongoing element of the Council's partnership working.
- 4.2. In the context of the current Council Plan and priorities, investments may feature in arrangements for:
  - Supporting specific policy priorities in the Council Plan or policy frameworks, e.g. housing, regeneration or preventative action
  - Supporting partnership working, including with the voluntary sector
  - Supporting the Council's savings proposals by providing a direct and indirect financial return within the constraints of the revised Prudential Code and Department for Levelling Up, Housing and Communities (DLUHC) guidelines.
- 4.3. The Council recognises that all investments carry varying risks of financial loss. The risk of losses may seem distant or not be apparent at the time an investment decision is made, but an estimate of the risk of loss needs to be considered from the outset. Financial gains and losses from investments will be the responsibility of the service to which the investment relates.
- 4.4. The Council will be especially prudent where investments are funded wholly or partly from borrowing. Debt "gearing" creates additional costs of interest and repayment. It creates a fixed liability and a fixed repayment obligation, whilst the investment's value and income may be at risk. The scope for the Council to borrow to fund investments is also limited by the relatively high level of Council debt and limited headroom for additional borrowing.
- 4.5. In line with Government Guidance the Council will not borrow to invest purely for financial gain [46]. This principle does not prevent the Council from borrowing for the prudent management of its financial affairs or protection of its existing financial and property investment portfolios in its financial best interests.
- 4.6. The Council's risk appetite in relation to new financial investments will therefore be low, given the high level of financial risks the Council is already exposed to, including the need to balance the revenue budget and manage the level of Council debt. Any new investments will therefore be expected to:

- Show a compelling contribution to the Council’s core objectives and planned service strategies, and must be prioritised within the Council’s available resources.
  - Evidence a low financial risk with a commensurate financial return, or if returns are below commercial levels, provide clear non-financial benefits to the Council which demonstrate strong value for money, and comply with Subsidy Control requirements<sup>5</sup>.
  - Be prioritised within the investment limits set out below, to ensure that investment activity remains proportionate to the Council’s finances overall.
  - Strike a prudent balance between security, liquidity and yield (whilst recognising that the delivery of particularly strong service benefits may sometimes justify a higher financial risk) [29]
  - Meet the Council’s Environmental, Social and Governance (ESG) considerations
- 4.7. The Council is mindful of Government and CIPFA advice that commercial investments including property must be proportionate to the resources of the authority [34]. The Council should avoid becoming over-reliant on risky investment income to support core service obligations, especially given its low investment risk appetite set out in 4.6 above.
- 4.8. HM Treasury issued updated Public Works Loans Board (PWLB) lending terms in August 2021 that confirmed local authorities would not be able to access PWLB loans if they invest in investment assets primarily for yield, after 26 November 2020. The Council is not currently planning any investments primarily for yield. All service and commercial investments will have regard to the guidance and lending terms issued by HM Treasury.
- 4.9. Budgeted net income from service and commercial investments (including property) represents 2.5% of the net revenue budget by 2023/24 [44]. This investment income exposure represents a manageable financial risk and will be monitored as part of the Council’s normal revenue monitoring as well as through the investment indicators (paragraph 7.1 below).
- 4.10. Any shortfall in budgeted net income from service and commercial investments will be managed through the Council’s regular budget monitoring and mitigation processes, and through the investment governance arrangements described in paragraph 8.1 below [44].
- 4.11. The arrangements for realising investments and managing liquidity risk will depend on the purpose and nature of the investment in each case. Where investments have been made to support service purposes and have been funded from cash resources, there is not a funding pressure to have an investment exit route in place. Where investments are funded by borrowing, the Council’s MRP

---

<sup>5</sup> Following the UK’s exit from the European Union (EU), The EU State Aid regime is being replaced by the broadly similar UK Subsidy Control regime from January 2023.

Policy (Appendix M) sets out the arrangements to repay debt without resorting to a sale of the investments [42-43].

## 5. Financial Investment Plans and Limits for 2023+

- 5.1. An area of additional investment proposed in this Financial Plan is to expand the Council's investment in InReach (Birmingham) Ltd, its wholly-owned housing company. The Council has provided loans and equity of £15.4m to develop the Embankment private rented housing scheme. Construction of this development was completed some 5 years ago, with strong demand for the properties and good year on year rental income growth.
- 5.2. InReach continues to explore opportunities to acquire or develop further schemes to increase its housing supply, with a particular focus on the market rented sector. This may include a role in relation to some of the new housing being delivered as a part of the Perry Barr Regeneration Scheme. Any additional schemes will be subject to individual appraisals, and where significant capital investment is required it is likely that the provision of funding to InReach will be in the form of a blend of additional equity investment and secured loans.
- 5.3. The main financial risk when investing in loans and equity is that the loan repayments are not made and that the shares lose value. In order to limit the financial impact of investment risks, an overall limit for the Council's service and commercial investments over the next three years (excluding the property investment portfolio) is proposed as follows:

**Table L.1 Service and Commercial Investment Strategy**

<b>Financial Investments</b>	<b>est value at 31.03.22 £m</b>	<b>Planned Changes £m</b>	<b>total value £m</b>	<b>limit £m</b>
Loans to subsidiaries	37.8	-1.0	36.7	
Loans to businesses	28.9	-6.3	22.6	
Other loans	9.4	-1.1	8.4	
Shares in subsidiaries	8.4	0.0	8.4	
Shares in businesses	27.8	0.0	27.8	
other shares	1.7	0.0	1.7	
<b>Total</b>	<b>114.0</b>	<b>-8.4</b>	<b>105.6</b>	<b>597.6</b>
The figures above are the estimated book value in the Council's accounts				

- 5.4. The planned changes reflect the proposals described above, over the medium term to 2026/27. The limit has been set with a view to allowing scope for further investment of £492m during this period. This includes potential for further investment in InReach (likely to be a blend of additional equity investment and secured loans) to support the Perry Barr Residential Scheme, as well as investment in major regeneration projects. These investments would be subject to resource prioritisation and business case approval. Cabinet may approve a reallocation of individual limits within the total limit above. The limit applies to the

Council's own investments and not to investments which it holds as accountable body or on behalf of others [34, 36].

- 5.5. Investments may also carry liquidity risk, which is the risk that funds may be tied up in investments and not available if needed for other purposes. The Council's due diligence procedures for investments review liquidity risk, including how exit routes have been considered and the appropriate maximum period for investments to be committed [42].

## **6. Property Investment Portfolio Plans and Limits for 2023+**

- 6.1. The Council's Strategy for the Property Investment Portfolio was approved by Cabinet in July 2019. This included seeking to remove lower value and inefficient commercial property holdings from the portfolio and reinvesting the proceeds into the portfolio, with a view to a better risk balanced portfolio, meeting service objectives and reducing running costs. The implementation of this strategy will be in accordance with the revised Prudential Code and PWLB lending terms, ensuring the primary objective of any new acquisitions is service delivery, housing, economic regeneration or preventative action.
- 6.2. The strategy is supported by borrowing and additional investment headroom, currently estimated at an average of £100m a year from 2022/23 to 2025/26. In addition, capital receipts from the portfolio's asset sales will be used to either fund new acquisitions or repay borrowing.
- 6.3. The main financial risks of property investment are that rental income or property values may fall as a result of changing economic and market conditions, or due to the condition of individual properties. The risk of loss compared with any borrowing taken to purchase investments is shown by the indicator below for the % of investments financed from borrowing [38-40]. The property risks in this strategy will be managed by the Property Investment Board in accordance with the parameters and procedures set out in the Property Investment Strategy approved by Cabinet, and within the average investment limit of £100m a year.
- 6.4. Liquidity risk in property investments will be managed by the Property Investment Board and through the limit of an average £100m a year on new investments [43].

## **7. Investment Indicators**

- 7.1. The Council will use the following investment indicators to strengthen its investment risk management framework, as recommended by the Government Guidance [23]:

**Table L.2 Service and Commercial Investment Indicators**

Service and commercial investment indicators	2022/23 £m	2023/24 £m	2024/25 £m	2025/26 £m
<b>Financial investments</b>				
planned value	108.6	107.2	106.2	105.5
borrowing to fund investments	48.1	46.8	45.9	45.3
% investments financed by borrowing	44.3%	43.7%	43.3%	42.9%
secured investments	58.9	57.9	57.4	56.8
% investments secured	54.3%	54.1%	54.0%	53.8%
<b>Budgeted investment income (financial and property)</b>				
Net investment income	21.9	30.7	44.9	46.2
Council net revenue budget	867.4	924.3	941.2	955.3
Investment income as % of net revenue budget	2.5%	3.3%	4.8%	4.8%
Financial investment limit (cumulative)	391.6	452.6	552.6	597.6
New property investment limit	175.0	100.0	100.0	0.0

## 8. Governance

- 8.1. The Capital Board will review new investment proposals and programmes prior to approval and will monitor existing investments and risks. The Development and Commercial Finance Team and the Treasury Management team will exercise Council-wide oversight and co-ordination of service and commercial investments.
- 8.2. Financial and property investment decision making will follow the Council's Business Case governance requirements, with particular attention to expert due diligence, robust financial appraisal and taking external advice in consultation with the Strategic Director of Council Management (Section 151 Officer). Procedures and checklists for investment appraisal and management are set out in the Council's financial procedures (the Loans, shares, investments and guarantees for service purposes document on the Council's Intranet) [41,50].
- 8.3. Market understanding and analysis will be the responsibility of the relevant service supported by their Finance Business Partner and the Treasury Management team, but it is recognised that for complex investments, external advice is likely to be needed [41]. New investments must reflect the Council's core priorities and must be agreed by the Strategic Director of Council Management (Section 151 Officer) via the Treasury Management team before presentation of any executive decision report.
- 8.4. Individual investment monitoring is the responsibility of the service holding the income budget, as part of normal budget monitoring, with overall co-ordination and oversight from Finance staff.
- 8.5. Investment Management Practices are required by the CIPFA Treasury Management Code to support strong and sound financial management in this specialist area. These will be maintained for each type of investment by the

service budget-holder responsible, with support from Development and Commercial Finance, and will include appropriate income collection and credit control arrangements [41]. Investment Management Practices will be reviewed annually.

- 8.6. Advisers will be used where necessary to achieve sufficient skills and understanding. In particular, the Council's treasury management adviser (Arlingclose) can provide support in relation to financial investments, and the Council also retains a property adviser to support the Property Investment Portfolio. These appointments are monitored and assessed by treasury and property officers [41]. The Council's business loans and investments portfolio is managed by Finance Birmingham, the Council's wholly owned fund management company.
- 8.7. Officer and Member training will be available through the Council's treasury advisers, alongside treasury management training opportunities. Information relevant to investment decisions will form part of executive decision reports to members [48]. Cabinet Committee – Group Company Governance and relevant officers also receive training on companies. Due diligence requirements for investments will ensure that officers are aware of the core principles of the prudential framework and local authority regulatory requirements [49]. These arrangements will support the capacity, skills and culture of the Council in making and managing investments for service and commercial purposes [48-49].

**Table L.3 Contribution of Investments to Council Outcomes**

<b>Financial Investments</b>	<b>main contribution</b>	<b>other contribution</b>
<b>Loans</b>		
InReach Ltd - housing developments	housing	profit
Birmingham Propco (NEC Hotels)	economy	profit
Performances Birmingham Ltd	economy	arts
Millennium Point	economy	arts
Business loans portfolio	economy	
Warwickshire County Cricket Club	economy	
Acivico ICT Loan	economy	
BLLP	education	
Kick Start loans	housing	
Other commercial loans	various	
Loans to non-BCC schools	education	
Birmingham Childrens Trust	children	
Other small loans	various	
loans to employees	management	employees
Wholesale Markets	economy	profit
<b>Shares</b>		
Birmingham Airport Holdings	economy	profit
InReach Ltd	housing	
Birmingham Propco (NEC Hotels)	economy	profit
Business share portfolio	economy	
Financial vehicle shareholdings	financial mgt	economy
Other small share holdings	various	
<b>Property investment portfolio</b>		
Investment Properties	economy	profit
other commercial property portfolio	economy	profit

# APPENDIX M: DEBT REPAYMENT POLICY

## Minimum Revenue Provision Statement 2023/24

### 1. Introduction

- 1.1. The Government's Capital Finance and Accounting Regulations require local authorities to make 'prudent annual provision' in relation to capital expenditure financed from borrowing or credit arrangements. This is known as Minimum Revenue Provision or MRP, but it is often referred in shorthand as "debt repayment". Local authorities are required to have regard to the Government's statutory guidance on MRP.
- 1.2. This policy applies to the financial year 2023/24. Any interpretation of the statutory guidance or this policy will be determined by the Section 151 Officer (currently the Strategic Director of Council Management).

### 2. Principles of Debt Repayment Provision

- 2.1. The term 'prudent annual provision' is not defined by the Regulations. However, the statutory guidance says:

*"the broad aim of prudent provision is to ensure that debt is repaid over a period that is either reasonably commensurate with that over which the capital expenditure provides benefits, or, in the case of borrowing supported by Government Revenue Support Grant, reasonably commensurate with the period implicit in the determination of that grant".*

- 2.2. The guidance does not prescribe the annual repayment profile to achieve this aim, but suggests four methods for making MRP which it considers prudent, and notes that other methods are not ruled out. The Council regards the broad aim of MRP as set out above as the primary indicator of prudent provision, whilst recognising the flexibilities which exist in determining an appropriate annual repayment profile.
- 2.3. The Council considers that the above definition of 'prudent' does not mean the quickest possible repayment period, but has regard to the prudent financial planning of the authority overall, the flow of benefits from the capital expenditure, and other relevant factors.
- 2.4. Consistent with the statutory guidance, the Council will not review the individual asset lives used for MRP as a result of any changes in the expected life of the asset or its actual write off. Some assets will last longer than their initially estimated life, and others will not; the important thing is the reasonableness of the estimate.



### **3. General Fund MRP Policy: Borrowing pre 31 March 2008**

- 3.1. The Council's policy is to charge MRP on the pre-2008/09 borrowing at 2% of the balance at 31 March 2008, fixed at the same cash value so that the whole debt is repaid after 50 years.

### **4. General Fund MRP Policy: Prudential Borrowing from 1 April 2008**

- 4.1. The general repayment policy for prudential borrowing from 1 April 2008 is to repay borrowing within the expected life of the asset being financed, subject to a maximum period of 50 years.

- 4.2. The Council's policy is in accordance with the "Asset Life" method in the guidance. The repayment profile will follow an annuity repayment method (like many domestic mortgages) which is one of the options set out in the guidance. This is subject to the following details:

- An average asset life for each project will normally be used. This will be based on the asset life normally used for depreciation accounting purposes (recognising that MRP is estimated at the start of the project, whereas depreciation is not determined until the project has finished, so there may be estimation differences).
- There will not be separate MRP schedules for the components of a building (e.g. plant, roof etc.).
- A standard schedule of asset lives will generally be used, but where borrowing on a project exceeds £10m, expert property advice may also be taken into account.
- Asset life will be determined by the Section 151 Officer.

- 4.3. MRP will commence in the year following the year in which capital expenditure financed from borrowing is incurred, except for single assets where over £1m financed from borrowing is planned, where MRP may be deferred until the year after the asset becomes operational.

- 4.4. Other methods to provide for debt repayment may occasionally be used in individual cases where this is consistent with the statutory duty to be prudent, as justified by the circumstances of the case, at the discretion of the Section 151 Officer.

- 4.5. If appropriate, shorter repayment periods (i.e. less than the asset life) may be used for some or all new borrowing.

### **5. Housing Revenue Account MRP Policy**

- 5.1. The statutory MRP Guidance states that the duty to make MRP does not extend to cover borrowing or credit arrangements used to finance capital expenditure on HRA assets. This is because of the different financial structure of the HRA, in which depreciation charges have a similar effect to MRP.

5.2. The Council's policy is that net HRA debt will reduce over time. This will support the maintenance of a balanced and sustainable HRA Business Plan with the capacity to meet investment needs in later years. The Council will also seek to deliver a reduction in HRA debt per dwelling. Additional voluntary HRA debt repayment provision may be made from revenue or capital resources.

## **6. Concession Agreements and Finance Leases**

6.1. MRP in relation to concession agreements (e.g. PFI contracts) and finance leases will continue to be calculated on an asset life method for assets under contracts in place before 1 April 2018, using an annuity repayment profile, consistent with the method for prudential borrowing in paragraph 8 above. For assets under contracts entered into from 1 April 2018, the annual MRP charge will match the element of the rent/charge that goes to write down the balance sheet liability, to reflect accounting changes under IFRS16. The Section 151 Officer will determine the appropriate treatment, having regard to the MRP Guidance, in complex cases.

## **7. Transferred Debt**

7.1. Transferred Debt is debt held by another local authority whose costs are recharged to the Council (usually as a result of earlier reorganisations, such as the abolition of the former County Council). MRP in relation to Transferred Debt will be charged in line with the MRP policy for borrowings pre 31 March 2008, as described in paragraph 6, as the transferred debt relates to that period.

## **SPECIFIC SITUATIONS**

### **8. Statutory capitalisations**

8.1. Expenditure which does not create a fixed asset, but is statutorily capitalised, will follow the MRP treatment in the Government guidance, apart from any exceptions provided for below.

### **9. Capitalised loans to others**

9.1. MRP on capitalised loan advances to other organisations or individuals will not be required. Instead, the capital receipts arising from the loan principal repayments will be used as provision to repay debt. Where principal repayments are not broadly spread over the life of the loan, the Section 151 Officer may determine that annual Revenue MRP must be made for reasons of prudence. Revenue MRP contributions would still be required equal to the amount of any default on the repayment of the loan advanced.

## **10. Enterprise Zone (EZ)**

10.1. Borrowing by the Council related to the Greater Birmingham & Solihull Local Enterprise Partnership (GBSLEP), and which is supported by additional Business Rates from the EZ or from other GBSLEP income, will be repaid within the lifetime of the EZ or other associated income stream (or the estimated life of the assets being funded, if shorter). This was originally 2038, but has been extended to 2046. This means that the repayment period for EZ-supported borrowing will reduce each year so that all EZ debt can be repaid by 2046.

## **11. Voluntary repayment of debt**

11.1. The Council may make additional voluntary debt repayment provision from revenue or capital resources. In this case, the Section 151 Officer may make an appropriate reduction in later years' levels of MRP.

11.2. Where it is proposed to make a voluntary debt repayment provision in relation to prudential borrowing from 2008/09 under the asset life method, it may be necessary to decide which assets the debt repayment relates to, in order to determine the reduction in subsequent MRP. The following principles will be applied by the Section 151 Officer in reaching a prudent decision:

- where the rationale for debt repayment is based on specific assets or programmes, any debt associated with those assets or programmes will be repaid
- where the rationale for debt repayment is not based on specific assets, debt representative of the service will be repaid, with a maturity reflecting the range of associated debt outstanding

11.3. Subject to the above two bullet points, debt with the shortest period before repayment will not be favoured above longer MRP maturities, in the interests of prudence, to ensure that capital resources are not applied for purely short term benefits.

11.4. Based on this policy, the Capital Financing Requirement (CFR) will be fully repaid by no longer than 50 years after any prudential borrowing is incurred (including PFI). Existing PFI contracts will be fully repaid 40 years after the final capital expenditure under the Council's PFI contracts. On new PFI / finance lease contracts it will be repaid in line with the contractual payments as set out in paragraph 14.

## APPENDIX N: PRUDENTIAL INDICATORS

### Appendix N1

WHOLE COUNCIL		23/24	24/25	25/26	26/27
		Indicators	Indicators	Indicators	Indicators
		£m	£m	£m	£m
<b>Capital Finance</b>					
1	Capital Expenditure - Capital Programme	599.4	425.1	300.8	234.6
2	Capital Expenditure - other long term liabilities	34.3	35.3	36.8	35.5
3	Capital Expenditure	633.7	460.4	337.6	270.1
4	Capital Financing Requirement (CFR)	4,753.5	4,986.1	4,976.4	4,996.7
<b>Planned Debt</b>					
5	Peak loan debt in year	3,522.1	3,680.4	3,673.0	3,664.7
6	+ Other long term liabilities (peak in year)	348.8	322.2	295.5	273.8
7	= Peak debt in year	3,870.9	4,002.6	3,968.5	3,938.5
8	does peak debt exceed year 3 CFR?	no	no	no	no
<b>Prudential limit for debt</b>					
9	Gross loan debt	4,151.2	4,477.8	4,704.5	4,726.2
10	+ other long term liabilities	348.8	322.2	295.5	273.8
11	= Total debt	4,500.0	4,800.0	5,000.0	5,000.0

### Notes

- 4 The Capital Financing Requirement represents the underlying level of borrowing needed to finance historic capital expenditure (after deducting debt repayment charges). This includes all elements of the CFR including Transferred Debt.
- 5-7 These figures represent the forecast peak debt (which may not occur at the year end). The Prudential Code calls these indicators the Operational Boundary.
- 8 It would be a cause for concern if the Council's loan debt exceeded the CFR, but this is not the case due to positive cashflows, reserves and balances.
- 11 The Authorised limit for debt is the statutory debt limit. The City Council may not breach the limit it has set, so it includes allowance for uncertain cashflow movements and potential borrowing in advance for future needs.

## Appendix N2

<b>HOUSING REVENUE ACCOUNT</b>		<b>23/24</b>	<b>24/25</b>	<b>25/26</b>	<b>26/27</b>
		<b>Indicators</b>	<b>Indicators</b>	<b>Indicators</b>	<b>Indicators</b>
		<b>£m</b>	<b>£m</b>	<b>£m</b>	<b>£m</b>
<b>Capital Finance</b>					
1	Capital expenditure	241.0	236.9	182.6	160.3
<b>HRA Debt</b>					
2	Capital Financing Requirement (CFR)	1,172.8	1,283.7	1,357.2	1,403.8
<b>Affordability</b>					
3	HRA financing costs	114.6	123.1	127.1	128.5
4	HRA revenues	303.6	316.7	325.0	333.1
5	HRA financing costs as % of revenues	37.7%	38.9%	39.1%	38.6%
6	HRA debt : revenues	3.9	4.1	4.2	4.2
7	Forecast Housing debt per dwelling	£20,163	£22,205	£23,590	£24,541

### Notes

- 3 Financing costs include interest and depreciation rather than Minimum Revenue Provision (MRP) in the HRA.
- 6 This indicator is not in the Prudential Code but is a measure of long term sustainability.
- 7 This indicator is not in the Prudential Code but is a measure of affordability: the HRA debt per dwelling should not rise significantly over time.

## Appendix N3

<b>GENERAL FUND</b>		<b>23/24</b>	<b>24/25</b>	<b>25/26</b>	<b>26/27</b>
		<b>Indicators</b>	<b>Indicators</b>	<b>Indicators</b>	<b>Indicators</b>
		<b>£m</b>	<b>£m</b>	<b>£m</b>	<b>£m</b>
<b>Capital Finance</b>					
1	Capital expenditure (including other long term liabilities)	392.7	223.5	155.0	109.8
2	Capital Financing Requirement (CFR)	3,580.7	3,702.4	3,619.1	3,593.0
<b>General Fund debt</b>					
3	Peak loan debt in year	2,349.3	2,396.7	2,315.8	2,260.9
4	+ Other long term liabilities (peak in year)	348.8	322.3	295.5	273.8
5	= Peak General Fund debt in year	2,698.1	2,719.0	2,611.3	2,534.7
<b>General Fund Affordability</b>					
6	Total General Fund financing costs	239.4	245.2	260.7	262.5
7	General Fund net revenues	889.6	977.1	994.0	1,008.1
8	General Fund financing costs (% of net revenues)	26.9%	25.1%	26.2%	26.0%

### Notes

- 4 Other long term liabilities include PFI, finance lease liabilities, and transferred debt liabilities.
- 6 Financing costs include interest and MRP (in the General Fund), for loan debt, transferred debt, PFI and finance leases.
- 8 This indicator includes the revenue cost of borrowing and other finance, including borrowing for the Enterprise Zone and other self-supported borrowing.

## Appendix N4

### TREASURY MANAGEMENT

	23/24	24/25	25/26	26/27
	Indicators	Indicators	Indicators	Indicators
1 General Fund impact of an unbudgeted 1% rise in interest rates	£3.3m	£3.5m	£2.8m	£3.2m
2 Variable rate exposures vs upper limit 30%	18%	18%	17%	17%
<b>Maturity structure of borrowing</b> (lower limit and upper limit)	<b>Forecast</b>	<b>Forecast</b>	<b>Forecast</b>	<b>Forecast</b>
	<b>Year End</b>	<b>Year End</b>	<b>Year End</b>	<b>Year End</b>
3 under 12 months	15%	16%	15%	16%
4 12 months to within 24 months	2%	2%	4%	2%
5 24 months to within 5 years	8%	9%	11%	11%
6 5 years to within 10 years	16%	14%	12%	14%
7 10 years to within 20 years	21%	25%	25%	25%
8 20 years to within 40 years	36%	33%	31%	30%
9 40 years and above	2%	1%	1%	1%
<b>Investments longer than 364 days</b> upper limit on amounts maturing in:	<b>Forecast</b>	<b>Forecast</b>	<b>Forecast</b>	<b>Forecast</b>
10 1-2 years	0	0	0	0
11 2-3 years	0	0	0	0
12 3-5 years	0	0	0	0
13 later	0	0	0	0

### Notes

- 1 Based on year end debt borrowing less investments, with less than one year to maturity.
- 2-9 These indicators assume that LOBO loan options are exercised at the earliest possibility, and are calculated as a % of net loan debt.
- 2 The limit on variable rate exposures is a local indicator.



# Pay Policy Statement 2022/23



Making a positive difference everyday to people's lives





# Contents

- 1.0 Introduction and Purpose**
- 2.0 Legislative Framework**
- 3.0 Senior Management Remuneration policy**
- 3.1 Senior Management Positions**
- 3.2 Recruitment to Senior Management Positions**
- 3.3 Additions to Salary of Chief/Deputy Chief Officers**
- 3.4 Payments on Termination**
- 3.5 Comparators Influencing Pay Levels**
- 4.0 Non-Chief/Deputy Chief Officer Employees**
- 4.1 Recruitment**
- 4.2 Lowest Paid Employees**
- 4.3 Accountability and Decision Making**
- 5.0 Publication**

**Annex 1 - Birmingham City Council – Senior Pay Spine (Chief/Deputy Chief Officer)**

**Annex 2 - Birmingham City Council – NJC Pay Spine**

**Annex 3 – Birmingham City Council – JNC Deputy Chief Officers**

## **1. Introduction and Purpose**

This Pay Policy Statement sets out the Council's approach to pay policy in accordance with the requirements of Section 38 to 43 of the Localism Act 2011 and takes account of the final guidance for 'Openness and Accountability in Local Pay' as issued by the Department for Levelling Up, Housing and Communities. The purpose of the statement is to provide transparency with regard to the Council's approach to setting the pay of its employees (excluding those working in local authority schools) by identifying:

- The methods by which, salaries of all employees are determined.
- The detail and level of base remuneration of its most senior employee's i.e. 'chief officers', as defined by the relevant legislation.
- The detail and level of base remuneration of the lowest paid employees
- The relationship between the remuneration for highest and lowest paid employees
- The Committee(s)/Panel responsible for ensuring the provisions set out in this statement are applied consistently throughout the Council and recommending any amendments to the full Council.

Once approved by the Full Council Meeting, this policy statement will come into immediate effect for the 2022/23 financial year and will be subject to review again for 2023/24 in accordance with the relevant legislation prevailing at that time. If the pay policy needs to be amended during the current financial year, any amendments will be subject to approval.

## **2.0 Legislative Framework**

In determining the pay and base remuneration of all its employees, the Council will comply with all relevant employment legislation. This includes; the Equality Act 2010, Part Time Employment (Prevention of Less Favorable Treatment) Regulations 2000, Fixed Term Employees (Prevention of Less Favorable Treatment) Regulations 2002, The Agency Workers Regulations 2010 and where relevant, the Transfer of Undertakings (Protection of Earnings) Regulations.

The Council pays due regard to the Equal Pay requirements contained within the Equality Act, the Council ensures there is no pay discrimination within its pay structures and that all pay differentials can be objectively justified through the use of an equality proofed job evaluation scheme that directly relates an employee's salary to the requirements, demands and responsibilities of the role.

## **3.0 Senior Management Remuneration Policy**

For the purposes of this statement, senior officer means 'chief officers' as defined within S43 of the Localism Act 2011. The Chief Executive is employed under the terms and conditions of the Joint National Council for Chief Executives and all other senior officers are under the terms and conditions for Joint National Council for Chief Officers.

The Council currently determines pay levels through a job evaluation process and grading structure that has been specifically designed for senior positions that determines the pay range for senior officers as defined by the Localism Act 2011. A cost-of-living rise of £1,925 has been applied to the Senior Officer Pay Structure, as a result of pay bargaining undertaken by Joint Negotiating Committee for Chief Officers of Local Authorities, with effect from 1<sup>st</sup> April 2022. See Annex 1 for the senior officer pay structure effective as of 1<sup>st</sup> April 2022.

Those employees working in senior positions do not receive overtime payments and all other pay related allowances are the subject of either nationally or locally negotiated rates, having been determined from time to time in accordance with collective bargaining machinery and/or as determined by Council Policy.

In determining its grading structure and setting remuneration levels for all posts, the Council takes account of the need to ensure value for money in respect of the use of public expenditure, balanced against the need to recruit and retain employees who are able to meet the requirements of providing high quality services to the community, delivered effectively and efficiently and at times at which those services are required.

In particular, it is the Council's policy that no Chief Officer or Deputy Chief Officer (subject to JNC conditions of service for Chief Officers) is paid a supplement for Returning Officer duties, whether in respect of local elections or national elections (e.g. General Elections, elections for European Parliament, national referenda etc.). Fees paid in respect of these elections by Government are used to supplement the pay of non-senior officer employees who have worked on the relevant election.

### **3.1 Senior Management Positions**

### **JNC Chief/ JNC Deputy Officers**

The senior officer positions will continue to be reviewed on a regular basis as part of the overall savings that have to be made by the Council due to the savings targets faced by local authorities in general over the next few years. See Annex 1 for full details.

## **3.2 Recruitment to Senior Management Positions**

When recruiting to all posts the Council will take full and proper account of its own equal opportunities, recruitment and redeployment policies. Appointments made to chief officer (CO) and JNC deputy chief officer (DCO) positions are all made by the Chief Officers and Deputy Chief Officers Appointments Dismissals and Service Conditions Sub-Committee. Other appointments are made by the Chief Executive or relevant delegated officer.

The determination of the remuneration to be offered to any newly appointed Chief Officer or Deputy Chief Officer will be in accordance with the local JNC (Senior) pay spine (further details can be found in Annex 1) and relevant policies in place at the time of recruitment. Where the Council is unable to recruit or retain at the designated grade, it will consider using, on a temporary basis, market supplements and retention payments in accordance with its relevant policies.

Where the Council remains unable to recruit under an employment contract, or there is a need for interim support to provide cover for a vacant substantive senior management position, the Council will, where necessary, consider and utilise engaging individuals under 'contracts for service'. These will be sourced through the relevant procurement process ensuring the Council is able to demonstrate the maximum value for money benefits from competition in securing the relevant service.

## **3.3 Additions to Salary of Chief Officers/Deputy Chief Officers**

The Council does not apply any bonus to the salary of Chief Officers/Deputy Chief Officers, however progression within the salary scales is performance related as mentioned under 3.0. There is no element of earn back for senior manager's salaries and any pay progression is currently consolidated into basic pay.

In addition to basic salary, set out below are details of other elements of 'additional pay' which are chargeable to UK Income Tax and do not solely constitute reimbursement of expenses incurred in the fulfilment of duties;

The following are applicable to all senior manager positions

- A mileage allowance is paid to all employees using their own vehicle for work purposes and the payments are in linked to the approved HMRC rates ([For current HMRC mileage rates please see http://www.hmrc.gov.uk/paye/exb/a-z/m/mileage-expenses.htm](http://www.hmrc.gov.uk/paye/exb/a-z/m/mileage-expenses.htm))
- There are currently no salary supplements or additional payments for undertaking additional responsibilities such as shared service provision with another local authority or in respect of joint bodies.
- Market supplements/recruitment allowances are paid where it is justified to recruit and fulfill a role or to retain an officer within a role.

## **3.4 Payments on Termination**

There is currently no restriction on Public Sector Exit Payments. Should this change in the future, this policy will be updated accordingly as outlined in 1.0.

The Council's approach to statutory and discretionary payments on termination of employment of senior managers, prior to reaching normal retirement age, is set out in accordance with Regulations 5 and 6 of the Local Government (Early Termination of Employment) (Discretionary Compensation) Regulations 2006, Regulations 12 and 13 of the Local Government Pension Scheme Regulations 2013 (as amended).

Any other payments falling outside the Public Sector Exit Payments regulations, or the relevant periods of contractual notice shall be subject to a formal decision made by the full Council or the relevant elected members, committee or panel of elected members or officer with delegated authority to approve such payments, dependent on the post.

### **3.5 Comparators Influencing Pay Levels**

For the purpose of context in the local government sector, Birmingham City Council is not only the largest local authority in the UK, but also the largest unitary authority in Europe serving over one million residents and has a revenue budget of c £3.1bn. The Council needs to maintain competitive pay levels to attract suitable candidates for senior positions that can demonstrate sufficient skills, experience and capacity required at this level as would be evidenced, for example, by fulfilling a comparable role in a large complex local authority. There is often a very small pool from which to recruit candidates with other authorities offering very competitive salaries in relation to their size.

As a consequence, it may be necessary, from time to time, to review senior pay scales by benchmarking Chief Executive remuneration with the Core Cities Group which is comprised of councils that represent the largest eight economies outside London, to ensure alignment with external pay markets, both within and outside the sector, which may result in the review of JNC salaries and/or temporary additions of market supplements (as per 3.3), as appropriate.

## **4.0 Non-Chief/Deputy Chief Officer Employees**

Based on the application of an analytical job evaluation process, the Council uses the nationally negotiated pay spine as the basis for its local grading structure with additional spine points. This determines the salary of the large majority of the non-school based workforce, together with the use of other nationally defined rates such as Soulbury and JNC/Y&C. The Council presently adheres to national pay bargaining in respect of the national pay spine with the most recent increase effective 1<sup>st</sup> April 2022.

Progression within the grading structure for 2022/23 is automatic incremental progression within the grade, in line with agreed defined criteria effective from 1<sup>st</sup> April. Once the maximum spinal column point (as seen in annex 2) has been reached there will be no further progression.

### **4.1 Recruitment**

New appointments will normally be made at the minimum of the relevant grade, although this can be varied where necessary to secure the best candidate. From time to time, it may be necessary to take account of the external pay market in order to attract and retain employees with particular experience, skills and capacity. Where necessary, the Council will ensure the requirement for such is objectively justified by reference to clear and transparent evidence of relevant market comparators, using appropriate data sources available from within and outside the local government sector.

### **4.2 Lowest Paid Employees**

The lowest paid employees under a contract of employment with the Council are employed on full time equivalent (FTE) salary in accordance with the minimum spinal column point (SCP) currently in use within the Council's grading structure. The minimum SCP for 2022 (based on April 2022 pay rates) is £20,258 (SCP1). See Annex 2 for the BCC NJC Pay Structure, effective 1<sup>st</sup> April 2022.

The Council has chosen to pay the 'Real Living Wage' equivalent of £9.90 per hour. Following the recent review by the Living Wage Foundation, this has been increased to £10.90 per hour and, in consideration of current cost of living pressures, this has been implemented with effect from 01 December 2022. For the purpose of this pay policy statement the lowest paid employee's will be defined as those on a FTE salary of £20,744 based on the Real Living Wage hourly rate of £10.90 per hour.

The statutory guidance under the Localism Act recommends the use of pay multiples as a means of measuring the relationship between pay rates across the workforce and that of senior managers, as included within the Hutton 'Review of Fair Pay in the Public Sector' (2010). The Hutton report was asked by Government to explore the case for a fixed limit on dispersion of pay through a requirement that no public sector manager can earn more than 20 times the lowest paid person in the organisation. The report concluded that the relationship to median earnings was a more relevant measure and the Government's Code of Recommended Practice on Data Transparency recommends the publication of the ratio between highest paid salary and the median average salary of the whole of the authority's workforce. Whilst the ratio between the highest and lowest paid employees within the Council does not exceed 20 times, the Council does not set a ratio ceiling within its pay policy for senior officers.

The following tables illustrate various pay differentials between the salary of the Chief Executive and the lowest paid full time equivalent employee, median employee pay, and average employee pay based on base pay, and does not include any pension benefits, or any other variable elements of pay (e.g. non contractual overtime, allowances etc.)

<b>Pay Differential between Chief Executive and lowest paid full time equivalent employees</b>	CEX salary	244820
	Lowest FTE salary	20744
	Pay Multiple	<b>11.8:1</b>

<b>Pay Differential between Chief Executive and the median pay for full time equivalent employees</b>	CEX salary	244820
	Median salary	27852
	Pay Multiple	<b>8.79:1</b>

<b>Pay Differential between Chief Executive and the average pay for full time equivalent employees</b>	CEX salary	244820
	Average salary	30785
	Pay Multiple	<b>7.95:1</b>

The following tables illustrate the various pay differentials between Chief/Deputy Chief Officers and the lowest paid full time equivalent employee, median employee pay and average employee pay based on base pay, and does not include any pension benefits, or any other variable elements of pay (e.g. non contractual overtime, allowances etc).

<b>Pay Differential between the average of Chief Officers pay and the lowest paid full time equivalent employee</b>	Average Chief Officer salary	117263
	Lowest FTE salary	20744

	Pay Multiple	<b>5.65:1</b>
--	--------------	---------------

<b>Pay Differential between the median of Chief Officers pay and the median pay for a full-time equivalent employee</b>	Median Chief Officer salary	111723
	Median salary	27852
	Pay Multiple	<b>4.01:1</b>

<b>Pay Differential between the average of Chief Officers pay and the average pay for a full-time equivalent employee</b>	Average Chief Officer salary	117263
	Average salary	30785
	Pay Multiple	<b>3.81:1</b>

### 4.3 Accountability and Decision Making

In accordance with the Constitution of the Council, the Chief Officers and Deputy Chief Officers Appointments Dismissals and Service Conditions Sub-Committee are responsible for decision making in relation to the recruitment, pay, terms and conditions and severance arrangements in relation to employees of the Council on JNC terms and conditions.

## 5 Publication

The Pay Policy 2022/23 will be submitted as a document within the Financial Planning Papers, and upon approval by the full Council, this statement will be published as part of those papers, and separately in its own right, [on the Council's website www.birmingham.gov.uk/cosd](http://www.birmingham.gov.uk/cosd). Other formats will also be made available on request.

In addition, for employees where the full-time equivalent salary is £50,000 or more, excluding employer superannuation contributions, the Councils Annual Statement of Accounts will include the number of employees in bands of £5,000.

## Annex 1 Birmingham City Council - Senior Pay Spine (Chief/Deputy Chief Officers)

Pay structure effective as at 1<sup>st</sup> April 2022

Job Level	Grade	Minimum £	Maximum £
Chief Executive	B04	£190,718	£285,114
Corporate Director	B03	£143,079	£213,656
Service Director	B02	£107,459	£160,226
Assistant Director	B01	£80,126	£119,226

The posts falling within the statutory definition for Chief Officers of the Local Government and Housing Act 1989, which covers the statutory officers and those others that report to the Chief Executive, are set out below:

a. Chief Executive - The head of paid service defined under section 4(1) of that Act. The salary for the above post falls within a range from £190,718 rising to a maximum of £285,114. There is no additional supplement paid for returning officer duties incorporated into this role.

b. Strategic Director of Council Management (Section 151 Officer) - A statutory chief officer defined under section 2(6) of that Act. The salary for the above post falls within a range between £143,079 rising to a maximum of £213,656.

c. City Solicitor & Monitoring Officer Legal and Governance – A statutory chief officer defined under section 5(1) of that Act. The salary for the above post falls within a range between £107,459 rising to a maximum of £160,226.

d. Strategic Director of Adult Social Care – A statutory officer defined under section 2(6) of that Act. The salary for the above post falls within a range between £143,079 rising to a maximum of £213,656.

e. Strategic Director of Children & Families - A statutory officer defined under section 2(6) of that Act. The salary for the above post falls within a range between £143,079 rising to a maximum of £213,656.

f. Strategic Director of City Operations - A non-statutory chief officer defined under section 2(7) of that Act. The salary for the above post falls within a range between £143,079 rising to a maximum of £213,656.

g. Strategic Director of City Housing - A non-statutory chief officer defined under section 2(7) of that Act.

The salary for the above post falls within a range between £143,079 rising to a maximum of £213,656.

h. Strategic Director Places, Prosperity & Sustainability - A non-statutory chief officer defined under section 2(7) of that Act.

The salary for the above post falls within a range between £143,079 rising to a maximum of £213,656

i. Director of Strategy, Equalities & Partnerships – A non-statutory chief officer defined under section 2(7) of that Act.

The salary for the above post falls within a range between £107,459 rising to a maximum of £160,226

j. Director of Public Health – A statutory post under section 73A (7) of the NHS Act 2006.

The salary for the above post falls within a range between £107,459 rising to a maximum of £160,226. There are also two statutory payments made in relation to this role.

## Annex 2 Birmingham City Council – NJC Pay Spine

Pay structure effective as at 1<sup>st</sup> April 2022.

Grade	Spinal Column Point	Salary FTE
GR1	1	£20,258*
GR1	2	£20,441*
GR1	3	£20,812
GR2	3	£20,812
GR2	4	£21,189
GR2	5	£21,575
GR2	6	£21,968
GR2	7	£22,369
GR2	8	£22,777
GR3	9	£23,194
GR3	10	£23,260
GR3	11	£24,054
GR3	12	£24,496
GR3	13	£24,948
GR3	14	£25,409
GR3	15	£25,878
GR3	16	£26,357
GR3	17	£26,845
GR3	18	£27,344



GR3	19	£27,852
GR3	20	£28,371
GR3	21	£28,900
GR3	22	£29,439
GR4	23	£30,151
GR4	24	£31,099
GR4	25	£32,020
GR4	26	£32,909
GR4	27	£33,820
GR4	28	£34,723
GR4	29	£35,411
GR4	30	£36,298
GR4	31	£37,261
GR5	32	£38,296
GR5	33	£39,493
GR5	34	£40,478
GR5	35	£41,496
GR5	36	£42,503
GR5	37	£43,516
GR5	38	£44,539
GR5	39	£45,495
GR5	40	£46,549
GR6	41	£47,573
GR6	42	£48,587
GR6	43	£49,590
GR6	44	£51,127
GR6	45	£52,676
GR6	46	£54,222
GR6	47	£55,781
GR6	48	£57,322
GR6	49	£58,981
GR7	50	£60,633
GR7	51	£62,307
GR7	52	£64,262
GR7	53	£66,294
GR7	54	£68,397
GR7	55	£70,570
GR7	56	£72,828
GR7	57	£75,160
GR7	58	£78,123

[Text Wrapping Break]

\*Real Living Wage supplement paid to colleagues on SCP1 and 2

### Annex 3 JNC Deputy Chief Officers

The positions in the table below are core establishment, JNC deputy chief officers as mentioned in section 2(8) of the Localism Act, i.e. JNC officers that report directly to any of the JNC chief officers listed in Annex 1:

Designation	Directorate	Grade	Range
Director of Finance (& Deputy S151 Officer)	Council Management	B02	£107,459 - £160,226
Director Development & Commercial (& Deputy S151 Officer)	Council Management	B02	£107,459 - £160,226
Assistant Director Audit	Council Management	B01	£80,126 – £119,226
Assistant Director Governance & Deputy Monitoring Officer	Council Management	B01	£80,126 - £119,226
Assistant Director Legal Services	Council Management	B01	£80,126 - £119,226
Director of People Services	Council Management	B02	£107,459 - £160,226
Director Digital & Customer Services	Council Management	B02	£107,459 - £160,226
Assistant Director Health Protection & Environmental Health	Strategy, Equalities & Partnerships	B01	£80,126 - £119,226
Assistant Director Knowledge, Evidence & Governance	Strategy, Equalities & Partnerships	B01	£80,126 - £119,226
Assistant Director Health Behaviours & Communities	Strategy, Equalities & Partnerships	B01	£80,126 - £119,226
Assistant Director Adults & Older People	Strategy, Equalities & Partnerships	B01	£80,126 - £119,226
Assistant Director Children’s & Families	Strategy, Equalities & Partnerships	B01	£80,126 - £119,226
Deputy Director Public Health	Strategy, Equalities & Partnerships	B01	£80,126 - £119,226
Consultant Public Health Parks & Neighbourhoods	Strategy, Equalities & Partnerships	B01	£80,126 - £119,226
Assistant Director Communications	Strategy, Equalities & Partnerships	B01	£80,126 - £119,226
Assistant Director Strategic Partnerships, External Affairs & Corporate Leadership	Strategy, Equalities & Partnerships	B01	£80,126 - £119,226
Assistant Director Insight & Strategy	Strategy, Equalities & Partnerships	B01	£80,126 - £119,226
Service Director of City Housing Solutions & Support Services	City Housing	B02	£107,459 – £160,226
Service Director of City Housing Management	City Housing	B01	£80,126 – £119,226
Service Director of City Housing Asset Management	City Housing	B01	£80,126 – £119,226
Assistant Director Strategic & Enabling	City Housing	B01	£80,126 – £119,226

Director of Street Scene	City Operations	B02	£107,459 – £160,226
Director of Regulation & Enforcement	City Operations	B02	£107,459 – £160,226
Assistant Director Community Safety & Resilience	City Operations	B01	£80,126 – £119,226
Assistant Director Highways & Infrastructure	City Operations	B01	£80,126 – £119,226
Assistant Director Neighbourhoods	City Operations	B01	£80,126 – £119,226
Director Planning, Transport & Sustainability	Place, Prosperity & Sustainability	B02	£107,459 – £160,226
Assistant Director Birmingham Property Services	Place, Prosperity & Sustainability	B01	£80,126 – £119,226
Assistant Director Housing Development	Place, Prosperity & Sustainability	B01	£80,126 – £119,226
Assistant Director Place, Strategy & Performance	Place, Prosperity & Sustainability	B01	£80,126 – £119,226
Assistant Director Property & Investment	Place, Prosperity & Sustainability	B01	£80,126 – £119,226
Assistant Director Schools & Achievement	Children & Families	B01	£80,126 - £119,226
Assistant Director Home to School Transport	Children & Families	B01	£80,126 - £119,226
Director of C&F Strategy, Transformation & Commissioning	Children & Families	B02	£107,459 - £160,226
Director of SEND & Inclusion	Children & Families	B02	£107,459 - £160,226
Director of Lifelong Learning & Employability	Children & Families	B02	£107,459 - £160,226
Director of Thriving Children & Families	Children & Families	B02	£107,459 - £160,226
Director of Adult Social Care Delivery	Adult Social Care	B02	£107,459 – £160,226
Director of Adult Social Care Commissioning	Adult Social Care	B02	£107,459 – £160,226
Assistant Director Community Services and Equality, Diversity & Inclusion	Adult Social Care	B01	£80,126 – £119,226
Assistant Director Quality & Improvement	Adult Social Care	B01	£80,126 – £119,226
Assistant Director Early Intervention & Prevention	Adult Social Care	B01	£80,126 – £119,226

## APPENDIX P: FEES AND CHARGES

The Council has been working to improve its commercial performance and drive innovation by increasing income and generating efficiencies across all services in order to improve its financial position.

A commercial approach has been employed across appropriate service areas, including the continued use of trading accounts to ensure that local fees and charges are market driven and move towards covering the cost of provision.

The Council's Corporate Charging Policy states that net income maximisation should be the ultimate aim of "charged for services" and recognises that price setting should seek to optimise both financial and policy objectives. The policy also states that unless there is an explicit policy objective to subsidise delivery of a specific service, fees and charges should achieve a minimum of full cost recovery in the delivery of discretionary services. Where full cost recovery is not achievable, consideration will be given to withdrawing from or reducing the delivery of discretionary services.

Revised charges will come into effect from 1 April 2023. Public consultation will be undertaken where required through BeHeard

### 2023/24 Process

Trading account analysis continues to be used to better inform the relationship between cost and income and understand the level of cost recovery being achieved. This supports services to review their fees and charges and enhance the decision-making process to add insight on the commercial and social value.

Although the Council has, like citizens and businesses, seen costs hit by high levels of inflation, the Council is aware that the impact of the cost-of-living crisis on citizens and businesses and therefore has restricted rises. There is no standard increase in fees and charges, although a benchmark of 5% was used. Services prepared cost analysis and benchmarking comparison with neighbouring authorities to set fees and charges at the appropriate level to ensure that costs are met and provide value for money to Council Taxpayers. This excludes charges for statutory services which are set nationally. Some new charges have been introduced and are set out below. The full schedule of proposals is available in Annex 1.

**Bereavement Services** - The Council is introducing charges for burial or cremation of Children (18 years or less), however this is to recognise that Central Government provide a grant to cover these costs and it is not expected that grieving families will be financially disadvantaged. The Children's Funeral Fund for England can help to pay for some of the costs of a funeral for a child under 18 or a baby stillborn after the 24th week of pregnancy and is not means-tested.

The fees for the burial or cremation can be claimed directly by the burial or cremation provider – the grieving family should not be charged. How to claim for some other expenses (for example, the coffin) depends on if you are using a funeral director or not.

Further details can be obtained at [Support for child funeral costs \(Children's Funeral Fund for England\): What it does - GOV.UK \(www.gov.uk\)](https://www.gov.uk/guidance/support-for-child-funeral-costs).

## **Legal Powers**

The legal powers that the Council has in respect of fees and charges are contained in a number of statutes, including the following pieces of legislation which are part of the Localism Act 2011: General power of competence available to local authorities to do "anything that individuals generally do"

Local Government Act 1972, s111: A local authority shall have the power to do anything (whether or not involving the expenditure, borrowing or lending of money or the acquisition or disposal of any property or rights) which is calculated to facilitate, or is conducive or incidental to, the discharge of any of their functions

Local Government Act 2003, s.93: Power to charge for discretionary services. "A relevant authority may charge a person for providing a service to him if (a) the authority is authorised, but not required, by an enactment to provide services to him, and (b) he has agreed to its provision"

Local Authorities (Goods and Services) Act 1970 re. supply of goods and services by local authorities and ability of parties to enter into an agreement to include terms as to payments

## **Approvals**

The majority of charges need to be approved by Cabinet. However, it should be noted that there are a number of fees and charges that are subject to legislative provisions and are set by Government. Further, other fees and charges are subject to stringent criteria about how they can be increased or the level and type of fees and charges that can apply.

The statutory services within Regulation and Enforcement Division fall under the scrutiny and jurisdiction of the Licensing and Public Protection Committee. Proposed fees and charges are due at the Licensing and Public Protection Committee on 18<sup>th</sup> January 2023 for their decision.

This includes the following services:

- Environmental Health
- Pest Control
- Register Office
- Trading Standards
- Coroners
- Licensing for Hackney Carriage and Private Hire
- Licensing for Entertainment and General
- Licensing for Street Trading

## **Commercially Confidential**

For some services that operate in competitive traded environments, it is inappropriate to publish prices as part of a report, as they require flexibility to negotiate with customers, provide bespoke packages and respond to market conditions (e.g. Trade Waste, Schools Financial Services)

## **Value Added Tax**

Value Added Tax (“VAT”) is a transaction-based tax. Every transaction entered by the Council is subject to VAT. Transactions are either “business” or “non-business”. Non-business transactions include services that the Council provides under statute, i.e. under legislation governing service provision and/or charging, e.g. planning. Business transactions are those that the Council undertakes “actually or potentially” in competition with the private sector, e.g. crematoria services, land transactions, supplies of staff, and catering, etc.

Non-business transactions are outside of the scope of VAT (also described as non-business) whilst business transactions are standard rated, reduced rated, zero rated or exempt. Reduced rated, zero rated and exempt transactions are defined in VAT law. Anything that is not defined in VAT law as reduced rated, zero rated or exempt, is standard rated. The current rates of VAT are:

- Standard rate – 20%;
- Temporary reduced rate – 12.5%;
- Reduced rate – 5%;
- Zero rate – 0%;
- Exempt – E;
- Non-business – NB.

Service/ Charge	Charge 2022/23	Proposed Charge 2023/24	£ change (23/24 - 22/23)	% change
<b>Adult Social Care</b>				
<b>Weekly Residential Care for Adults - short stay - including External, all client groups</b>				
Residents – all age groups – Short Stay (capital savings over £23,250)	Full Cost	Full Cost		
Residents Age 18 to 59 – Short Stay (capital savings under £23,250)	£116.95	£122.80	£5.85	5.00%
Residents Age over 60 – Short Stay (capital savings under £23,250)	£157.70	£165.59	£7.89	5.00%
Personal Allowance	£25.65	£28.25	£2.60	10.14%
<i>These rates are based on guidance from DOH and DWP. In order to determine the contribution, we use the age-related minimum level of income guarantee that DWP would pay less personal allowance to set the rate.</i>				
Standard Charge – Older People - Weekly	£884.00	£928.20	£44.20	5.00%
<i>Note this rate is used for in house care centres in exceptional circumstances.</i>				
<b>Care Act - New Charges in accordance with Act - charges per care package</b>				
Brokerage Fee (one off admin fee if BCC arranges care for self funders)	£326.00	£342.30	£16.30	5.00%
Deferred Payment Fee (one off admin fee if BCC agrees to secure charges against property)	£714.00	£749.70	£35.70	5.00%
Deferred charge interest rate	0.95%	3.18%		
<b>Residential Charge to Other Local Authorities</b>				
<b>Older People</b>				
<b>Day Care for Adults – Charges for Refreshments</b>				
Cup of Tea/Coffee/Cold Drink	£0.98	£0.98	£0.00	0.00%
Toast per slice	£0.77	£0.77	£0.00	0.00%
Cereal and Milk	£1.24	£1.24	£0.00	0.00%
Lunch	£4.59	£4.59	£0.00	0.00%
Sweet	£1.60	£1.60	£0.00	0.00%
Packed Lunch	£5.26	£5.26	£0.00	0.00%
Baguettes (Various Fillings)	£3.20	£3.20	£0.00	0.00%
Jacket Potato with Filling	£3.20	£3.20	£0.00	0.00%
Sandwiches	£2.11	£2.11	£0.00	0.00%
Portion of Chips	£2.01	£2.01	£0.00	0.00%
Evening Meal	£3.25	£3.25	£0.00	0.00%
Slice of Cake or Similar	£1.13	£1.13	£0.00	0.00%
Fruit	£0.62	£0.62	£0.00	0.00%
Specials / Bundles - price based on cost of production				
<b>Adult Social Care</b>				
<b>Internal Day Care for Adults – Standard Daily Charge (Exclusive of Meals)</b>				
No changes are proposed to existing internal day care charges				

<b>Home Care - Hourly Rate</b>				
Average Hourly Blended Rate for all clients	N/A			
Hourly rate all clients (external provision only)	£16.37	£17.19	£0.82	5.00%
<b>Travel</b>				
Travel Passes – Full Validity	£70.00	£73.50	£3.50	5.00%
Blue badges – (New & Renewal) - maximum allowable (Must keep at £10)	£10.00	£10.00	£0.00	0.00%
<b>Room Hire – for 4 hours or part thereof</b>				
Hire of Rooms – Org “A” – large hall	£67.00	£70.35	£3.35	5.00%
Hire of Rooms – Org “A” – large room	£60.00	£63.00	£3.00	5.00%
Hire of Rooms – Org “A” – small room	£40.00	£42.00	£2.00	5.00%
Hire of Rooms – Org “C” – large hall	£112.00	£117.60	£5.60	5.00%
Hire of Rooms – Org “C” – large room	£86.00	£90.30	£4.30	5.00%
Hire of Rooms – Org “C” – small room	£60.00	£63.00	£3.00	5.00%
Other Establishments	£111.00	£116.55	£5.55	5.00%
A Type “A” organisation is one providing facilities for people with disabilities or older people. Type “B” organisations, who are not charged are “Friends of Establishments”. All other organisations are Type “C”.				
Prices subject to negotiation for long term/major bookings				
<b>Funerals and Protection of Property - Per Funeral</b>				
Funerals – Lower Band	£1,026.00	£1,077.30	£51.30	5.00%
Funerals – Middle Band	£1,667.00	£1,750.35	£83.35	5.00%
Funerals – Higher Band	£1,993.00	£2,092.65	£99.65	5.00%
Banking of Monies	£56.00	£58.80	£2.80	5.00%
Storage of Property	£87.00	£91.35	£4.35	5.00%
Protection of property after 1 month - monthly charge or part thereof	£326.00	£342.30	£16.30	5.00%
Asset Tracing and Recovery- based on cost	£326.00	£342.30	£16.30	5.00%
<i>Note: Vat may apply on administrative costs</i>				
<b>Meals Taken by Staff &amp; Public - Normal Vat rules apply</b>				
Breakfast – Full	£5.16	£5.42	£0.26	5.00%
Breakfast – Continental	£2.27	£2.38	£0.11	5.00%
Cup of Tea / Coffee / Cold Drink	£1.08	£1.13	£0.05	5.00%
Toast per slice	£0.82	£0.86	£0.04	5.00%
Cereal and Milk	£1.70	£1.79	£0.09	5.00%
Main Meal	£6.65	£6.98	£0.33	5.00%
Sweet	£2.17	£2.28	£0.11	5.00%
Baguettes (Various fillings)	£3.87	£4.06	£0.19	5.00%
Jacket Potato with filling	£3.87	£4.06	£0.19	5.00%
Sandwiches	£2.99	£3.14	£0.15	5.00%
Portion of Chips	£2.68	£2.81	£0.13	5.00%
Slice of Cake or Similar	£1.60	£1.68	£0.08	5.00%
Fruit	£0.62	£0.65	£0.03	5.00%



Specials / Bundles - price based on cost of production				
<b>Adult Social Care</b>				
<b>People with Disabilities</b>				
Telephones under CSDP Act – Income Support				
Telephones under CSDP Act – Capital £3k or under				
Telephones under CSDP Act – Capital over £3k				
<i>The above applies to existing users under this service. New clients supported by Telecare - will be phased out over time.</i>				
<b>Shared Lives - Management Fees to other Local authorities</b>				
Shared Lives - Service User charges for Food and utilities to be paid direct to carer	£51.55	£54.13	£2.58	5.00%
Shared Lives - Service User contribution for rent	£102.03	£107.13	£5.10	5.00%
Shared Lives - Care costs - long term support Low Band	£313.00	£328.65	£15.65	5.00%
Shared Lives - Care costs - long term support Medium Band	£347.00	£364.35	£17.35	5.00%
Shared Lives - Care costs - long term support High Band	£417.00	£437.85	£20.85	5.00%
Shared Lives - Care costs - Respite Low Band	£415.03	£435.78	£20.75	5.00%
Shared Lives - Care costs - Respite Medium Band	£449.03	£471.48	£22.45	5.00%
Shared Lives - Care costs - Respite High Band	£519.03	£544.98	£25.95	5.00%
<b>Transportation, Connectivity &amp; Highways</b>				
Road Safety Publicity Material - Provided to other Local Authorities / Organisations	Various charges			
Highway Stopping Up Orders s.116	£5,975.00	£6,273.75	£298.75	5.00%
Footpath Stopping Up / Diversion Order	£5,975.00	£6,273.75	£298.75	5.00%
Public Spaces Protection Orders	£7,625.00	£8,006.25	£381.25	5.00%
Post Stopping Up Management and Site Inspection	£3,323.00	£3,489.15	£166.15	5.00%
<b>Land Charges and Street Naming</b>				
Street Naming - New streets	£294.00	£308.70	£14.70	5.00%
Numbering into New or Existing Streets - 1 to 5 Properties	£200.00	£210.00	£10.00	5.00%
Numbering into New or Existing Streets - 6 to 25 Properties	£479.00	£502.95	£23.95	5.00%
Numbering into New or Existing Streets - 26 to 75 Properties	£768.00	£806.40	£38.40	5.00%
Numbering into New or Existing Streets - 76+ Properties	£1,157.00	£1,214.85	£57.85	5.00%
Renaming of a Street - Magistrate Court Costs	£4,124 - £5,155			
Renaming of a Street - Staff Costs	£1,578.00	£1,656.90	£78.90	5.00%
Searches and Enquiries CON29 Property Search	£80.40	£84.42	£4.02	5.00%
Searches and Enquiries CON29 Additional Question	£15.60	£16.38	£0.78	5.00%
Searches and Enquiries LLC1 Property Search	£31.00	£32.55	£1.55	5.00%
Search Follow-Up - Full Enquiry Land Charges and Highway Searches per Property	£9.28 or £15.47 by post			

General Enquiry Highways Information and Land Charges per Property	£9.28 or £15.47 by post			
Searches and Enquiries Private Companies per Property	£9.28 or £15.47 by post			
Searches and Enquiries Mapping Information for Private Companies	£227.00	£238.35	£11.35	5.00%
Definitive Map - Legal Event as a result of change to public rights of way	£1,175.00	£1,233.75	£58.75	5.00%
<b>Transportation, Connectivity &amp; Highways</b>				
<b>School Travel Plans</b>				
Production of School Travel Plan as condition of Planning application	£3,250.00	£3,412.50	£162.50	5.00%
Annual monitoring of School Travel Plan as condition of Planning application	£813.00	£853.65	£40.65	5.00%
Staff support for using the Modeshift STARS system to produce a School Travel Plan.	£1,624.00	£1,705.20	£81.20	5.00%
<b>Transportation and Connectivity Miscellaneous</b>				
S31(6) Deposits only (up to 5 hectares)	£597.00	£626.85	£29.85	5.00%
S31(6) Deposits only (each hectare above 5 hectares)	£41.00	£43.05	£2.05	5.00%
Village Green Deposits only (up to 5 hectares)	£542.00	£569.10	£27.10	5.00%
Village Green Deposits only (each hectare above 5 hectares)	£41.00	£43.05	£2.05	5.00%
Combined S31(6) and Village Green Deposits (up to 5 hectares)	£813.00	£853.65	£40.65	5.00%
Combined S31(6) and Village Green (each hectare above 5 hectares)	£41.00	£43.05	£2.05	5.00%
Miscellaneous Charges - Traffic Modelling Data and Model Runs - Staff Costs	At Cost			
Traffic Modelling Data Access and Processing – testing transport proposals and impact of developments and potential mitigations – private sector developers (Exclusive of VAT)	£10,000 per project			
Transport Modelling Data Access and Processing – testing transport proposals and impact of developments and potential mitigations – public sector partners and third sector (50% discounted as potential data sharing) (Exclusive of VAT)	£5,000 per project			
Road Safety Talks/Workshops (for pupils)	£394.00	£413.70	£19.70	5.00%
Scotability Training (for pupils)	£788.00	£827.40	£39.40	5.00%
CPD teacher training courses on Road Safety and Clean Air	£1,575.00	£1,653.75	£78.75	5.00%
Ongoing support with use of Modeshift STARS system past any initial free of charge consultation	£66.00 per hour			
Production of Workplace Travel Plan as condition of Planning application	£3,150.00	£3,307.50	£157.50	5.00%
Annual monitoring of Workplace Travel Plan as condition of Planning application	£1,575.00	£1,653.75	£78.75	5.00%
Staff support for using the Modeshift STARS for system to develop and produce an action plan	£66.00	£69.30	£3.30	5.00%
Delivery of workplace activities or initiatives as part of agreed action plan	£66.00	£69.30	£3.30	5.00%
Staff support for using the Modeshift STARS for system to conduct a workplace site audit	£66.00	£69.30	£3.30	5.00%

Staff support for using the Modeshift STARS for system to undertake bespoke workplace travel survey.	£66.00	£69.30	£3.30	5.00%
Ongoing support with use of Modeshift STARS for system past any initial free of charge consultation	£66.00	£69.30	£3.30	5.00%
<b>Transportation, Connectivity &amp; Highways</b>				
<b>FPNs - Offence under the New Roads and Street Works Act 1991</b>				
FPNs - An offence under section 54(5).	£120/£80 Start Rate/Reduced Rate	£120/£80 Start Rate/Reduced Rate	0	0%
FPNs - An offence under section 55(5).	£120/£80 Start Rate/Reduced Rate	£120/£80 Start Rate/Reduced Rate	0	0%
FPNs - An offence under section 55(9)(1).	£120/£80 Start Rate/Reduced Rate	£120/£80 Start Rate/Reduced Rate	0	0%
FPNs - An offence under section 57(4).	£120/£80 Start Rate/Reduced Rate	£120/£80 Start Rate/Reduced Rate	0	0%
FPNs - An offence under section 70(6) consisting of a failure to comply with subsection (3) or (4A)(2).	£120/£80 Start Rate/Reduced Rate	£120/£80 Start Rate/Reduced Rate	0	0%
FPNs - An offence created by regulations made under section 74(7B).	£120/£80 Start Rate/Reduced Rate	£120/£80 Start Rate/Reduced Rate	0	0%
FPNs - An offence created by regulations made under section 74A(11).	£120/£80 Start Rate/Reduced Rate	£120/£80 Start Rate/Reduced Rate	0	0%
<b>Property Strategy and Information</b>				
Production of City Street Maps each instance (i.e. cost per copy plan requested) At cost due to variable complexity of Orders and licencing				
Production of transactional plans				
	<p><b><i>Minimum fee of initial cost £144.34 for the first hour (or part hour) then £91.66 per hour for each additional or part hour plus print costs as published. Amendments to existing plan originally provided by service charged at hourly rate with minimum charge of 1/2 hour.</i></b></p>			

At cost due to variable complexity of Orders	<p>Media Type Paper Size Plot Cost</p> <p>Normal Paper A2 (17" x 23") £18</p> <p>Photo Paper A2 (17" x 23") £20</p> <p>Normal Paper A1P (23" x 33") £20</p> <p>Normal Paper A1 (23" x 33") £20</p> <p>Photo Paper A1 (23" x 33") £25</p> <p>Normal Paper A0 (39" x 47") £25</p> <p>Photo Paper A0 (39" x 47") £30</p> <p>Normal Paper 54" £30</p> <p>Photo Paper 54" £35</p> <p>Normal Paper 60" £30</p> <p>Photo Paper 60" £35</p>	0	0	
Production of bespoke mapping, plans at cost due to variable complexity of Orders	<b>Minimum fee of initial cost £144.34</b>			

for the first hour (or part hour) then £91.66 per hour for each additional or part hour plus print costs as published.

Amendments to existing plan originally provided by service charged at hourly rate with minimum charge of 1/2 hour.

Media Type Paper  
Size Plot Cost

Normal Paper A2  
(17" x 23") £18

Photo Paper A2 (17"  
x 23") £20

Normal Paper A1P  
(23" x 33") £20

Normal Paper A1  
(23" x 33") £20

Photo Paper A1 (23"  
x 33") £25

Normal Paper A0  
(39" x 47") £25

Photo Paper A0 (39"  
x 47") £30

	Normal Paper 54" £30			
	Photo Paper 54" £35			
	Normal Paper 60" £30			
	Photo Paper 60" £35			
<b>Birmingham Property Services</b>				
<b>Disposals (freehold or long leasehold sales) with consideration of:</b>				
£0 - £5,000	£600.00	£630.00	£30.00	5.00%
£5,001 - £25,000	£1,200.00	£1,260.00	£60.00	5.00%
£25,001 - £50,000	£2,100.00	£2,205.00	£105.00	5.00%
£50,001 - £100,000	£2,350.00	£2,467.50	£117.50	5.00%
£100,001 plus (1% of disposal price min £2,000)	£2,400.00	£2,520.00	£120.00	5.00%
<b>Administration fee:</b>				
Auction sale £0 - £199,999	£1,250.00	£1,312.50	£62.50	5.00%
Auction sale £200,000 plus	£2,000.00	£2,100.00	£100.00	5.00%
Leasehold Reform Act Sales	£450.00	£472.50	£22.50	5.00%
Minor disposals (e.g. access land strips)	£150.00	£157.50	£7.50	5.00%
Garden land	£600.00	£630.00	£30.00	5.00%
<b>Investment Portfolio Business Area:</b>				
Ground Leases re-gearing	1. Initial fee of £1,515.00 for carrying out valuation (payable prior to carrying out valuation)  2. If the matter proceeds to legal completion, additional fee of £1,515.00 payable on completion			
Tenancies	£405.00	£425.25	£20.25	5.00%

Leases	2% of annual rent subject to a minimum of £380. In addition, a non-refundable deposit of £380 to be collected up front as initial contribution to the Council's legal costs			
Copies	£142.00	£149.10	£7.10	5.00%
Rent Review document	£150.00	£157.50	£7.50	5.00%
Licences	£405.00	£425.25	£20.25	5.00%
Administration fees for processing registration of leases, Assignments, Legal Charges and Tenancy Transfers	£205.00	£215.25	£10.25	5.00%
Landlords consent for any purposes (excluding assignments)	<p>Simple consent for minor alterations such as replacing shop signs etc - £130</p> <p>For more complex matters, a standard fee of £510 to be applied (£1,000 if such is requested as an urgent turnaround).</p> <p>Any matter requiring engagement of specialist practitioners to be subject to a negotiated fee.</p>			

	Retrospective applications for any purpose will be subject to the payment of 2 x the applicable fee for such consent.			
<b>Birmingham Property Services</b>				
Service Charges	Commercial property portfolio – variable fixed fee equivalent to 7.5% of expenditure or better.  Birmingham Business Centres – variable fixed fee equivalent to 7.75% of expenditure or better.			
<b>Central Administration Buildings (CAB)</b>				
CAB Accommodation - Room Hire		0	0	0
<b>Council House Room Booking:</b>				
Facility/Resource				
<b>Council Chamber</b>				
Monday - Friday 09:00 - 17:30	£360.00	£378.00	£18.00	5.00%
Monday - Friday Up to 4 hours (am or pm)	£245.00	£257.25	£12.25	5.00%
Monday - Friday after 17:30 hours -	£340.00	£357.00	£17.00	5.00%
Weekends - At any time -	£430.00	£451.50	£21.50	5.00%
<b>Committee Rooms</b>				
1,2,3,4,6 & HMS Daring Room	£48.00	£50.40	£2.40	5.00%
Rooms 3 & 4 jointly	£65.00	£68.25	£3.25	5.00%
Saturday - up to 2 rooms	£65.00	£68.25	£3.25	5.00%
Saturday - 3 rooms & over	£155.00	£162.75	£7.75	5.00%
Sunday - up to 2 rooms per hour	£75.00	£78.75	£3.75	5.00%
Sunday - 3 rooms & over	£225.00	£236.25	£11.25	5.00%
<b>Equipment</b>				
Laptop/projector				



Up to 4 hours	£38.00	£39.90	£1.90	5.00%
Full Day	£58.00	£60.90	£2.90	5.00%
<b>Laptop &amp; Projector</b>				
Up to 4 hours	£58.00	£60.90	£2.90	5.00%
Full Day	£85.00	£89.25	£4.25	5.00%
<b>Microphones- Council Chamber</b>				
	£75.00	£78.75	£3.75	5.00%
NB: Additional charges are levied for the provision of security (Customer Support and Porter Security Officers)				
<b>Planning</b>				
<b>Planning</b>				
Category A: Pre-application discussion for 250+ residential units or 25,000 sqm non-residential (including change of use) (excluding VAT). To include 2 meetings.	£15,835.00	£16,626.75	£791.75	5.00%
Category A: follow up meetings/discussions (charge per meeting) (excluding VAT)	£517.00	£543.00	£25.85	5.00%
Category B: Pre-application discussion for 100 - 249 residential units or 10,000 - 24,999 sqm non-residential (including change of use) (excluding VAT). To include 1 meeting.	£6,210.00	£6,520.50	£310.50	5.00%
Category B: follow up meetings/discussions (charge per meeting) (excluding VAT)	£517.00	£543.00	£25.85	5.00%
Category C: Pre-application discussion for 50-99 residential units or 5,000 - 9,999 sqm non-residential (including change of use) (excluding VAT). To include 1 meeting.	£3,167.00	£3,325.35	£158.35	5.00%
Category C: follow up meetings/discussions (charge per meeting) (excluding VAT)	£310.00	£326.00	£15.50	5.00%
Category D: Pre-application discussion for 25-49 residential units or 2,500-4,999 sqm non-residential (including change of use) (excluding VAT)	£2,111.00	£2,216.55	£105.55	5.00%
Category D: follow up meetings/discussions (charge per meeting) (excluding VAT)	£310.00	£326.00	£15.50	5.00%
Category E: Pre-application discussion for 10-24 residential units or 1,000 - 2,499 sqm non-residential (including change of use) (excluding VAT). To include 1 meeting.	£1,056.00	£1,108.80	£52.80	5.00%
Category E: follow up meetings (charge per meeting) (excluding VAT)	£207.00	£217.35	£10.35	5.00%
Category F: - Pre-application advice for 5- 10 residential units or 500- 1,000 sqm (including change of use) (excluding VAT) - Written advice only.	£518.00	£543.90	£25.90	5.00%
Category F: - charge if a meeting is requested (excluding VAT)	£310.00	£325.50	£15.50	5.00%
Category G: - Minor Operations: Pre-application advice for up to 5 residential units or up any other development up to 500 sqm (including change of use) (excluding VAT) - Written advice only.	£207.00	£217.35	£10.35	5.00%
Category G: - charge if a meeting is requested (excluding VAT)	£310.00	£325.50	£15.50	5.00%

Category H: - Householder: Pre-application advice to extend or alter a single domestic property, which is not a listed building and will apply to extensions / outbuildings to houses (single-family unit only or 1 flat if part of a conversion). (excluding VAT) - Written advice only.	£104.00	£109.20	£5.20	5.00%
Category H: - charge if a meeting is requested (excluding VAT)	£209.00	£219.45	£10.45	5.00%
Category I: Pre-application discussion with registered charities, educational and community organisations (excluding VAT)	As above, depending upon category of proposal			
<b>Planning</b>				
Category J: - Changes of use and other development that does not include the erection of a building or extension such as laying out car parking, playing fields etc (excluding VAT)	£207.00	£217.35	£10.35	5.00%
Category J: - charge if a meeting is requested (excluding VAT)	£310.00	£325.50	£15.50	5.00%
<i>Category K: - Amendments to a previously approved scheme – (if the amendments only affect a part of the development then the fee relates only to that part) (excluding VAT)</i>	as above, depending upon category of proposal (or part proposal)			
<i>Category K: -charge if a meeting is requested – if the amendments only affect a part of the development then the fee relates only to that part) (excluding VAT)</i>	as above, depending upon category of proposal (or part proposal)			
Do I Need Planning Permission Enquiries (householder)	£40.00	£42.00	£2.00	5.00%
Do I Need Planning Permission Enquiries (nonhouseholder) (excluding VAT)	£104.00	£109.20	£5.20	5.00%
Invalid Applications - Small Scale (excluding VAT)	£31.00	£32.55	£1.55	5.00%
Invalid Applications - Medium Scale (excluding VAT)	£52.00	£54.60	£2.60	5.00%
Invalid Applications - Large Scale (excluding VAT)	£155.00	£162.75	£7.75	5.00%
Enquiry – have (some or all) planning conditions been discharged for a particular development? Written response only (excluding VAT)	£207.00	£217.35	£10.35	5.00%
Where a site visit is required an additional charge is payable: (excluding VAT)	£310.00	£325.50	£15.50	5.00%
Enquiry – has the Enforcement Notice/BCN been complied with? (excluding VAT)	£207.00	£217.35	£10.35	5.00%
Where a site visit is required an additional charge is payable: (excluding VAT)	£310.00	£325.50	£15.50	5.00%
Request agreed to remove of Enforcement Notice from the Register - (excluding VAT)	£400.00	£420.00	£20.00	5.00%
Admin fee where request not agreed	£104.00	£109.20	£5.20	5.00%
Request for documents that are available online.	£104.00	£109.20	£5.20	5.00%
General enquiries: - Conservation Area /Listed Building checks, HMO enquiries, what is the	£104.00	£109.20	£5.20	5.00%

Permitted Use, opening hours, etc. Written response only (excluding VAT)				
<b>Clean Air Zone</b>				
<b>Specific Legislation Impacting on Charging</b>				
<b>Charges for Clean Air Zone (24 Hours, 365 Days Per Year)</b>				
Private Cars (Non-compliant) VAT Not Applicable	£8.00	£8.00	£0.00	0.00%
Taxis (Hackney Carriage, Non-compliant) VAT Not Applicable	£8.00	£8.00	£0.00	0.00%
Taxis (Private Hire, Non-compliant) VAT Not Applicable	£8.00	£8.00	£0.00	0.00%
Light Goods Vehicles (Non-compliant) VAT Not Applicable	£8.00	£8.00	£0.00	0.00%
Heavy Goods Vehicles (Non-compliant) VAT Not Applicable	£50.00	£50.00	£0.00	0.00%
Coaches (Non-compliant) VAT Not Applicable	£50.00	£50.00	£0.00	0.00%
Buses (Non-compliant) VAT Not Applicable	£50.00	£50.00	£0.00	0.00%
<b>Bereavement Services</b>				
<b>Exclusive Right of Burial - Earthen graves and walled graves/vaults have an Exclusive Right of Burial for a period of 75 years, with the option to renew such Rights on the terms then prevailing for a similar Grant. This fee also includes the right to place and maintain a memorial on the grave. Such rights to expire co-terminus with the Exclusive Right of Burial.</b>				
<b>1. Graves</b>				
<b>Adult - (aged 19 and over)</b>				
Resident Fee - Standard grave (to accept Coffin/Casket up to 30" (76.20cm) in width)	£2,270.00	£2,270.00	£0.00	0.00%
Non-Resident Fee - Standard grave (to accept Coffin/Casket up to 30" (76.20cm) in width)	£2,610.50	£2,610.50	£0.00	0.00%
Resident Fee - Standard grave (Lawn Type) with concrete header	£2,470.00	£2,470.00	£0.00	0.00%
Non-Resident Fee - Standard grave (Lawn Type) with concrete header	£2,840.50	£2,840.50	£0.00	0.00%
Resident Fee - Grave to accept coffin casket over 30" in width, where practicable, the above fee will increase pro rata	£2,837.00	£2,837.00	£0.00	0.00%
Non-Resident Fee - Grave to accept coffin casket over 30" in width, where practicable, the above fee will increase pro rata	£3,262.55	£3,262.55	£0.00	0.00%
Resident Fee - As above with concrete header – (Lawn type graves only)	£3,090.00	£3,090.00	£0.00	0.00%
Non-Resident Fee -As above with concrete header – (Lawn type graves only)	£3,553.50	£3,553.50	£0.00	0.00%
<b>Child (aged 18 years or below)</b>				
Resident Fee - An ERB where the only burial required is for a child aged 18 years or younger.	£0.00	£1,233.00	NA	NA
Non-Resident Fee - An ERB where the only burial required is for a child aged 18 years or younger.	£0.00	£1,418.00	NA	NA
<b>Cremated Remains</b>				
Resident Fee - Earthen grave for cremation ashes (for two caskets)	£668.00	£668.00	£0.00	0.00%

Non-Resident Fee - Earthen grave for cremation ashes (for two caskets)	£768.20	£768.20	£0.00	0.00%
Resident Fee - Earthen grave for cremation ashes (four caskets) with Concrete Header	£1,100.00	£1,100.00	£0.00	0.00%
Non-Resident Fee - Earthen grave for cremation ashes (four caskets) with Concrete Header	£1,265.00	£1,265.00	£0.00	0.00%
Resident Fee - Earthen grave for cremation ashes with Concrete Header to accept two caskets of remains	£883.00	£883.00	£0.00	0.00%
Non-Resident Fee - Earthen grave for cremation ashes with Concrete Header to accept two caskets of remains	£1,015.45	£1,015.45	£0.00	0.00%
<b>2. Vaults</b>				
Resident Fee - Mini cremated remains vault	Price on Application	Price on Application		NA
Non-Resident Fee - Mini cremated remains vault	Price on Application	Price on Application		NA
Resident Fee - Other vaulted graves	Price on Application	Price on Application		NA
Non-Resident Fee - Other vaulted graves	Price on Application	Price on Application		NA
<b>3. Woodland Burials</b>				
Resident Fee - Standard grave (to accept Coffin/Casket up to 30" (76.20cm) in width)	£1,970.00	£1,970.00	£0.00	0.00%
Non-Resident Fee - Standard grave (to accept Coffin/Casket up to 30" (76.20cm) in width)	£2,265.50	£2,265.50	£0.00	0.00%
Resident Fee - Standard grave WITH TREE (to accept Coffin/Casket up to 30" (76.20cm) in width)	£2,318.00	£2,318.00	£0.00	0.00%
Non-Resident Fee - Standard grave WITH TREE (to accept Coffin/Casket up to 30" (76.20cm) in width)	£2,665.70	£2,665.70	£0.00	0.00%
<b>4. Reservation</b>				
Resident Fee - Grave Reservation Fee to be paid in addition to the Exclusive Right of Burial Fee relevant at the time of reservation. Applies to all full-sized graves purchased in reserve.	£250.00	£250.00	£0.00	0.00%
Non-Resident Fee - Grave Reservation Fee to be paid in addition to the Exclusive Right of Burial Fee relevant at the time of reservation. Applies to all full-sized graves purchased in reserve.	£287.50	£287.50	£0.00	0.00%
<b>INTERMENTS</b> (Maximum 1 hour appointment allocation per booking - ½ hr for items 7a - 7c). N.B. Maximum coffin width in a standard grave is 30" in width including a re-opened or pre-purchased grave.				
<b>5. Graves (including public graves)</b>				

Resident fee - Interment of a person aged 19 years or over	£1,065.00	£1,065.00	£0.00	0.00%
Non-Resident fee - Interment of a person aged 19 years or over	£1,065.00	£1,065.00	£0.00	0.00%
Resident Fee - Interment of a still born child (Includes non-viable foetal remains) or a child aged 18 years or below	£0.00	£156.00	NA	NA
Non-Resident Fee - Interment of a still born child (Includes non-viable foetal remains) or a child aged 18 years or below	£0.00	£156.00	NA	NA
Resident Fee - Organs, other body parts and tissue of a deceased person where deceased was aged 19 or above	£303.00	£303.00	£0.00	0.00%
Non-Resident Fee - Organs, other body parts and tissue of a deceased person where deceased was aged 19 or above	£303.00	£303.00	£0.00	0.00%
<b>6. Walled graves or vaults</b>				
Resident Fee - Interment of a still born child (Includes non-viable foetal remains) or a child aged 18 years or younger	£0.00	£156.00	NA	NA
Non-Resident Fee - Interment of a still born child (Includes non-viable foetal remains) or a child aged 18 years or younger	£0.00	£156.00	NA	NA
Resident Fee - Interment of a person aged 19 years or over	£1,065.00	£1,065.00	£0.00	0.00%
Non-Resident Fee - Interment of a person aged 19 years or over (exception applies, see below)	£1,065.00	£1,065.00	£0.00	0.00%
Other interment fees will apply for non-standard graves				
<b>7. Cremated Remains</b>				
Resident Fee - Interment of Cremated Remains in a grave or vault	£303.00	£303.00	£0.00	0.00%
Non-Resident Fee - Interment of Cremated Remains in a grave or vault	£303.00	£303.00	£0.00	0.00%
Resident Fee - Interment of cremated remains of a child aged 18 years or below	£158.00	£158.00	£0.00	0.00%
Non-Resident Fee - Interment of cremated remains of a child aged 18 years or below	£158.00	£158.00	£0.00	0.00%
Resident Fee - Where two interments take place at the same time an additional registration fee will be charged in place of the second interment fee. This applies to fees 5a - 7a	£177.00	£177.00	£0.00	0.00%
Non-Resident Fee - Where two interments take place at the same time an additional registration fee will be charged in place of the second interment fee. This applies to fees 5a - 7a	£177.00	£177.00	£0.00	0.00%
<b>8. Other</b>				

Interment of the Qu'ran pages by appointment at Handsworth Cemetery only	POA	POA	NA	NA
<b>9. Scattering of cremated remains</b>				
Resident Fee - Scattering of cremated remains on a grave when cremation did not take place at a Birmingham City Council Crematorium. The fee to witness scattering of cremated remains included	£105.00	£105.00	£0.00	0.00%
Non-Resident Fee - Scattering of cremated remains on a grave when cremation did not take place at a Birmingham City Council Crematorium. The fee to witness scattering of cremated remains included	£105.00	£105.00	£0.00	0.00%
Resident Fee -Witness scattering of cremated remains on a grave when cremation took place at a Birmingham City Council Crematorium. Where multiple scatterings take place on the same grave at the same time, this fee will only be applied once.	£48.00	£48.00	£0.00	0.00%
Resident Fee -Witness scattering of cremated remains on a grave when cremation took place at a Birmingham City Council Crematorium. Where multiple scatterings take place on the same grave at the same time, this fee will only be applied once.	£48.00	£48.00	£0.00	0.00%
<b>10. Walled graves</b>				
Resident fee - Cost of construction of walled grave, where available.	POA	POA	NA	NA
Non-Resident fee - Cost of construction of walled grave, where available.	POA	POA	NA	NA
<b>11. Concrete liners (Supply in additional to ERB and interment fee.)</b>				
Cost of a concrete liner for a standard sized grave	£1,300.00	£1,300.00	£0.00	0.00%
Cost of a concrete liner for a child's sized grave	£626.00	£626.00	£0.00	0.00%
<b>Memorials and Inscriptions (As defined within the Rules and Regulations in Respect of the Municipal Cemeteries).</b>				
	-	-	-	-
<b>12. Inscription</b>				
Resident Fee - Application for an additional inscription on grave memorial (N.B. The first name on memorial is FOC). Up to two names may be included on one application for this fee.	£68.00	£68.00	£0.00	0.00%
Non-Resident Fee - Application for an additional inscription on grave memorial (N.B. The first name on memorial is FOC). Up to two names may be included on one application for this fee.	£68.00	£68.00	£0.00	0.00%
Resident Fee - Additional inscriptions on various other memorials	POA	POA	NA	NA
Non-Resident Fee - Additional inscriptions on various other memorials	POA	POA	NA	NA

<b>13. Transfer Fee</b>				
Resident Fee - Transfer of ownership and subsequent registering of an existing Exclusive Right of Burial where the owner of the Exclusive Right of Burial is deceased and a burial is to take place, also transfer of ownership and subsequent registering of an Exclusive Right of Burial where transfer to a resident of Birmingham.	£71.00	£71.00	£0.00	0.00%
Non-Resident - WHERE THE TRANSFER OF A RESERVED GRAVE IS TO A NON-RESIDENT THEN AN ADDITIONAL 15% OF THE ORIGINAL EXCLUSIVE RIGHT OF BURIAL FEE WILL BE APPLIED TO THE TRANSFER FEE	Price on application	Price on application	NA	NA
<b>14. Declaration (loss of deed) or Repurchase of burial rights</b>				
Resident Fee - Preparation of indemnity upon notification of loss of an Exclusive Right of Burial.  Or  Preparation of Repurchase of Exclusive Right of Burial Agreement.	£71.00	£71.00	£0.00	0.00%
<b>ADDITIONAL CHARGES</b>				
	-	-	-	-
<b>15. Service</b>				
Resident Fee - Where a burial service takes longer than 1.15 hours from the appointed service time an additional fee will be applied – Charge will be applied for each half hour over and above the 1.15 hours.	£263.00	£263.00	£0.00	0.00%
Non-Resident Fee - Where a burial service takes longer than 1.15 hours from the appointed service time an additional fee will be applied – Charge will be applied for each half hour over and above the 1.15 hours.	£263.00	£263.00	£0.00	0.00%
Resident Fee - Where the service for an interment of cremated remains or an interment of a child aged 16 or below takes longer than 30 minutes from the appointed service time an additional fee will be applied.	£76.00	£76.00	£0.00	0.00%
Non-Resident Fee - Where the service for an interment of cremated remains or an interment of a child aged 16 or below takes longer than 30 minutes from the appointed service time an additional fee will be applied.	£76.00	£76.00	£0.00	0.00%
<b>16. Cancellation</b>				
Resident Fee - Late cancellation of funeral booking (after 10.00 hours on the working day prior to the funeral)	£258.00	£258.00	£0.00	0.00%
Non-Resident Fee - Late cancellation of funeral booking (after 10.00 hours on the working day prior to the funeral)	£258.00	£258.00	£0.00	0.00%

Resident Fee - Late cancellation / Non-attendance for booking of cremated remains interment (after 10.00 hours on the working day prior to the funeral)	£53.00	£53.00	£0.00	0.00%
Non-Resident Fee - Late cancellation / Nonattendance for booking of cremated remains interment (after 10.00 hours on the working day prior to the funeral)	£53.00	£53.00	£0.00	0.00%
Resident Fee - Late cancellation / Nonattendance for booking of scattering of cremated remains.	£21.00	£21.00	£0.00	0.00%
Non-Resident Fee - Late cancellation / Nonattendance for booking of scattering of cremated remains.	£21.00	£21.00	£0.00	0.00%
<b>17. Chapel</b>				
Resident Fee - Use of Handsworth cemetery chapel including use of organ and, if required, provision of recorded music.	£303.00	£303.00	£0.00	0.00%
Non-Resident Fee - Use of Handsworth cemetery chapel including use of organ and, if required, provision of recorded music.	£303.00	£303.00	£0.00	0.00%
<b>18. Other</b>				
Resident Fee - Additional work required on a grave where incorrect information was supplied on the notice of interment.	£121.00	£121.00	£0.00	0.00%
Non-Resident Fee - Additional work required on a grave where incorrect information was supplied on the notice of interment.	£121.00	£121.00	£0.00	0.00%
Resident Fee - Reprint of Deed due to incorrect information being supplied on the notice of interment and amendment of Statutory Registers.	£71.00	£71.00	£0.00	0.00%
Non-Resident Fee - Reprint of Deed due to incorrect information being supplied on the notice of interment and amendment of Statutory Registers.	£71.00	£71.00	£0.00	0.00%
Resident Fee - Postage of Deed by Recorded Delivery	£11.00	£11.00	£0.00	0.00%
Non-Resident Fee - Postage of Deed by Recorded Delivery	£11.00	£11.00	£0.00	0.00%
<b>CREMATION FEES - The fees detailed below include the use of the chapel, scattering of cremated remains in the Garden of Remembrance, Medical Referee's and (if required) use of organ and/or provision of recorded/Wesley music. Webcasting, personal tributes and recordings of services available at additional cost – POA</b>				
<b>1. Cremation</b>				
Person aged 19 years or above. The cremation fee includes an environmental charge of £56.00	£833.00	£833.00	£0.00	0.00%
Direct Cremation (08:30 appointment) Person aged 19 years or above. The cremation fee includes an environmental charge.	£580.00	£580.00	£0.00	0.00%
Where a cremation service takes place for two adults. The cremation fee includes an environmental charge of £56.00	£1,263.00	£1,263.00	£0.00	0.00%



Stillborn child, including non-viable foetal remains, or a child aged 18 years or below.	£0.00	£143.00	NA	NA
Organs, other body parts and tissue of a deceased person where the deceased was aged 19 or above.	£145.00	£145.00	£0.00	0.00%
Duplicate of Certificate of Cremation	15	15	£0.00	0.00%
<b>2. Chapel</b>				
Additional use of the crematorium chapel by appointment – Annexed to a cremation appointment only.	£303.00	£303.00	£0.00	0.00%
Use of crematorium chapel for memorial service	£404.00	£404.00	£0.00	0.00%
<b>3. Late</b>				
Where the funeral exceeds the allotted service time slot, the additional fee will be applied.	£424.00	£424.00	£0.00	0.00%
For funerals that arrive/commence more than 1 hour late, in addition to previous fees.	£505.00	£505.00	£0.00	0.00%
Late cancellation of a funeral booking (after 10.00 hours on the working day prior to the funeral).	£300.00	£300.00	£0.00	0.00%
<b>4. Cremated remains</b>				
Temporary deposit of cremated remains pending arrangements for disposal, per month. (Charge applied after the first month)	£72.00	£72.00	£0.00	0.00%
Witness scattering of cremated remains in the garden of remembrance where cremation takes place at a Birmingham City Council Crematorium	£54.00	£54.00	£0.00	0.00%
Scattering of cremated remains in the Garden of Remembrance when cremation took place at any other crematorium	£108.00	£108.00	£0.00	0.00%
<b>Parks</b>				
<b>Individual Use of Facilities</b>				
<b>Bowls</b>				
Adult	£7.00	£7.25	£0.25	3.57%
Juniors/Concessions	£4.00	£4.00	£0.00	0.00%
Season Ticket (Standard).	£95.00	£97.00	£2.00	2.11%
Team Match	£75.00	£76.50	£1.50	2.00%
<b>Fishing</b>				
Day Ticket - Adult	£14.00	£14.25	£0.25	1.79%
Juniors/Concessions	£6.50	£6.50	£0.00	0.00%
<b>Fishing Season Ticket: -</b>				
All park sites	£105.00	£110.00	£5.00	4.76%
Redgra Pitches (Inclusive of lights)				
<b>Without changing facilities:</b>				
Adult	£70.00	£72.00	£2.00	2.86%
Junior	£35.00	£36.00	£1.00	2.86%
<b>With changing facilities:</b>				
Adult	£110.00	£112.00	£2.00	1.82%
Junior	£65.00	£66.00	£1.00	1.54%
<b>Birmingham Wildlife Conservation Park Admission Charges</b>				
Adults	£7.50	£7.65	£0.15	2.00%

Adults accompanying a child under 3 years	£7.50	£7.65	£0.15	2.00%
Senior Citizens, Students	£5.70	£5.80	£0.10	1.75%
Child aged 3 to 15 years inclusive	£3.75	£3.80	£0.05	1.33%
Children under 3				
Family Day Ticket: (2 adults plus maximum of 3 children aged 3 - 15 years)	£24.50	£25.00	£0.50	2.04%
Family Day Ticket: (1 adult + 3 child aged 3 - 15 years)	£17.50	£18.00	£0.50	2.86%
Family Season Ticket: (2 adults plus maximum number of 3 children aged 3 - 15 years)	£88.50	£90.00	£1.50	1.69%
Single Adult Season Ticket: (1 adult plus maximum number of 3 children aged 3- 15 years)	£63.00	£64.00	£1.00	1.59%
Concessionary Season Ticket: (Senior Citizens)	£54.00	£55.00	£1.00	1.85%
Family Season Ticket Incl. Car Parking (2 adults plus maximum number of 3 children aged 3 - 15 years)	£129.00	£132.00	£3.00	2.33%
Single Adult Season Ticket Incl. Car Parking (1 adult plus maximum number of 3 children aged 3- 15 years)	£91.00	£93.00	£2.00	2.20%
Concessionary Season Ticket Incl. Car Parking (Senior Citizens)	£79.00	£81.00	£2.00	2.53%
<b>Parks - Events</b>				
<b>Use of Parks (Events)</b>				
Community use including friends' groups and volunteers = subject to negotiation	Subject to negotiation			
<b>Cannon Hill &amp; Sutton Park</b>				
<b>Small Events (attendance up to 499)</b>				
Commercial - operational days	Subject to negotiation			
Commercial - set-up/dismantling days	Subject to negotiation			
Non-commercial (incl. charities) - operational days	Subject to negotiation			
Non-commercial (inc charities) - set-up/dismantling days	Subject to negotiation			
<b>Major Events (attendance 500 or more)</b>				
Commercial - operational days	Subject to negotiation			
Commercial - set-up/dismantling days	Subject to negotiation			
Non-commercial (incl. charities) - operational days	Subject to negotiation			
Non-commercial (inc charities) - set-up/dismantling days	Subject to negotiation			
<b>Eastside Park, Handsworth Park, Kings Heath Park, Lickey Hills (including Cofton and Perry Parks for</b>				

<b>major concerts &amp; events with attendances above 20,000)</b>				
<b>Small Events (attendance up to 499)</b>				
Commercial - operational days	£2,160.00	£2,205.00	£45.00	2.08%
Commercial - set-up/dismantling days	£1,080.00	£1,100.00	£20.00	1.85%
Non-commercial (incl. charities) - operational days	£595.00	£605.00	£10.00	1.68%
Non-commercial (incl. charities) - set-up/dismantling days	£297.50	£305.00	£7.50	2.52%
<b>Major Events (attendance 500 or more)</b>				
Commercial - operational days	£4,310.00	£4,400.00	£90.00	2.09%
Commercial - set-up/dismantling days	£2,155.00	£2,200.00	£45.00	2.09%
Non-commercial (incl. charities) - operational days	£1,185.00	£1,210.00	£25.00	2.11%
Non-commercial (incl. charities) - set-up/dismantling days	£592.50	£605.00	£12.50	2.11%
<b>All Other Sites (all sites)</b>				
<b>Small Events (attendance up to 499)</b>				
Commercial - operational days	£570.00	£580.00	£10.00	1.75%
Commercial - set-up/dismantling days	£285.00	£290.00	£5.00	1.75%
Non-commercial (incl. charities) - operational days	£178.50	£180.00	£1.50	0.84%
Non-commercial (incl. charities) - set-up/dismantling days	£89.25	£90.00	£0.75	0.84%
<b>Major Events (attendance 500 or more)</b>				
Commercial - operational days	£1,135.00	£1,160.00	£25.00	2.20%
Commercial - set-up/dismantling days	£567.50	£580.00	£12.50	2.20%
Non-commercial (incl. charities) - operational days	£355.00	£360.00	£5.00	1.41%
Non-commercial (incl. charities) - set-up/dismantling days	£177.50	£180.00	£2.50	1.41%
<b>Wedding photographs and recordings</b>				
Commercial	£395.00	£405.00	£10.00	2.53%
Non commercial	£90.00	£92.00	£2.00	2.22%
Organised Group Activities E.g. Boot Camp, Forest Schools etc. = a minimum of 12% of gross income	£35.00	£36.00	£1.00	2.86%
<b>Filming in Parks</b>				
<b>Cannon Hill, Handsworth Park, Kings Heath Park, Lickey Hills &amp; Sutton Park</b>				
Up to 1 hour & Students	£120.00	£122.00	£2.00	1.67%
Filming with minimal hand held equipment - maximum 4 Hours	£305.00	£310.00	£5.00	1.64%
Filming with minimal hand held equipment - per day	£490.00	£500.00	£10.00	2.04%
Filming with vehicles and crew - maximum 4 hours	£490.00	£500.00	£10.00	2.04%
Filming with vehicles and crew - per day	£980.00	£1,000.00	£20.00	2.04%
<b>All Other Sites</b>				
Up to 1 hour & Students	£89.00	£91.00	£2.00	2.25%
Filming with minimal hand held equipment - maximum 4 Hours	£178.50	£182.50	£4.00	2.24%
Filming with minimal hand held equipment - per day	£360.00	£367.50	£7.50	2.08%
Filming with vehicles and crew - maximum 4 hours	£360.00	£367.50	£7.50	2.08%

Filming with vehicles and crew - per day	£860.00	£877.00	£17.00	1.98%
Season Ticket - maximum of 15 hires	£3,930.00	£4,010.00	£80.00	2.04%
Season Ticket - maximum of 30 hires	£7,855.00	£8,000.00	£145.00	1.85%
<b>Car Parking</b>				
Cannon Hill Park, up to 2 hours	NA	£2.00		
Cannon Hill Park, 2 to 4 hours	£2.80	£3.00	£0.20	7.14%
Cannon Hill Park, 4 - 16 1/2 hours	£4.20	£4.50	£0.30	7.14%
Cannon Hill Park - per coach	£21.00	£22.50	£1.50	7.14%
Sutton Park - subject to further consultation regarding the rollout of the Parks Car Parking Scheme	£2.00	£2.00	£0.00	0.00%
<b>Parks room hire facilities</b>				
Community Room (30 people)	£35.00	£36.00	£1.00	2.86%
Annual charge - minimum fee subject to hire agreement	£2,940.00	£3,000.00	£60.00	2.04%
Charge per teaching area per games session (Senior Citizens)	£72.00	£73.00	£1.00	1.39%
<b>School Hire</b>				
Attendance up to and including 499	£178.50	£183.50	£5.00	2.80%
Attendance above 500	£360.00	£370.00	£10.00	2.78%
<b>Parks ranger service - educational sessions (including schools)</b>				
Group - max 30	£190.00	£195.00	£5.00	2.63%
Group - max 30	£310.00	£320.00	£10.00	3.23%
Community Group talks or guided walks	£78.75	£80.00	£1.25	1.59%
Equipment hire	£36.75	£37.00	£0.25	0.68%
<b>Funfairs in Parks</b>				
<b>Cannon Hill, Handsworth Park, Kings Heath Park, Lickey Hills &amp; Sutton Park</b>				
Up to 5 Adult Rides	£735.00	£750.00	£15.00	2.04%
6 Adult Rides	£810.00	£830.00	£20.00	2.47%
7 Adult Rides	£920.00	£940.00	£20.00	2.17%
8 Adult Rides	£1,060.00	£1,085.00	£25.00	2.36%
Up to 9 Adult Rides	£1,185.00	£1,210.00	£25.00	2.11%
<b>All Other Sites</b>				
Up to 5 Adult Rides	£450.00	£460.00	£10.00	2.22%
6 Adult Rides	£480.00	£490.00	£10.00	2.08%
7 Adult Rides	£565.00	£575.00	£10.00	1.77%
8 Adult Rides	£650.00	£665.00	£15.00	2.31%
Up to 9 Adult Rides	£725.00	£740.00	£15.00	2.07%
<b>Football</b>				
<b>FOOTBALL - Saturday</b>				
<b>Charge per match</b>				
Senior Match & changing facilities	£92.00	£94.50	£2.50	2.72%
Junior Match & changing facilities	£40.00	£41.00	£1.00	2.50%
Small Sided Match & changing facilities	£22.00	£22.50	£0.50	2.27%

Senior Match no changing facilities	£46.00	£47.00	£1.00	2.17%
Junior Match no changing facilities	£29.25	£30.00	£0.75	2.56%
Small Sided Match & no changing facilities	£16.25	£16.50	£0.25	1.54%
<b>Seasonal Licence* with facilities</b>				
Senior	£2,050.00	£2,090.00	£40.00	1.95%
Junior	£890.00	£908.00	£18.00	2.02%
Small Sided Match & changing facilities	£505.00	£515.00	£10.00	1.98%
<b>Seasonal Licence* without facilities</b>				
Senior	£875.00	£893.00	£18.00	2.06%
Junior	£425.50	£434.00	£8.50	2.00%
Small Sided Match & no changing facilities	£208.50	£213.00	£4.50	2.16%
<b>FOOTBALL - Sunday (AM = game finishes up to &amp; including 11.59am; PM = game starts from 12 noon onwards)</b>				
<b>Charge per match</b>				
Senior Match & changing facilities - PM	£115.00	£117.50	£2.50	2.17%
Senior Match and changing Facilities - AM	£133.50	£136.50	£3.00	2.25%
Junior Match & changing facilities	£52.00	£53.00	£1.00	1.92%
Small Sided Match & changing facilities	£27.50	£28.00	£0.50	1.82%
Senior Match no changing facilities - PM	£58.00	£59.00	£1.00	1.72%
Senior Match no changing facilities - AM	£72.75	£74.00	£1.25	1.72%
Junior Match no changing facilities	£28.75	£29.00	£0.25	0.87%
Small Sided Match & no changing facilities	£16.50	£17.00	£0.50	3.03%
<b>Seasonal Licences*</b>				
Senior Match & changing facilities - PM	£2,284.00	£2,330.00	£46.00	2.01%
Senior Match and changing Facilities - AM	£2,725.00	£2,780.00	£55.00	2.02%
Junior Match & changing facilities	£1,320.00	£1,346.00	£26.00	1.97%
Small Sided Match & changing facilities	£645.00	£658.00	£13.00	2.02%
Senior Match no changing facilities - PM	£1,330.00	£1,357.00	£27.00	2.03%
Senior Match no changing facilities - AM	£1,595.00	£1,627.00	£32.00	2.01%
Junior Match no changing facilities	£805.00	£821.00	£16.00	1.99%
Small Sided Match & no changing facilities	£400.00	£408.00	£8.00	2.00%
<b>Rugby</b>				
<b>RUGBY - Saturday - charge per match</b>				
Senior Match & changing facilities	£85.00	£87.00	£2.00	2.35%
Junior Match & changing facilities	£41.50	£42.00	£0.50	1.20%
Senior Match no changing facilities	£35.25	£36.00	£0.75	2.13%
Junior Match no changing facilities	£29.50	£30.00	£0.50	1.69%
<b>Seasonal Licence* with facilities</b>				
Senior	£1,985.00	£2,025.00	£40.00	2.02%
Junior	£990.00	£1,010.00	£20.00	2.02%
<b>Seasonal Licence* without facilities</b>				
Senior	£920.00	£938.00	£18.00	1.96%
Junior	£460.00	£469.00	£9.00	1.96%

<b>TRAINING SESSIONS WITH FLOODLIGHTS - charge per session</b>				
Midweek with facilities per session	£92.50	£94.00	£1.50	1.62%
Midweek without facilities per session	£60.00	£61.50	£1.50	2.50%
<b>RUGBY - Sunday - charge per match</b>				
Senior Match & changing facilities	£101.00	£103.00	£2.00	1.98%
Junior Match & changing facilities	£50.25	£51.00	£0.75	1.49%
Senior Match no changing facilities	£49.25	£50.00	£0.75	1.52%
Junior Match no changing facilities	£29.50	£30.00	£0.50	1.69%
<b>Seasonal Licence* with facilities</b>				
Senior	£2,577.00	£2,628.00	£51.00	1.98%
Junior	£1,281.50	£1,305.00	£23.50	1.83%
<b>Seasonal Licence* without facilities</b>				
Senior	£1,457.00	£1,486.00	£29.00	1.99%
Junior	£707.50	£721.00	£13.50	1.91%
<b>Cricket</b>				
<b>CRICKET - Evening &amp; Sat</b>				
<b>charging per match</b>				
Senior Match & changing facilities	£65.50	£69.00	£3.50	5.34%
Junior Match & changing facilities	£35.50	£37.50	£2.00	5.63%
Senior Match no changing facilities	£39.00	£41.00	£2.00	5.13%
Junior Match no changing facilities	£24.00	£25.00	£1.00	4.17%
Practice Nets - Per session (Half Day)	£25.00	£26.00	£1.00	4.00%
Seasonal License Grade 1 Facilities (Handsworth Park only)	£1,276.00	£1,340.00	£64.00	5.02%
<b>Seasonal Licence* with facilities</b>				
Senior	£808.50	£849.00	£40.50	5.01%
Junior	£438.50	£460.50	£22.00	5.02%
<b>Seasonal Licence* without facilities</b>				
Senior	£488.50	£513.00	£24.50	5.02%
Junior	£258.50	£271.50	£13.00	5.03%
<b>CRICKET - Sunday</b>				
<b>Charging per match</b>				
Senior Match changing facilities	£84.00	£88.50	£4.50	5.36%
Junior Match & changing facilities	£47.00	£49.50	£2.50	5.32%
Senior Match no changing facilities	£52.50	£55.50	£3.00	5.71%
Junior Match no changing facilities	£28.50	£30.00	£1.50	5.26%
Practice Nets - Per session (Half Day)	£26.50	£28.00	£1.50	5.66%
Seasonal License Grade 1 Facilities (Handsworth Park only)	£1,691.00	£1,776.00	£85.00	5.03%
<b>Seasonal Licence* with facilities</b>				
Senior	£1,067.00	£1,121.00	£54.00	5.06%
Junior	£567.00	£596.00	£29.00	5.11%
<b>Seasonal Licence* without facilities</b>				
Senior	£693.00	£728.00	£35.00	5.05%

Junior	£360.00	£378.00	£18.00	5.00%
Artificial Wicket Hire (no changing facilities) - Seasonal Licence	£105.00	£110.50	£5.50	5.24%
Artificial Wicket Hire (no changing facilities) - per match	£39.00	£41.00	£2.00	5.13%
<b>Garden and Bulky Waste</b>				
Garden Waste (Annual)	£50.00	£50.00	£0.00	0.00%
Bulky Waste (Per collection)	£35.00	£35.70	£0.70	2.00%
<b>Trade Waste Collection</b>				
Sacks (Annual Contract)	Price on Request			
Sacks (Quarterly Contract)	Price on Request			
Sacks Prepaid	Price on Request			
Sacks City Centre	Price on Request			
Wheeled Bins (240 litres)	Price on Request			
Wheeled Bins (360 litres)	Price on Request			
Wheeled Bins (660 litres – 50kg net)	Price on Request			
Wheeled Bins (660 litres – 80kg net)	Price on Request			
Continental Containers (1100 litres – 150kg net)	Price on Request			
Continental Containers (1100 litres – 180kg net)	Price on Request			
Continental Containers (1280 litres)	Price on Request			
Paladins (0.96m <sup>3</sup> containers)	Price on Request			
Powell Duffryn	Price on Request			
<b>Skips/Mechanical Sweeper</b>				
Skips by Individual Load (6.12 m <sup>3</sup> )	Price on Request			
Skips by Individual Load (10.70 m <sup>3</sup> )	Price on Request			
Front Loading (9.18 m <sup>3</sup> )	Price on Request			
Skips using Rear End Loading Vehicle (6.12 m <sup>3</sup> )	Price on Request			
Skips using Rear End Loading Vehicle (10.70 m <sup>3</sup> )	Price on Request			
Rolonof (Price will be dependent on type of material collected/disposed)	Price on Request			
Minimum charge for one hour	Price on Request			
Minimum charge for half hour	Price on Request			

Issue of Duty of Care Certificate (Annual Season Ticket)	Price on Request			
Reconnection charge[1]	Price on Request			
Reconnection charge[1]	Price on Request			
<u>[1] The reconnection fee is to cover costs relating to non-payment of invoices which result in cancellation and subsequent reconnection of services.</u>				
- - - -				
<b>Hire of Mechanical Sweeping Vehicle and Driver</b>				
Minimum charge for one hour	Price on Request			
Emptying of cesspools (per visit)	Price on Request			
Commercial clinical waste collection: Sacks	Price on Request			
Commercial Clinical waste box (4 litres)	Price on Request			
Commercial Clinical waste box (30 litres)	Price on Request			
Clinical Waste Three Part Consignment Note	Price on Request			
<b>Trade Recycling Collections</b>				
Trade recycling services fulfil a demand from businesses to recycle more of their waste. The provision of such services also assists BCC to further reduce landfill and responds to the national Waste Strategy 2007 and associated national and local carbon reduction agenda.				
<b>Trade Waste Collection</b>				
<b>The following table shows the charges previously agreed for 2017/18 and the charges proposed for 2018/19.</b>	Price on Request			
Prepaid Cardboard Recycling Tape - 50m Roll	Price on Request			
240 litre Recycling Container Paper & Cardboard	Price on Request			
240 litre Recycling Container Mixed Multi	Price on Request			
360 litre Recycling Container Paper & Cardboard	Price on Request			
360 litre Recycling Container Mixed Multi	Price on Request			
660 litre Recycling Container Paper and Cardboard	Price on Request			
660 litre Recycling Container Mixed Multi	Price on Request			
Consideration will be given to free paper & card recycling services to use as a competitive edge for significant contracts i.e. worth more than £7,000 per annum.	Price on Request			
1100 Glass Recycling	Price on Request			



[2] This new service is underutilised and as part of a marketing strategy it is proposed to keep it at its current rate.	Price on Request			
<b>Trade Waste Street Cleaning Events Rates</b>				
Beat Sweepers/Litter Pickers (per hour)	Price on Request			
Driver (per hour)	Price on Request			
Class 2 Driver (per hour)	Price on Request			
Small Mechanical Sweeper (per hour)	Price on Request			
Large Mechanical Sweeper (per hour)	Price on Request			
Sideloader - 3 Crew (per hour)	Price on Request			
Alley Cat - 3 Crew (per hour)	Price on Request			
<b>Sport &amp; Leisure</b>				
Prices in Sport and Leisure are for reference by Cabinet and Full Council only. The prices below were agreed via a Cabinet Member Decision and implemented from 1 January				
<b>Birmingham Alexander Stadium</b>				
<b>ATHLETICS</b>				
Senior Athletics Events - 1 day	£1,423.40	£1,423.40	£0.00	0.00%
Junior Athletics Events - 1 day	£962.80	£962.80	£0.00	0.00%
<b>Service/ Charge for sporting events</b>				
Alexander Stadium Main Track only	NA	£175.00	NA	NA
Alexander Stadium Main Centre Green Only	NA	£175.00	NA	NA
Alexander Stadium Community Track & Centre Green Combined	NA	£175.00	NA	NA
Main Arena Centre Green hire	NA	£175.00	NA	NA
Main Arena running track	NA	£175.00	NA	NA
Warm up track plus infield for throws	NA	£175.00	NA	NA
West Stand seating area (without track or field hire)	NA	£150.00	NA	NA
South Lounge	NA	£100.00	NA	NA
North Lounge (by agreement with BCU)	NA	£100.00	NA	NA
Reception (Exclusive use)	NA	£50.00	NA	NA
All ancillary rooms level 0	NA	£37.50	NA	NA
Emergency Control Room (free with full stadium hire)	NA	£75.00	NA	NA
Box 1 & 2 (combined next to ECR)	NA	£150.00	NA	NA
Boxes 3 or 4 (smaller incl. King's Box)	NA	£100.00	NA	NA
Boxes 1, 2, 5 or 6	NA	£120.00	NA	NA
North Plaza	NA	£75.00	NA	NA
South Plaza	NA	£75.00	NA	NA
East Stand seating area (without track or infield)	NA	£100.00	NA	NA
3G Pitch hire	NA	£175.00	NA	NA
2 x player changing rooms (West Stand)	NA	£100.00	NA	NA

1 x match officials changing rooms (West Stand)	NA	£35.00	NA	NA
Medical room (west stand)	NA	£37.50	NA	NA
Floodlights	NA	£82.00	NA	NA
Strength and Conditioning Gym (Coach Required)	NA	£150.00	NA	NA
PT trainer	NA	£60.00	NA	NA
Main function suite (games family lounge)	NA	£175.00	NA	NA
Main Function suite Annex (room 2.39)	NA	£100.00	NA	NA
<b>OTHER FACILITIES</b>				
Additional Staff (e.g. Stewards)	£28.05	£28.05	£0.00	0.00%
Additional outside throwing cage	£193.85	£193.85	£0.00	0.00%
Additional pole vault runway	£193.85	£193.85	£0.00	0.00%
Additional high jump bed (max = 3)	£193.85	£193.85	£0.00	0.00%
Additional Stand	£272.15	£272.15	£0.00	0.00%
Floodlighting	£84.75	£84.75	£0.00	0.00%
Prices above are for Commercial use and may be reduced at the Managers discretion for Community use, schools / charities etc	na	£2,400.00		
West Stand Lower tier	Included with community price	Included with community price		
Accommodation	Included with community price	Included with community price		
Commentary Box and Public Address System	Included with community price	Included with community price		
One Throwing Cage	Included with community price	Included with community price		
One Pole Vault Runway/Bed	Included with community price	Included with community price		
One High Jump Bed	Included with community price	Included with community price		
Physio Block	Included with community price	Included with community price		
Two Members of Staff on Trackside	Included with community price	Included with community price		
Track and Field Equipment	Included with community price	Included with community price		
All the above is subject to availability	Included with community price	Included with community price		
Main function suite (games family lounge) conference booking day rate	NA	£3000 per day		
Track and Field Equipment		£0.00		
All the above is subject to availability				
<b>Sport &amp; Leisure</b>				
<b>OTHER FACILITIES/ACTIVITIES</b>				
Holding Deposit	£708.45	£722.60	£14.15	2.00%
<b>Indoor Hall</b>				
Indoor Hall Exclusive use max 10 per area	£38.30	£39.10	£0.80	2.09%
Indoor Hall Exclusive use per area 13.00-15.30hrs	£83.15	£84.80	£1.65	1.98%
Indoor Hall Exclusive use all areas	£302.90	£309.00	£6.10	2.01%
Indoor Hall per session Adult	£6.45	£6.60	£0.15	2.33%
Indoor Hall per session Junior	£3.30	£3.40	£0.10	3.03%
Indoor Hall per session PTL	£5.15	£5.30	£0.15	2.91%

<b>GMAC</b>				
Kitchen	£36.15	£36.90	£0.75	2.07%
Viewing Gallery	£36.15	£36.90	£0.75	2.07%
Meeting Room	£36.15	£36.90	£0.75	2.07%
Martial Arts Room 1	£89.60	£91.40	£1.80	2.01%
Martial Arts Room 2	£70.20	£71.60	£1.40	1.99%
Martial Arts Room 3	£70.20	£71.60	£1.40	1.99%
<b>GMAC activities</b>				
Aikido Adult	£7.55	£7.70	£0.15	1.99%
Aikido Junior	£5.70	£5.80	£0.10	1.75%
Judo Adult	£7.75	£7.90	£0.15	1.94%
Judo Junior	£4.10	£4.20	£0.10	2.44%
Karate Adult	£7.55	£7.70	£0.15	1.99%
Karate Junior	£5.70	£5.80	£0.10	1.75%
Karate Family	£16.20	£16.50	£0.30	1.85%
The above room hire prices are guide prices for non-profit making organisations. Commercial rates are an additional 60% extra. Consumables and set-up and de-rig times are not included in prices listed.				
For all Sport and Leisure fees and charges Adults are classified as people aged 16years and over				
<b>Community Leisure Centres</b>				
Fees are inclusive of VAT where applicable				
<b>Sport &amp; Leisure</b>				
<b>FACILITIES</b>				
<b>Sports Hall</b>				
Sports Hall - whole - Shard End Adult	£54.00	£56.70	£2.70	5.00%
Sports Hall - whole - Shard End Junior	£34.55	£36.30	£1.75	5.07%
Tarmac/Hard Surface	£22.10	£23.20	£1.10	4.98%
<b>ACTIVITIES</b>				
<b>Badminton</b>				
Kingstanding	£9.75	£10.20	£0.45	4.62%
Saltley	£9.75	£10.20	£0.45	4.62%
<b>Netball</b>				
Netball Court - indoor - Saltley	£54.05	£56.80	£2.75	5.09%
Netball Court - indoor - Kingstanding	£37.05	£38.90	£1.85	4.99%
<b>Cricket</b>				
Cricket Nets - Saltley	£35.00	£36.80	£1.80	5.14%
<b>Fitness session - Junior</b>				
Shard End	£4.30	£4.50	£0.20	4.65%
<b>Group Fitness (Exercise classes)</b>				
Shard End	£5.75	£6.00	£0.25	4.35%
<b>MISCELLANEOUS CHARGES</b>				
Equipment Hire	£2.55	£2.70	£0.15	5.88%

<b>PASSPORT TO LEISURE</b>				
<b>Registration Fee</b>				
Birmingham Residents	£6.00	£6.30	£0.30	5.00%
<b>Sports Development</b>				
<b>Tennis / Gymnastics / Swimming</b>				
<i>Fees are inclusive of VAT where applicable</i>				
<b>Sport &amp; Leisure</b>				
<b>TENNIS DEVELOPMENT 12 Weeks unless Stated</b>				
<b>JUNIOR</b>				
Mini Tots	£69.10	£76.00	£6.90	9.99%
Mini Tots - PTL	£55.25	£60.80	£5.55	10.05%
Mini Tennis - Red 45 min	£92.30	£101.50	£9.20	9.97%
Mini Tennis - Red 45 min - PTL	£73.95	£81.30	£7.35	9.94%
Mini Tennis - Orange 45 min	£92.30	£101.50	£9.20	9.97%
Mini Tennis - Orange 45 min - PTL	£73.95	£81.30	£7.35	9.94%
Mini Tennis - Green - 1 hour	£121.50	£133.70	£12.20	10.04%
Mini Tennis - Green - 1 hour - PTL	£97.20	£106.90	£9.70	9.98%
Junior Tennis 1 & 2	£143.10	£157.40	£14.30	9.99%
Junior Tennis 1 & 2 - PTL	£114.45	£125.90	£11.45	10.00%
Teen Tennis 1, 2 & 3	£143.10	£157.40	£14.30	9.99%
Teen Tennis 1, 2 & 3 - PTL	£114.45	£125.90	£11.45	10.00%
Teen Tennis 1, 2 & 3 - Outdoors	£105.80	£116.40	£10.60	10.02%
Teen Tennis 1, 2 & 3 - Outdoors - PTL	£84.75	£93.20	£8.45	9.97%
<b>ADULT</b>				
Adult - 60 mins - beginner	£143.10	£157.40	£14.30	9.99%
Adult - 60 mins - beginner - PTL	£114.45	£125.90	£11.45	10.00%
Adult - 90 mins	£164.15	£180.60	£16.45	10.02%
Adult - 90 mins - PTL	£131.20	£144.30	£13.10	9.98%
Adult - drill & tactics	£120.40	£132.40	£12.00	9.97%
Adult - drill & tactics - PTL	£96.10	£105.70	£9.60	9.99%
Adult - rusty rackets (6 weeks)	£58.30	£64.10	£5.80	9.95%
Adult - rusty rackets (6 weeks) - PTL	£46.95	£51.60	£4.65	9.90%
Course less than 12 weeks will be pro-rata.				
<b>GYMNASTICS DEVELOPMENT</b>				
<b>JUNIOR GYMNASTS</b>				
Elite Gymnastics - 4+ Sessions per week	£82.60	£90.90	£8.30	10.05%
2nd Child - 4 Sessions	£62.60	£68.90	£6.30	10.06%
3rd Child - 4 Sessions	£54.00	£59.40	£5.40	10.00%
Elite Gymnastics - 4+ Sessions PTL	£65.85	£72.40	£6.55	9.95%
Elite Gymnastics - 3 Sessions per week	£65.30	£71.80	£6.50	9.95%
2nd Child - 3 Sessions	£48.60	£53.50	£4.90	10.08%
3rd Child - 3 Sessions	£42.65	£46.90	£4.25	9.96%
Elite Gymnastics - 3 Sessions PTL	£52.35	£57.60	£5.25	10.03%

Elite Gymnastics - 1- 2 Sessions per week	£47.50	£52.30	£4.80	10.11%
2nd Child - 1 - 2 Sessions	£35.60	£39.20	£3.60	10.11%
3rd Child - 1 -2 Sessions	£31.85	£35.00	£3.15	9.89%
Elite Gymnastics - 1- 2 Sessions PTL	£37.80	£41.60	£3.80	10.05%
Recreational Classes	£76.65	£84.30	£7.65	9.98%
Recreational Classes - 2nd Child	£56.70	£62.40	£5.70	10.05%
Recreational Classes - 3rd Child	£48.60	£53.50	£4.90	10.08%
Recreational Classes PTL	£61.55	£67.70	£6.15	9.99%
Advanced Recreational Class	£112.85	£124.10	£11.25	9.97%
Recreational Classes - 2nd Child	£85.30	£93.80	£8.50	9.96%
Recreational Classes - 3rd Child	£74.50	£82.00	£7.50	10.07%
Recreational Classes PTL	£90.15	£99.20	£9.05	10.04%
4th Child FREE for all groups				
<b>ADULT</b>				
Floor Gymnastics	£7.55	£8.30	£0.75	9.93%
PTL	£5.90	£6.50	£0.60	10.17%
<b>SWIMMING DEVELOPMENT</b>				
Open National Group - City Resident	£101.50	£103.50	£2.00	1.97%
Open National Group - City Non-resident	£113.40	£115.70	£2.30	2.03%
Open National Group - Passport-to-Leisure	£81.00	£82.60	£1.60	1.98%
Open National Group - 2nd Child in Same Group	£75.60	£77.10	£1.50	1.98%
National Development Group - City Resident	£95.00	£96.90	£1.90	2.00%
National Development Group - City Non-resident	£106.90	£109.00	£2.10	1.96%
National Development Group - Passport-to-Leisure	£76.10	£77.60	£1.50	1.97%
National Development Group - 2nd Child in Same Group	£66.95	£68.30	£1.35	2.02%
National Synchronised Group - City Resident	£81.00	£82.60	£1.60	1.98%
National Synchronised Group - City Non-resident	£95.00	£96.90	£1.90	2.00%
National Synchronised Group - Passport-to-Leisure	£64.80	£66.10	£1.30	2.01%
National Synchronised Group - 2nd Child in Same Group	£60.45	£61.70	£1.25	2.07%
Youth Synchronised Group - City Resident	£71.25	£72.70	£1.45	2.04%
Youth Synchronised Group - City Non-resident	£82.05	£83.70	£1.65	2.01%
Youth Synchronised Group - Passport-to-Leisure	£57.20	£58.30	£1.10	1.92%
Youth Synchronised Group - 2nd Child in Same Group	£54.00	£55.10	£1.10	2.04%
Junior Synchronised Group - City Resident	£62.60	£63.90	£1.30	2.08%
Junior Synchronised Group - City Non-resident	£76.10	£77.60	£1.50	1.97%
Junior Synchronised Group - Passport-to-Leisure	£50.20	£51.20	£1.00	1.99%
Junior Synchronised Group - 2nd Child in Same Group	£46.40	£47.30	£0.90	1.94%
Learn to Synchro Swim - City Resident	£28.05	£28.60	£0.55	1.96%
Learn to Synchro Swim -City Non-resident	£32.90	£33.60	£0.70	2.13%
Learn to Synchro Swim - Passport-to-Leisure	£22.65	£23.10	£0.45	1.99%
<b>Sport &amp; Leisure</b>				

Learn to Synchro Swim - 2nd Child in Same Group	£19.40	£19.80	£0.40	2.06%
For all Sport and Leisure fees and charges Adults are classified as people aged 16 years and over				
<b>Leisure Centres - Facility Hire &amp; Miscellaneous</b>				
<b>Fees are inclusive of VAT where applicable</b>				
<b>INDOOR SPORTS</b>				
<b>8-day Advance Booking Leisure Card membership</b>				
(+ £1.00 per court for 8-day advance booking)				
<b>Sports Hall</b>				
Nechells (8 badminton court hall)	£126.35	£136.50	£10.15	8.03%
Cocks Moors Woods (8 courts)	£130.65	£141.10	£10.45	8.00%
Wyndley (5 courts)	£78.80	£85.10	£6.30	7.99%
Fox Hollies (4 court)	£78.80	£85.10	£6.30	7.99%
Handsworth (4 court)	£71.25	£77.00	£5.75	8.07%
Small Heath (4 court)	£59.40	£64.20	£4.80	8.08%
New Stechford (4 court)	£79.35	£85.70	£6.35	8.00%
<b>Badminton</b>				
Fox Hollies	£9.75	£10.20	£0.45	4.62%
Wyndley	£9.75	£10.20	£0.45	4.62%
Cocks Moors Woods	£9.75	£10.20	£0.45	4.62%
Handsworth	£9.75	£10.20	£0.45	4.62%
Small Heath	£9.75	£10.20	£0.45	4.62%
Great Barr	£9.75	£10.20	£0.45	4.62%
Nechells	£9.75	£10.20	£0.45	4.62%
New Stechford	£9.75	£10.20	£0.45	4.62%
<b>Squash</b>				
Fox Hollies	£9.75	£10.20	£0.45	4.62%
Small Heath	£9.75	£10.20	£0.45	4.62%
Wyndley	£9.75	£10.20	£0.45	4.62%
<b>OUTDOOR SPORTS</b>				
<b>Wyndley Artificial Pitch</b>				
Adult	£165.20	£178.40	£13.20	7.99%
Junior	£83.15	£89.80	£6.65	8.00%
1/3 rd Pitch	£56.70	£61.20	£4.50	7.94%
1/3 rd Pitch Junior	£30.20	£32.60	£2.40	7.95%
Wyndley Practice Area	£65.85	£71.10	£5.25	7.97%
Wyndley Practice Area Junior	£32.90	£35.50	£2.60	7.90%
<b>Sport &amp; Leisure</b>				
<b>Small Heath - Artificial Pitch</b>				
Adult	£118.80	£128.30	£9.50	8.00%
1/3 rd Pitch	£39.95	£43.10	£3.15	7.88%
<b>Fox Hollies - Artificial Pitch</b>				
Adult	£156.60	£169.10	£12.50	7.98%
Junior	£79.35	£85.70	£6.35	8.00%

1/3 rd Pitch	£51.80	£55.90	£4.10	7.92%
<b>Artificial Pitch - Saltley</b>				
Adult	£143.60	£155.10	£11.50	8.01%
Adult 1/3 Pitch	£57.75	£62.40	£4.65	8.05%
<b>Artificial Pitch - Colmers</b>				
Adult 1/3 Pitch	£49.65	£53.60	£3.95	7.96%
Adult Full Pitch	£147.40	£159.20	£11.80	8.01%
Junior 1/3 Pitch	£37.80	£40.80	£3.00	7.94%
Junior Full Pitch	£111.75	£120.70	£8.95	8.01%
<b>Wyndley Sports Meetings</b>				
Adult - Midweek	£296.45	£320.20	£23.75	8.01%
Adult - Weekend	£361.80	£390.70	£28.90	7.99%
Junior - Midweek	£204.10	£220.40	£16.30	7.99%
Junior - Weekend	£219.20	£236.70	£17.50	7.98%
Netball	£24.70	£26.70	£2.00	8.10%
Nechells - Multi Use Area	£22.65	£24.50	£1.85	8.17%
Cricket: Outdoor Practice Nets	£24.70	£26.70	£2.00	8.10%
<b>BILLESLEY INDOOR TENNIS CENTRE</b>				
<b>Indoor Court Hire</b>				
Peak Times - Adult	£26.75	£28.90	£2.15	8.04%
Peak Times - Junior	£12.85	£13.90	£1.05	8.17%
Off Peak	£11.30	£12.20	£0.90	7.96%
Weekends	£21.60	£23.30	£1.70	7.87%
School Use	£12.35	£13.30	£0.95	7.69%
<b>Outdoor Court Hire</b>				
Peak times - Adult	£12.85	£13.90	£1.05	8.17%
Peak times - Junior	£7.10	£7.70	£0.60	8.45%
Off peak - Adult	£10.30	£11.10	£0.80	7.77%
Off Peak - Junior	£5.45	£5.90	£0.45	8.26%
<b>TABLE TENNIS</b>				
Cocks Moors Woods	£8.40	£9.10	£0.70	8.33%
Fox Hollies	£8.40	£9.10	£0.70	8.33%
<b>Sport &amp; Leisure</b>				
Nechells	£8.40	£9.10	£0.70	8.33%
Wyndley	£8.40	£9.10	£0.70	8.33%
<b>NON-COMMERCIAL ROOM HIRE</b>				
<b>Room Hire</b>				
Calthorpe Play Centre	£29.85	£32.20	£2.35	7.87%
Stanhope Wellbeing Hub	£29.85	£32.20	£2.35	7.87%
<b>Firs &amp; Bromford Wellbeing Hub</b>				
Aston Pavilion	£43.75	£47.30	£3.55	8.11%
<b>Conference Suite</b>				
Cocks Moors Woods LC - Conference Suite	£70.00	£75.60	£5.60	8.00%

Cocks Moors Woods LC - Conference Suite	£212.65	£229.70	£17.05	8.02%
Cocks Moors Woods LC - Conference Suite	£354.30	£382.60	£28.30	7.99%
<b>Dance Studio</b>				
Cocks Moors Woods LC - Dance Studio 2	£35.50	£38.30	£2.80	7.89%
Cocks Moors Woods LC - Dance Studio 1	£116.90	£126.30	£9.40	8.04%
Wyndley LC	£35.50	£38.30	£2.80	7.89%
Fox Hollies LC	£34.50	£37.30	£2.80	8.12%
Handsworth	£34.50	£37.30	£2.80	8.12%
Handsworth VAT	£42.20	£45.60	£3.40	8.06%
Harborne	£60.25	£65.10	£4.85	8.05%
New Erdington	£60.25	£65.10	£4.85	8.05%
New Northfield	£60.25	£65.10	£4.85	8.05%
New Stechford	£60.25	£65.10	£4.85	8.05%
New Sparkhill	£60.25	£65.10	£4.85	8.05%
Ladywood	£60.25	£65.10	£4.85	8.05%
<b>Indoor/Outdoor Sports</b>				
Short Mat Bowls	£4.30	£4.50	£0.20	4.65%
Running Track	£4.30	£4.50	£0.20	4.65%
For all Sport and Leisure fees and charges Adults are classified as people aged 16 years and over				
<b>Fitness Gym</b>				
Billesley Tennis Centre	£7.80	£8.20	£0.40	5.13%
Cocks Moors Woods	£7.80	£8.20	£0.40	5.13%
Fox Hollies	£7.80	£8.20	£0.40	5.13%
Alexander Stadium	£7.80	£8.20	£0.40	5.13%
<b>Sport &amp; Leisure</b>				
Nechells	£7.20	£7.60	£0.40	5.56%
Saltley	£7.80	£8.20	£0.40	5.13%
Wyndley	£7.80	£8.20	£0.40	5.13%
Kingstanding	£7.80	£8.20	£0.40	5.13%
Shard End	£7.50	£7.90	£0.40	5.33%
Small Heath LC and Nechells	£7.50	£7.90	£0.40	5.33%
Beeches Pool	£7.80	£8.20	£0.40	5.13%
Harborne	£7.80	£8.20	£0.40	5.13%
New Erdington	£7.80	£8.20	£0.40	5.13%
New Northfield	£7.80	£8.20	£0.40	5.13%
New Stechford	£7.80	£8.20	£0.40	5.13%
New Sparkhill	£7.80	£8.20	£0.40	5.13%
Ladywood	£7.80	£8.20	£0.40	5.13%
Individual PTL - discount 20% off-peak & 10% peak				
Reduced price for juniors				
<b>Programmes</b>				
Induction - Starter Programme	£16.95	£17.80	£0.85	5.01%
Induction - Starter Programme (PTL)	£13.55	£14.20	£0.65	4.80%



Induction - Starter Programme Junior	£7.90	£8.30	£0.40	5.06%
Induction - Personal Programme	£31.40	£33.00	£1.60	5.10%
Induction - Personal Programme (PTL)	£25.10	£26.40	£1.30	5.18%
Programme Review	£3.25	£3.40	£0.15	4.62%
Personal Fitness Trainer 1 to 1	£48.90	£51.30	£2.40	4.91%
<b>Fitness Gym + Sauna combined ticket</b>				
Beeches	£12.35	£13.00	£0.65	5.26%
Gym & Sauna combined ticket PTL price reductions 30% off-peak and 10% peak				
Pulse Point users must be aged over 16, unless under instruction from a suitably qualified coach / instructor				
Handsworth Wellbeing Centre	£10.15	£10.70	£0.55	5.42%
New Erdington	£10.15	£10.70	£0.55	5.42%
New Sparkhill	£10.15	£10.70	£0.55	5.42%
Ladywood	£10.15	£10.70	£0.55	5.42%
<b>Sport &amp; Leisure</b>				
<b>Free Weight Gym Small Heath only</b>				
Individual Session Small Heath LC	£7.50	£7.90	£0.40	5.33%
Induction Small Heath	£8.95	£9.40	£0.45	5.03%
Induction (PTL)	£7.20	£7.60	£0.40	5.56%
PowerPoint users must be aged over 16, unless under instruction from a suitably qualified coach / instructor.				
<b>EXERCISE TO MUSIC GROUP CLASSES</b>				
<b>Instructed Classes</b>				
Aerobics (all group fitness classes)	£7.70	£8.10	£0.40	5.19%
AquaTone	£7.70	£8.10	£0.40	5.19%
Aquafit	£7.70	£8.10	£0.40	5.19%
Yoga	£8.50	£8.90	£0.40	4.71%
Body training systems	£7.70	£8.10	£0.40	5.19%
Studio Cycling	£7.70	£8.10	£0.40	5.19%
<b>TONING TABLES @ Kingstanding LC</b>				
Toning Tables	£7.60	£8.00	£0.40	5.26%
Toning Tables (PTL)	£6.05	£6.40	£0.35	5.79%
Toning Tables (Course)	£67.95	£71.30	£3.35	4.93%
<b>HEALTH SUITES</b>				
<b>Sauna, Steam, Turkish</b>				
Steam Room/Sauna	£11.30	£11.90	£0.60	5.31%
Steam/Sauna Cabinet	£5.00	£5.30	£0.30	6.00%
Turkish	£11.80	£12.40	£0.60	5.08%
Turkish PTL	£9.45	£9.90	£0.45	4.76%
<b>Showers</b>				
Adult/Junior	£3.15	£3.30	£0.15	4.76%
<b>MONTHLY MEMBERSHIPS SCHEMES</b>				

<b>Your Choice Memberships paid by Direct Debit</b>				
Premier Choice (Cross service)	£35.50	£35.50	£0.00	0.00%
Fitness Choice (Gym Only Multi site Wellbeing)	£31.00	£31.00	£0.00	0.00%
Fitness Choice (Classes Only Multi Site Wellbeing)	£23.00	£23.00	£0.00	0.00%
Aqua Choice (Swimming Only Multi site Wellbeing)	£25.00	£25.00	£0.00	0.00%
Premier Choice Student Tiverton	£34.50	£34.50	£0.00	0.00%
<b>Sport &amp; Leisure</b>				
<b>Site specific health &amp; fitness monthly memberships not paid by Direct Debit</b>				
Gym & swim combined	£49.00	£51.50	£2.50	5.10%
Swim only	£37.00	£38.90	£1.90	5.14%
Leisure Centre Booking Card	£17.00	£17.90	£0.90	5.29%
For all Sport and Leisure fees and charges Adults are classified as people aged 16 years and over				
<b>SWIMMING POOL REGULAR HIRE</b>				
<b>Main Pool - Peak</b>				
Wyndley	£170.60	£184.20	£13.60	7.97%
Kingstanding	£172.80	£186.60	£13.80	7.99%
Fox Hollies	£125.25	£135.30	£10.05	8.02%
Beeches	£110.15	£119.00	£8.85	8.03%
Small Heath	£109.05	£117.80	£8.75	8.02%
Handsworth	£96.10	£103.80	£7.70	8.01%
Newtown	£96.10	£103.80	£7.70	8.01%
Moseley Road	£93.95	£101.50	£7.55	8.04%
Harborne	£170.60	£184.20	£13.60	7.97%
New Erdington	£170.60	£184.20	£13.60	7.97%
New Northfield	£170.60	£184.20	£13.60	7.97%
New Stechford	£170.60	£184.20	£13.60	7.97%
New Sparkhill	£170.60	£184.20	£13.60	7.97%
Ladywood	£227.85	£246.10	£18.25	8.01%
<b>Main Pool - Off Peak</b>				
Kingstanding	£124.20	£134.10	£9.90	7.97%
Wyndley	£112.30	£121.30	£9.00	8.01%
Fox Hollies	£93.95	£101.50	£7.55	8.04%
Beeches	£79.90	£86.30	£6.40	8.01%
Newtown	£79.90	£86.30	£6.40	8.01%
Small Heath	£77.75	£84.00	£6.25	8.04%
Handsworth	£72.35	£78.10	£5.75	7.95%
Moseley Road	£79.90	£86.30	£6.40	8.01%
Harborne	£124.20	£134.10	£9.90	7.97%
New Erdington	£124.20	£134.10	£9.90	7.97%
New Northfield	£124.20	£134.10	£9.90	7.97%
New Stechford	£124.20	£134.10	£9.90	7.97%
New Sparkhill	£124.20	£134.10	£9.90	7.97%

<b>Sport &amp; Leisure</b>				
Ladywood	£165.20	£178.40	£13.20	7.99%
<b>Teaching Pool - Peak</b>				
Wyndley	£100.40	£108.40	£8.00	7.97%
Handsworth	£96.10	£103.80	£7.70	8.01%
Linden Road	£88.55	£95.60	£7.05	7.96%
Newtown	£68.00	£73.40	£5.40	7.94%
Moseley Road	£68.00	£73.40	£5.40	7.94%
Harborne	£100.40	£108.40	£8.00	7.97%
New Erdington	£100.40	£108.40	£8.00	7.97%
New Northfield	£100.40	£108.40	£8.00	7.97%
New Stechford	£100.40	£108.40	£8.00	7.97%
New Sparkhill	£100.40	£108.40	£8.00	7.97%
Ladywood	£100.40	£108.40	£8.00	7.97%
<b>Teaching Pool - Off Peak</b>				
Wyndley	£68.00	£73.40	£5.40	7.94%
Handsworth	£63.70	£68.80	£5.10	8.01%
Linden Road	£63.70	£68.80	£5.10	8.01%
Newtown	£54.00	£58.30	£4.30	7.96%
Moseley Road	£54.00	£58.30	£4.30	7.96%
Harborne	£68.00	£73.40	£5.40	7.94%
New Erdington	£68.00	£73.40	£5.40	7.94%
New Northfield	£68.00	£73.40	£5.40	7.94%
New Stechford	£68.00	£73.40	£5.40	7.94%
New Sparkhill	£68.00	£73.40	£5.40	7.94%
Ladywood	£68.00	£73.40	£5.40	7.94%
<b>OCCASIONAL POOL HIRE - GALA ETC</b>				
Main Pools				
Cocks Moors Woods (Leisure pool)	£380.15	£410.60	£30.45	8.01%
Wyndley	£380.15	£410.60	£30.45	8.01%
Kingstanding (Leisure Pool)	£380.15	£410.60	£30.45	8.01%
Fox Hollies	£219.20	£236.70	£17.50	7.98%
<b>Sport &amp; Leisure</b>				
Handsworth	£160.90	£173.80	£12.90	8.02%
Beeches	£160.90	£173.80	£12.90	8.02%
Small Heath	£160.90	£173.80	£12.90	8.02%
Newtown	£160.90	£173.80	£12.90	8.02%
Harborne	£219.20	£236.70	£17.50	7.98%
New Erdington	£219.20	£236.70	£17.50	7.98%
New Northfield	£219.20	£236.70	£17.50	7.98%
New Stechford	£219.20	£236.70	£17.50	7.98%
New Sparkhill	£219.20	£236.70	£17.50	7.98%
Ladywood	£506.50	£547.00	£40.50	8.00%

School galas/events in normal schools' hours	£97.20	£105.00	£7.80	8.02%
Timing Equipment	£82.05	£88.60	£6.55	7.98%
<b>Teaching Pools</b>				
Wyndley	£133.90	£144.60	£10.70	7.99%
Linden Road	£108.00	£116.60	£8.60	7.96%
Handsworth	£98.25	£106.10	£7.85	7.99%
Newtown	£85.30	£92.10	£6.80	7.97%
Stechford	£84.20	£90.90	£6.70	7.96%
Moseley Road	£63.70	£68.80	£5.10	8.01%
Harborne	£133.90	£144.60	£10.70	7.99%
New Erdington	£133.90	£144.60	£10.70	7.99%
New Northfield	£133.90	£144.60	£10.70	7.99%
New Stechford	£133.90	£144.60	£10.70	7.99%
New Sparkhill	£133.90	£144.60	£10.70	7.99%
Ladywood	£133.90	£144.60	£10.70	7.99%
Charge for first 100 people. Add £1.00 per head over 100 people. The occasional hire rates take into account the need for staff safety cover.				
Galas and special events scheduled to extend into daytime public use shall be subject to a special application and a negotiated rate.				
<b>Sport &amp; Leisure</b>				
Bookings by organisations based outside the city should be subject to a negotiated hire charge, Based on a minimum of the occasional hire charge.				
<b>OTHER CHARGES</b>				
<b>Hire charge for staff lifeguard</b>				
One Leisure Assistant	£33.45	£36.10	£2.65	7.92%
<b>Schools Instruction Programme</b>				
Schools Swimming (including instructor)	£50.75	£54.80	£4.05	7.98%
Schools Swimming (including instructor)	£75.60	£81.60	£6.00	7.94%
Additional Swimming Instructor	£28.60	£30.90	£2.30	8.04%
Swimming Badges	£0.00	£0.00	£0.00	0
Distance	£3.55	£3.80	£0.25	7.04%
Skills	£3.55	£3.80	£0.25	7.04%
Badge Sessions award	£3.75	£4.10	£0.35	9.33%
Old Strokes Badges	£2.45	£2.60	£0.15	6.12%
<b>NOTES</b>				
1) If a club whose headquarters are at one of the City Council's Swimming Pools or Leisure Centres has at least eight of its members participating in the junior group of the Advanced Coaching Scheme, then that club is entitled to pay the off-peak hire charge for one club session per week, up to a maximum of 3 hours, at the pool serving as its headquarters.				
2) 25% reduction on hire fee is given to designated lifesaving clubs/groups who (a) are affiliated to the RLSS Warwickshire Branch and b) offer courses and				

examinations leading to the RLSS UK/ISRM National Pool Lifeguard Qualification, or the RLSS UK rescue Test for Teachers and Coaches of swimming.				
3) School Use-				
Birmingham LEA schools - not applicable / internal charge				
Non-LEA Birmingham schools - Exempt if for educational purposes				
For all Sport and Leisure fees and charges Adults are classified as people aged 16years and over				
<b>Swimming, Strokes Instruction and Strikes Instruction</b>				
<i>Fees are inclusive of VAT where applicable</i>				
<b>Sport &amp; Leisure</b>				
<b>GENERAL SWIMMING</b>				
<b>Cocks Moors Woods / Fox Hollies / Kingstanding / Stechford / Wyndley / Erdington / Sparkhill / Harborne / Northfield</b>				
Adult	£5.75	£6.00	£0.25	4.35%
Adult (PTL)	£4.60	£4.80	£0.20	4.35%
Junior under 16	£3.70	£3.90	£0.20	5.41%
Spectator	£1.00	£1.10	£0.10	10.00%
Group swim	£3.35	£3.50	£0.15	4.48%
Family Swim**	£15.45	£16.20	£0.75	4.85%
Family Swim (PTL)	£12.35	£13.00	£0.65	5.26%
<b>All other swimming pools</b>				
Adult	£5.55	£5.80	£0.25	4.50%
Adult (PTL)	£4.40	£4.60	£0.20	4.55%
Junior	£3.60	£3.80	£0.20	5.56%
Junior (PTL)	£2.85	£3.00	£0.15	5.26%
Spectator	£1.00	£1.10	£0.10	10.00%
Group swim	£3.35	£3.50	£0.15	4.48%
Family Swim **	£14.70	£15.40	£0.70	4.76%
Family Swim (PTL)	£11.70	£12.30	£0.60	5.13%
Under 8's - only 2 under 8s allowed in with one adult at all times, both in and out of the water.				
<b>STROKES - SWIMMING INSTRUCTION</b>				
<b>Strokes for Life Course</b>				
Junior	£70.20	£77.20	£7.00	9.97%
Junior PTL	£56.15	£61.80	£5.65	10.06%
Junior Coaching	£77.75	£85.50	£7.75	9.97%
Adult	£82.05	£90.30	£8.25	10.05%
Adult PTL	£65.85	£72.40	£6.55	9.95%
Adult - Sixty Plus	£51.30	£56.40	£5.10	9.94%
Adult - Individual lesson	£9.90	£10.90	£1.00	10.10%
<b>Sport &amp; Leisure</b>				
<b>Strokes for Life Adult &amp; Child</b>				

Course Registration Fee	£26.20	£28.80	£2.60	9.92%
Course Individual Lesson Fee (each week)	£4.20	£4.60	£0.40	9.52%
Individual Lesson	£7.10	£7.80	£0.70	9.86%
Mini Splash Session for Parent & Child	£5.90	£6.50	£0.60	10.17%
<b>Strokes for Life Junior Ducklings</b>				
First Strokes course 12 weeks max of 8 children	£77.30	£85.00	£7.70	9.96%
First Strokes course 12 weeks max of 4 children	£134.45	£147.90	£13.45	10.00%
<b>Strokes for Life Stage 10</b>				
Canoeing	£77.30	£85.00	£7.70	9.96%
Water polo	£77.30	£85.00	£7.70	9.96%
Synchronised swimming	£77.30	£85.00	£7.70	9.96%
Rookie lifeguard	£77.30	£85.00	£7.70	9.96%
Swim Fit	£77.30	£85.00	£7.70	9.96%
<b>Strokes for Life - Challenge awards - 12-week course</b>				
Bronze / Silver / Gold	£70.20	£77.20	£7.00	9.97%
<b>Holiday Crash Courses</b>				
Junior (5-Day)	£34.00	£37.40	£3.40	10.00%
Junior (4-Day)	£30.65	£33.70	£3.05	9.95%
Junior (5-Day)	£46.40	£51.00	£4.60	9.91%
Junior (4-Day)	£39.95	£43.90	£3.95	9.89%
Adult (5-Day)	£45.35	£49.90	£4.55	10.03%
Adult (4-Day)	£34.00	£37.40	£3.40	10.00%
<b>Strokes for Life Premier Strokes Junior</b>				
Junior - individual lesson - one-to-one	£30.65	£33.70	£3.05	9.95%
Junior - Individual less two juniors / one instructor	£26.65	£29.30	£2.65	9.94%
Junior course group of 4	£133.25	£146.60	£13.35	10.02%
Junior - course - group of six	£124.70	£137.20	£12.50	10.02%
<b>Strokes for Life Premier Strokes Adult</b>				
Adult - individual lesson 1 - 1	£29.45	£32.40	£2.95	10.02%
<b>Sport &amp; Leisure</b>				
Adult - 12 week	£263.05	£289.40	£26.35	10.02%
Adult - individual lesson 2 - 1	£26.65	£29.30	£2.65	9.94%
Adult - 12 week 1 - 6	£124.70	£137.20	£12.50	10.02%
Adult - 12 week 1 - 4	£146.30	£160.90	£14.60	9.98%
Revised pricing incorrect corporate prices stated				
No PTL price reduction on Premier Strokes individual lessons				
20% PTL price reduction on all other Strokes courses				
<b>STRIKES - GROUP FOOTBALL INSTRUCTION</b>				
<b>12-week courses</b>				
Junior	£70.20	£77.20	£7.00	9.97%
Junior PTL	£56.15	£61.80	£5.65	10.06%
First Kicks 12 week	£51.30	£56.40	£5.10	9.94%

<i>PTL discount is 20% off the standard price</i>				
<b>DRY INSTRUCTION</b>				
<b>12-week courses</b>				
Gymfants - 12 week	£70.20	£77.20	£7.00	9.97%
Gymbounce - 12 week	£70.20	£77.20	£7.00	9.97%
Gymfants P&P	£7.85	£8.60	£0.75	9.55%
<b>Cultural Development - Film Birmingham</b>				
<b>Street Filming (non-refundable)</b>				
Small crew – up to 10 people	£60.00	£65.00	£5.00	8.33%
Medium crew – 11-24 people	£141.00	£150.05	£9.05	6.42%
Large crew -25 + people	£270.50	£280.50	£10.00	3.70%
Very large crew – 75 + people	£435.00	£455.00	£20.00	4.60%
Charity / Students / Travelogues	£0.00	£0.00	£0.00	0
Drone Permits	£173.00	£180.00	£7.00	4.05%
<b>Parking</b>				
Parking Suspensions (per bay)	£40.00	£40.00	£0.00	0.00%
Parking dispensation (per vehicle)	£18.00	£18.00	£0.00	0.00%
Location Fees per hour	£50.00	£55.00	£5.00	10.00%
Location Fees per hour	200	£210.00	£10.00	5.00%
<b>Cultural Development - Film Birmingham</b>				
Facilitation/Staffing per hour	£50.00	£55.00	£5.00	10.00%
Facilitation/Staffing per hour	£75.00	£80.00	£5.00	6.67%
<b>Temporary Traffic Restrictions</b>				
Road Traffic Notice	£560.00-£2700.00	£560.00-£2700.00		
Cherry Picker/Scaffold Permits	£45.00	£48.00	£3.00	6.67%
Library of Birmingham (per hour)	£150.00	£160.00	£10.00	6.67%
Library of Birmingham (Student/Charity per hour)	£25.00	£26.00	£1.00	4.00%
<b>GMAC</b>				
1 quarter of Hire of Gymnastics Hall per hour	£132.00	£134.60	£2.60	1.97%
Half Gymnastics Hall per hour	£264.00	£269.30	£5.30	2.01%
Whole Gymnastics Hall per hour	£528.00	£538.60	£10.60	2.01%
<b>Parks Fees</b>				
<b>Premiere Parks Cannon Hill, Handsworth Park, Kings Heath Park, Lickey Hills &amp; Sutton Park</b>				
Up to 1 hour & Students	£120.00	£122.40	£2.40	2.00%
Filming with minimal equipment (handheld) max 4 hours	£305.00	£311.10	£6.10	2.00%
Filming with minimal equipment (handheld) per day	£490.00	£499.80	£9.80	2.00%
Filming with vehicles and crew max 4 hours	£490.00	£499.80	£9.80	2.00%
Filming with vehicles and crew per day	£980.00	£999.60	£19.60	2.00%
<b>All other Parks</b>				
Up to 1 hour & Students	£89.00	£90.80	£1.80	2.02%
Filming with minimal equipment (handheld) max 4 hours	£178.50	£182.10	£3.60	2.02%

Filming with minimal equipment (handheld) per day	£360.60	£367.80	£7.20	2.00%
Filming with vehicles and crew max 4 hours	£360.60	£367.80	£7.20	2.00%
Filming with vehicles and crew per day	£860.00	£877.20	£17.20	2.00%
<b>Car Parking</b>				
<b>Specific Legislation Impacting on Service Area</b>				
<b>Rationale for change in pricing/pricing policy</b>				
<b>Link to Budget 2019+</b>				
<b>ON-STREET PARKING CHARGES</b>				
<b>Outer Zone, Jewellery Quarter Zone and Gun Quarter Zone</b>				
<b>Monday to Saturday 8am - 6pm</b>				
Up to 1 hour	£1.60	£1.70	£0.10	6.25%
Up to 2 hours	£2.30	£2.40	£0.10	4.35%
Up to 3 hours	£3.70	£4.00	£0.30	8.11%
Up to 4 hours	£4.70	£5.00	£0.30	6.38%
<b>Overnight 5pm - 9am and all-day Sunday</b>				
Annual	£105.00	£112.00	£7.00	6.67%
<b>Overnight 5pm - 9am and all-day Saturday &amp; Sunday</b>				
Annual	£210.00	£225.00	£15.00	7.14%
<b>Jewellery Quarter and Gun Zone Season Tickets</b>				
Annual (residents)	£273.00	£290.00	£17.00	6.23%
Annual (local employees)	£346.00	£365.00	£19.00	5.49%
<b>Eastside Zone (Cashless Payment Only)</b>				
<b>Monday to Saturday 8am - 7.30pm</b>				
Up to 1 hour	£1.60	£1.70	£0.10	6.25%
Up to 2 hours	£2.30	£2.40	£0.10	4.35%
Up to 3 hours	£3.70	£4.00	£0.30	8.11%
Up to 4 hours	£4.70	£5.00	£0.30	6.38%
<b>Digbeth and Irish Quarter</b>				
Up to 1 hour	£1.50	£1.60	£0.10	6.67%
Up to 2 hours	£2.20	£2.40	£0.20	9.09%
Up to 3 hours	£3.50	£3.70	£0.20	5.71%
Up to 4 hours	£4.50	£4.80	£0.30	6.67%
<b>Resident and business Permits</b>				
Residents Permit	£263.00	£280.00	£17.00	6.46%
Business Permit	£336.00	£360.00	£24.00	7.14%
<b>Dale Road (Cashless Payments Only)</b>				
<b>Monday to Saturday 8am - 7pm</b>				
Up to 1 hour	£0.80	£0.90	£0.10	12.50%
Up to 2 hours	£1.40	£1.50	£0.10	7.14%
Up to 3 hours	£1.90	£2.00	£0.10	5.26%



Up to 4 hours	£2.10	£2.20	£0.10	4.76%
<b>RESIDENT PARKING SCHEMES</b>				
<b>Resident Permit</b>				
First Permit	£19.00	£20.00	£1.00	5.26%
Second and Subsequent Permits	£38.00	£40.00	£2.00	5.26%
<b>Resident Visitor Permit</b>				
<b>The permits are available in pads of five permits</b>				
Change per permit	£0.75	£0.80	£0.05	6.67%
<b>Business Permit</b>				
Suburban areas	£142.00	£149.00	£7.00	4.93%
<b>OFF - STREET PARKING CHARGES</b>				
<b>Great Charles Street and Ludgate Hill Car Parks</b>				
<b>Monday - Friday</b>				
Up to 2 hours	£3.10	£3.30	£0.20	6.45%
Up to 4 hours	£5.20	£5.60	£0.40	7.69%
Up to 6 hours	£6.70	£7.10	£0.40	5.97%
Up to 12 hours	£7.70	£8.20	£0.50	6.49%
Up to 24 hours	£8.70	£9.20	£0.50	5.75%
<b>Saturday and Sunday</b>				
All day until midnight	£4.20	£4.50	£0.30	7.14%
<b>PARADISE CIRCUS MULTI - STOREY CAR PARK</b>				
<b>Everyday</b>				
Up to 2 hours	£3.10	£3.30	£0.20	6.45%
Up to 4 hours	£5.20	£5.50	£0.30	5.77%
Up to 6 hours	£7.20	£7.60	£0.40	5.56%
Up to 12 hours	£10.80	£11.40	£0.60	5.56%
Up to 24 hours	£13.50	£14.30	£0.80	5.93%
<b>Season Tickets</b>				
<b>Monday - Friday 7:00 am to 7:00pm</b>				
Three Calendar Months	£600.00	£630.00	£30.00	5.00%
Six Calendar Months	£1,075.00	£1,130.00	£55.00	5.12%
Annually	£1,950.00	£2,050.00	£100.00	5.13%
<b>Everyday 7:00 to Midnight</b>				
Three Calendar Months	£670.00	£710.00	£40.00	5.97%
Six Calendar Months	£1,180.00	£1,241.00	£61.00	5.17%
Annually	£2,200.00	£2,315.00	£115.00	5.23%
<b>All day every day</b>				
Three Calendar Months	£695.00	£732.00	£37.00	5.32%
Six Calendar Months	£1,270.00	£1,335.00	£65.00	5.12%
Annually	£2,300.00	£2,420.00	£120.00	5.22%
<b>SNOW HILL MULTI - STOREY CAR PARK</b>				
<b>Everyday</b>				
Up to 2 hours	£4.10	£4.30	£0.20	4.88%

Up to 4 hours	£6.20	£6.60	£0.40	6.45%
Up to 6 hours	£9.50	£10.00	£0.49	5.21%
Up to 12 hours	£13.20	£14.00	£0.80	6.06%
Up to 24 hours	£16.30	£18.00	£1.70	10.43%
It is proposed to retain the all - day flat rate charge of £1.00 for the parking of motorcycles in the motorcycle bays at this car park				
<b>Season Tickets</b>				
<b>Monday - Friday 7:00 am to 7:00pm</b>				
Three Calendar Months	£670.00	£720.00	£50.00	7.46%
Six Calendar Months	£1,300.00	£1,390.00	£90.00	6.92%
Annually	£2,550.00	£2,710.00	£160.00	6.27%
<b>Everyday 7:00 to Midnight</b>				
Three Calendar Months	£800.00	£860.00	£60.00	7.50%
Six Calendar Months	£1,550.00	£1,640.00	£90.00	5.81%
Annually	£2,850.00	£3,050.00	£200.00	7.02%
<b>All day every day</b>				
Three Calendar Months	£940.00	£990.00	£50.00	5.32%
Six Calendar Months	£1,850.00	£1,950.00	£100.00	5.41%
Annually	£3,500.00	£3,700.00	£200.00	5.71%
<b>TOWN HALL MULTI - STOREY CAR PARK</b>				
<b>Everyday</b>				
Up to 2 hours	£4.10	£4.30	£0.20	4.88%
Up to 4 hours	£6.20	£6.60	£0.40	6.45%
Up to 6 hours	£9.50	£10.00	£0.49	5.21%
Up to 12 hours	£13.20	£14.00	£0.80	6.06%
Up to 24 hours	£16.30	£18.00	£1.70	10.43%
<b>Season Tickets</b>				
<b>Monday - Friday 7:00 am to 7:00pm</b>				
Three Calendar Months	£670.00	£720.00	£50.00	7.46%
Six Calendar Months	£1,300.00	£1,390.00	£90.00	6.92%
Annually	£2,550.00	£2,710.00	£160.00	6.27%
<b>Monday - Friday 7:00pm to Midnight</b>				
Three Calendar Months	£720.00	£780.00	£60.00	8.33%
Six Calendar Months	£1,420.00	£1,510.00	£90.00	6.34%
Annually	£2,800.00	£3,000.00	£200.00	7.14%
<b>All day every day</b>				
Three Calendar Months	£930.00	£980.00	£50.00	5.38%
Six Calendar Months	£1,700.00	£1,800.00	£100.00	5.88%
Annually	£3,000.00	£3,200.00	£200.00	6.67%
<b>DUDLEY STREET &amp; NAVIGATION STREET CAR PARK</b>				
<b>Everyday</b>				
All day (motorcycles only)	£1.00	£1.10	£0.10	10.00%
Up to 2 hours	£3.60	£3.80	£0.20	5.56%

Up to 4 hours	£6.20	£6.60	£0.40	6.45%
Up to 6 hours	£9.30	£9.80	£0.49	5.32%
Up to 12 hours	£12.40	£13.10	£0.70	5.65%
Up to 24 hours	£14.50	£15.30	£0.80	5.52%
It is proposed to retain the all-day flat rate charge of £1.00 for the parking of motorcycles in the motorcycle bays at Dudley Street car park				
<b>MILLENIUM POINT MULTI-STOREY CAR PARK</b>				
<b>Everyday</b>				
Up to 2 hours	£3.10	£3.30	£0.20	6.45%
Up to 4 hours	£5.10	£5.40	£0.30	5.88%
Up to 6 hours	£5.90	£6.30	£0.40	6.78%
Up to 12 hours	£6.90	£7.30	£0.40	5.80%
Up to 24 hours	£9.80	£10.30	£0.50	5.10%
<b>Season Tickets</b>				
<b>Monday - Friday 7:00am - 7:00pm</b>				
Three Calendar Months	£305.00	£320.00	£15.00	4.92%
Six Calendar Months	£515.00	£545.00	£30.00	5.83%
Annually	£970.00	£1,020.00	£50.00	5.15%
<b>All Day Every Day</b>				
Three Calendar Months	£420.00	£445.00	£25.00	5.95%
Six Calendar Months	£760.00	£800.00	£40.00	5.26%
Annually	£1,295.00	£1,365.00	£70.00	5.41%
<b>Car Parking</b>				
<b>JEWELLERY QUARTER MULTI-STOREY CAR PARK</b>				
<b>Everyday</b>				
Up to 2 hours	£2.10	£2.30	£0.20	9.52%
Up to 4 hours	£3.10	£3.30	£0.20	6.45%
Up to 6 hours	£4.90	£5.20	£0.30	6.12%
Up to 10 hours	£6.90	£7.30	£0.40	5.80%
<b>Season Tickets</b>				
<b>All day Every Day</b>				
Three Calendar Months	£255.00	£270.00	£15.00	5.88%
Six Calendar Months	£475.00	£500.00	£25.00	5.26%
Annually	£895.00	£945.00	£50.00	5.59%
<b>Levels 4, 5 and 6 Local employees only)</b>				
Annually	£415.00	£440.00	£25.00	6.02%
<b>BREWERY STREET MULTI-STOREY CAR PARK</b>				
Up to 6 hours	£10.30	£11.10	£0.80	7.77%
Up to 24 hours	£20.80	£22.00	£1.20	5.77%
<b>VICTORIA ROAD CAR PARK</b>				
Up to 2 hours	£0.90	£1.00	£0.10	11.11%
Up to 4 hours	£1.80	£1.90	£0.10	5.56%
All Day	£3.00	£3.20	£0.20	6.67%

Season Tickets all day every day:				
3 Calendar Months	£180.00	£190.00	£10.00	5.56%
6 Calendar Months	£330.00	£350.00	£20.00	6.06%
Annual	£600.00	£631.00	£31.00	5.17%
<b>DUCHESS ROAD CAR PARK</b>				
Up to 2 hours	£1.10	£1.30	£0.20	18.18%
Up to 4 hours	£2.20	£2.40	£0.20	9.09%
Up to 24 hours	£3.40	£3.70	£0.30	8.82%
Season Tickets all day every day:				
3 Calendar Months	£190.00	£200.00	£10.00	5.26%
6 Calendar Months	£370.00	£390.00	£20.00	5.41%
Annual	£680.00	£720.00	£40.00	5.88%
<b>ALL LOCAL CAR PARKS</b>				
<b>Monday to Saturday</b>				
Up to 2 hours	£1.10	£1.20	£0.10	9.09%
Up to 4 hours	£2.30	£2.50	£0.20	8.70%
Up to 24 hours	£4.50	£4.80	£0.30	6.67%
<b>Sunday</b>				
Up to 2 hours	£1.00	£1.10	£0.10	10.00%
Up to 10 hours	£2.00	£2.10	£0.10	5.00%
<b>NORTHFIELD TOWN CENTRE</b>				
<b>Monday to Saturday</b>				
Up to 2 hours	£1.10	£1.20	£0.10	9.09%
Up to 4 hours	£2.30	£2.50	£0.20	8.70%
Up to 24 hours	£4.00	£4.80	£0.80	20.00%
<b>Sunday</b>				
Up to 2 hours	£1.30	£1.40	£0.10	7.69%
Up to 10 hours	£2.30	£2.50	£0.20	8.70%
<b>Car Parking</b>				
<b>SUTTON COLDFIELD TOWN CENTRE</b>				
<b>Monday to Saturday</b>				
Up to 2 hours	£1.40	£1.50	£0.10	7.14%
Up to 4 hours	£2.40	£2.50	£0.10	4.17%
Up to 24 hours	£4.50	£4.80	£0.30	6.67%
<b>Sunday</b>				
Up to 2 hours	£1.30	£1.40	£0.10	7.69%
Up to 10 hours	£2.30	£2.50	£0.20	8.70%
<b>ON-STREET PARKING CHARGES</b>				
<b>Inner Zone</b>				
<b>Monday to Sunday 8am to 7.30pm</b>				
Up to 1 hour	£3.60	£3.80	£0.20	5.56%
Up to 90 minutes (after 6pm)	£3.80	£4.00	£0.20	5.26%
Up to 2 hours	£6.20	£6.50	£0.30	4.84%

Up to 3 hours	£7.70	£8.20	£0.50	6.49%
Up to 4 hours	£9.70	£10.20	£0.50	5.10%
<b>Season Tickets and Residents Permits</b>				
<b>Replacements</b>				
Vehicle Change	£12.00	£12.60	£0.60	5.00%
Lost/Stolen/Damaged Season Ticket or Permit	£22.00	£23.20	£1.20	5.45%
<b>Refunds</b>				
Charge per Season Ticket or Permit	£16.00	£16.80	£0.80	5.00%
<b>Parking Dispensations and Suspensions</b>				
Dispensation to park on double yellow lines or contravene parking restrictions in exceptional and essential circumstances	£19.00	£20.00	£1.00	5.26%
Daily Charge Per Bay (Bays 1-3)	£15.00	£15.75	£0.75	5.00%
Daily Charge for Additional Bays (multiples of 3, or part thereof)	£15.00	£15.75	£0.75	5.00%
Charge for set up/take down	£70.00	£73.50	£3.50	5.00%
Admin Charge	£15.00	£15.75	£0.75	5.00%
Any additional costs associated with temporary suspension				
<b>Permanent Loss of on-street parking bays due to development or change of use</b>				
Charge to developers for loss of on street bay, where displaced bay cannot be located in near vicinity	Full Cost	Full Cost		
Any additional costs associated with loss of bay (i.e. amending Traffic Regulation Order, relocating ticket machines)	Full Cost	Full Cost		
<b>Transportation, Connectivity &amp; Highways</b>				
<b>Highways - Dropped Kerbs</b>				
Dropped Kerb Site Inspection Fee	£97.95	£103.00	£5.05	5.15%
Dropped Kerb Administration Fee	£281.46	£296.00	£14.54	5.17%
Dropped Kerb Construction Cost	At Cost	At Cost		
Dropped Kerb Construction during planned Footway maintenance - discounted as per Council's technical policy plus administration	£226.82	£239.00	12.18	5.37%
Inspection of Illegally Constructed Dropped Kerb	£386.63	£406.00	£19.37	5.01%
Inspection of Dropped Kerb / Site as requested by potential property buyer	£123.72	£130.00	£6.28	5.08%
Confirmation of status of Dropped Kerb constructed > 6 years ago	£123.72	£130.00	£6.28	5.08%
<b>Highways - Local Engineers</b>				
Dropped Kerb Protection Marking (H marking)	£142.00	£150.00	£8.00	5.63%
Dropped Kerb Protection Marking to Figure 1026.1 Single Access up to 5m	£138.00	£145.00	£7.00	5.07%
Per additional metre over 5m	£26.00	£28.00	£2.00	7.69%
Authorisation for the installation of temporary Traffic Signals at multiple junctions	£252.00	£265.00	£13.00	5.16%
Traffic Regulation Order (permanent) Administration Fee	£2,100.00	£2,205.00	£105.00	5.00%
Temporary Traffic Regulation Order Notice - Admin fee by Districts	£1,113.00	£1,169.00	£56.00	5.03%
Bellmouth Agreement/Heavy duty crossover	£1,103.00	£1,159.00	£56.00	5.08%

Temporary Direction Signs	£229.00	£241.00	£12.00	5.24%
Traffic Regulation Order Processing Charges - Document prep, re-design, consultation, legal costs, audit, advertisement & data management (for more than 5 days)	At Cost	At Cost		
<b>Transportation, Connectivity &amp; Highways</b>				
Traffic Regulation Notice Processing Charges - Document prep, re-design, consultation, advertisement & data management	At Cost	At Cost		
Temporary Traffic Regulation Order Processing Charges - approvals and data management (up to 5 days)	£1,170.00	£1,229.00	£59.00	5.04%
<b>Temporary Road Closures (for Events)</b>				
Temporary Road Closures (for Events) under the Towns Police Clauses Act 1847 - Officer time to process applications, carry out site investigations, produce plans, design signs, attend meetings, liaise with various stakeholders as necessary, carry out consultation, produce closure Notices, undertake any other actions as deemed appropriate and implement closure on site.	At Cost	At Cost		
<b>Structures - Approval in Principle Process</b>				
Review and Approval of proposals on Electrical Assets	At Cost	At Cost		
Review and Approval of proposals affecting Structural Assets	At Cost	At Cost		
<b>Direction Signs</b>				
Tourist Direction Signs - Application	£174.00	£183.00	£9.00	5.17%
Tourist Direction Signs - Sign determination, design, implementation, and maintenance	At Cost	At Cost		
Temporary Direction Signs - Application and initial period of licence up to 6 months	£347.00	£365.00	£18.00	5.19%
Temporary Direction Signs - Further 6-month extension of the licence period	£173.00	£182.00	£9.00	5.20%
<b>Drainage Related Charges</b>				
River Modelling - %cost of existing model	5.00%	5.25%	0.25%	
River Modelling - Minimum Charge	£183.00	£193.00	£10.00	5.46%
River Modelling - Maximum Charge	£2,524.00	£2,651.00	£127.00	5.03%
Other Drainage Services (Records, Assessments, etc.)	At Cost	At Cost		
Ordinary Water Course Consents	£50.00	£50.00	£0.00	0.00%
Pre-Application Advice for Developers	At Cost	At Cost		
<b>Street works Charges</b>				
Charges Under the New Roads and Street Works Act (s72) - Sample Inspections	£50.00	£50.00	£0.00	0.00%
Charges Under the New Roads and Street Works Act (s72) - Defective Reinstatement Inspection Fee	£47.50	£47.50	£0.00	0.00%
Charges Under the New Roads and Street Works Act (s72) - Third Party Inspection Fee	£68.00	£68.00	£0.00	0.00%
Street Works Regulations - Occupancy of Traffic-sensitive street or protected street not in road category 2, 3 or 4 beyond notified period. (Each day for first 3 days)	£5,000.00	£5,000.00	£0.00	0.00%
Street Works Regulations - Occupancy of Another street not in road category 2, 3 or 4 beyond notified period. (Each day for first 3 days)	£2,500.00	£2,500.00	£0.00	0.00%
<b>Transportation, Connectivity &amp; Highways</b>				

Street Works Regulations - Occupancy of Traffic-sensitive street or protected street in road category 2. Beyond notified period (Each day for first 3 days)	£3,000.00	£3,000.00	£0.00	0.00%
Street Works Regulations - Occupancy of Other street in road category 2. Beyond notified period (Each day for first 3 days)	£2,000.00	£2,000.00	£0.00	0.00%
Street Works Regulations - Occupancy of Traffic-sensitive street or protected street in road category 3 or 4 beyond notified period (Each day after 3 days)	£750.00	£750.00	£0.00	0.00%
Street Works Regulations - Occupancy of Other street in road category 3 or 4 beyond notified period (Each day after 3 days)	£250.00	£250.00	£0.00	0.00%
Street Works Regulations - Occupancy of Traffic-sensitive street or protected street not in road category 2, 3 or 4. (Each day for first 3 days)	£10,000.00	£10,000.00	£0.00	0.00%
Street Works Regulations - Occupancy of Other street not in road category 2, 3 or 4. (Each day for first 3 days)	£2,500.00	£2,500.00	£0.00	0.00%
Street Works Regulations - Occupancy of Traffic-sensitive street or protected street in road category 2. (Each day after 3 days)	£8,000.00	£8,000.00	£0.00	0.00%
Street Works Regulations - Occupancy of Other street in road category 2. (Each day after 3 days)	£2,000.00	£2,000.00	£0.00	0.00%
Street Works Regulations - Occupancy of Traffic-sensitive street or protected street in road category 3 or 4 (Each day after 3 days)	£750.00	£750.00	£0.00	0.00%
Street Works Regulations - Occupancy of Other street in road category 3 or 4 (Each day after 3 days)	£250.00	£250.00	£0.00	0.00%
Street Works Regulations - Occupancy of Street not in road category 2, 3 or 4. Beyond notified period. (Each Day)	£2,500.00	£2,500.00	£0.00	0.00%
Street Works Regulations - Occupancy of Street in road category 2. Beyond notified period (Each Day)	£2,000.00	£2,000.00	£0.00	0.00%
Street Works Regulations - Occupancy of Street in road category 3 or 4. beyond notified period. (Each Day)	£250.00	£250.00	£0.00	0.00%
Street Works Regulations - Occupancy of any Street beyond notified period (Each Street)	£100.00	£100.00	£0.00	0.00%
<b>Permit Scheme for Road &amp; Street Activities</b>				
Category 0, 1 & 2 - PAA - wholly or partly within traffic sensitive times and/or locations		£84.00		
Category 0, 1 & 2 - PAA - wholly outside of traffic sensitive times and/or locations (10% discount)		£75.60		
Category 0, 1 & 2 - Major (over 10 days and all requiring a TRO) - wholly or partly within traffic sensitive times and/or locations		£172.00		
Category 0, 1 & 2 - Major (over 10 days and all requiring a TRO) - wholly outside of traffic sensitive times and/or locations (10% discount)		£154.80		
Category 0, 1 & 2 - Major (4 to 10 days) - wholly or partly within traffic sensitive times and/or locations		£104.00		
Category 0, 1 & 2 - Major (4 to 10 days) - wholly outside of traffic sensitive times and/or locations (10% discount)		£93.60		

Category 0, 1 & 2 - Major (up to 3 days) - wholly or partly within traffic sensitive times and/or locations		£53.00		
Category 0, 1 & 2 - Major (up to days) - wholly outside of traffic sensitive times and/or locations (10% discount)		£47.70		
Category 0, 1 & 2 - Standard - wholly or partly within traffic sensitive times and/or locations		£104.00		
Category 0, 1 & 2 - Standard - wholly outside of traffic sensitive times and/or locations (10% discount)		£93.60		
Category 0, 1 & 2 - Minor - wholly or partly within traffic sensitive times and/or locations		£53.00		
Category 0, 1 & 2 - Minor - wholly outside of traffic sensitive times and/or locations (10% discount)		£47.70		
Category 0, 1 & 2 - Intermediate - wholly or partly within traffic sensitive times and/or locations		£50.00		
Category 0, 1 & 2 - Intermediate - wholly outside of traffic sensitive times and/or locations (10% discount)		£45.00		
Category 0, 1 & 2 - Variations - wholly or partly within traffic sensitive times and/or locations		£45.00		
Category 0, 1 & 2 - Variations - wholly outside of traffic sensitive times and/or locations (10% discount)		£45.00		
Category 3 & 4 - PAA - wholly or partly within traffic sensitive times and/or locations		£84.00		
Category 3 & 4 - PAA - wholly outside of traffic sensitive times and/or locations (10% discount)		£75.60		
Category 3 & 4 - Major (over 10 days and all requiring a TRO) - wholly or partly within traffic sensitive times and/or locations		£172.00		
Category 3 & 4 - Major (over 10 days and all requiring a TRO) - wholly outside of traffic sensitive times and/or locations (10% discount)		£154.80		
Category 3 & 4 - Major (4 to 10 days) - wholly or partly within traffic sensitive times and/or locations		£104.00		
Category 3 & 4 - Major (4 to 10 days) - wholly outside of traffic sensitive times and/or locations (10% discount)		£93.60		
Category 3 & 4 - Major (up to 3 days) - wholly or partly within traffic sensitive times and/or locations		£53.00		
Category 3 & 4 - Major (up to days) - wholly outside of traffic sensitive times and/or locations (10% discount)		£47.70		
Category 3 & 4 - Standard - wholly or partly within traffic sensitive times and/or locations		£104.00		
Category 3 & 4 - Standard - wholly outside of traffic sensitive times and/or locations (10% discount)		£93.60		
Category 3 & 4 - Minor - wholly or partly within traffic sensitive times and/or locations		£53.00		
Category 3 & 4 - Minor - wholly outside of traffic sensitive times and/or locations (10% discount)		£47.70		
Category 3 & 4 - Intermediate - wholly or partly within traffic sensitive times and/or locations		£50.00		
Category 3 & 4 - Intermediate - wholly outside of traffic sensitive times and/or locations (10% discount)		£45.00		
Category 3 & 4 - Variations - wholly or partly within traffic sensitive times and/or locations		£45.00		



Category 3 & 4 - Variations - wholly outside of traffic sensitive times and/or locations (10% discount)		£45.00			
Category 3 & 4 - PAA - Non-traffic Sensitive -Any time or Location		£55.00			
Category 3 & 4 - Major (over 10 days and all requiring a TRO) - Non-traffic Sensitive - Any time or location		£91.00			
Category 3 & 4 - Major (4 to 10 days) - Non-traffic Sensitive - Any Time or Location		£54.00			
Category 3 & 4 - Major (up to 3 days) - Non-traffic Sensitive - Any Time or Location		£27.00			
Category 3 & 4 - Standard - Non-traffic Sensitive - Any Time or Location		£54.00			
Category 3 & 4 - Minor - Non-traffic Sensitive - Any time or location		£27.00			
Category 3 & 4 - Intermediate - Non-traffic Sensitive Any time or Location		£24.00			
Category 3 & 4 - Variations - Non-traffic Sensitive - Any Time or Location		£35.00			
<b>Highway Licences</b>					
New licence for private services in highway	£935.00	£982.00	£47.00		5.03%
Additional inspection fee for over 200 metres	£220.00	£231.00	£11.00		5.00%
New licence for overhanging canopies etc. on public highway	£904.00	£950.00	£46.00		5.09%
Amendment to existing canopy etc. licence	£498.00	£523.00	£25.00		5.02%
<b>Street Café Specified Licences</b>					
Up to 5 tables	£927.00	£974.00	£47.00		5.07%
5 tables or more	£1,359.00	£1,427.00	£68.00		5.00%
<b>Transportation, Connectivity &amp; Highways</b>					
<b>Specified Licence to plant trees, shrubs, etc., in a highway.</b>					
New licence to plant and maintain vegetation in highway.	At Cost	At Cost			
<b>Individual Specified Licence Fee</b>					
Application Fee (non-refundable)	£105.00	£111.00	£6.00		5.71%
<b>Specified Licences for Developments with a Value up to £1million:</b>					
Scaffolding (up to 28 days)	£185.00	£195.00	£10.00		5.41%
Hoarding (up to 28 days)	£185.00	£195.00	£10.00		5.41%
Carting Over (Temporary Access) (up to 28 days)	£185.00	£195.00	£10.00		5.41%
Deposit of Materials (up to 28 days)	£185.00	£195.00	£10.00		5.41%
Crane - for one day only	£95.00	£100.00	£5.00		5.26%
Crane up to 2-28 days	£185.00	£195.00	£10.00		5.41%
Excavation (up to 28 days)	£185.00	£195.00	£10.00		5.41%
<b>Licences for Developments with a Value up to £1million:</b>					
Scaffolding (from 29 days over)	£440.00	£462.00	£22.00		5.00%
Hoarding (from 29 days over)	£440.00	£462.00	£22.00		5.00%
Carting Over (Temporary Access) (from 29 days over)	£440.00	£462.00	£22.00		5.00%
Crane (from 29 days over)	£440.00	£462.00	£22.00		5.00%
Excavation (from 29 days over)	£440.00	£462.00	£22.00		5.00%

Deposit of Materials (from 29 days over)	£440.00	£462.00	£22.00	5.00%
<b>Additional Street Frontages</b>				
Administration Fee per additional street frontage	£105.00	£111.00	£6.00	5.71%
<b>Extension or Amendment to Specified Licence</b>				
Administration Fee - up to & including a 4-week extension from date of original start	£105.00	£111.00	£6.00	5.71%
<b>Large Development Highways Specified Licence</b>				
Project Value ≥£1million and over 4 weeks	0.15%	0.16%	0.01%	0.01%
Administrative Fee for processing Development Bond	£55.00	£58.00	£3.00	5.45%
<b>Retrospective Specified Highway Licence issued</b>				
Retrospective Highway Licence	2 x equivalent preapproved total permit value	2 x equivalent preapproved total permit value		
<b>Skip Placements on the Highway</b>				
Registration Fee	No charge	No charge		
Permit Fee	£23.00	£25.00	£2.00	8.70%
Retrospective Permit Fee	£210.00	£221.00	£11.00	5.24%
Removal of non-permitted skips	£243.00	£255.90	£12.90	5.31%
<b>FPNs - Offence under the New Roads and Street Works Act 1991</b>				
FPNs - An offence under section 54(5).	£120/£80 Start Rate/ Reduced Rate	£120/£80 Start Rate/ Reduced Rate		
FPNs - An offence under section 55(5).	£120/£80 Start Rate/ Reduced Rate	£120/£80 Start Rate/ Reduced Rate		
FPNs - An offence under section 55(9)(1).	£120/£80 Start Rate/ Reduced Rate	£120/£80 Start Rate/ Reduced Rate		
FPNs - An offence under section 57(4).	£120/£80 Start Rate/ Reduced Rate	£120/£80 Start Rate/ Reduced Rate		
FPNs - An offence under section 70(6) consisting of a failure to comply with subsection (3) or (4A)(2).	£120/£80 Start Rate/ Reduced Rate	£120/£80 Start Rate/ Reduced Rate		
FPNs - An offence created by regulations made under section 74(7B).	£120/£80 Start Rate/ Reduced Rate	£120/£80 Start Rate/ Reduced Rate		
FPNs - An offence created by regulations made under section 74A(11).	£120/£80 Start Rate/ Reduced Rate	£120/£80 Start Rate/ Reduced Rate		
<b>Community Centres Room Hire</b>				
<b>Kings Heath</b>				
Offices 1, 2, and 3 (each)	£15.50	£16.50	£1.00	6.45%
Small Lounge	£20.50	£16.50	-£4.00	-19.51%
Function Room	£26.00	£20.90	-£5.10	-19.62%
Kitchen	£20.50	£16.50	-£4.00	-19.51%
Main Hall	£31.00	£29.70	-£1.30	-4.19%
<b>Friends Institute</b>				
Offices 1	£15.50	£15.40	-£0.10	-0.65%
Offices 2 - 6	£15.50	£16.50	£1.00	6.45%
Small Café	£18.00	£23.10	£5.10	28.33%
Small Hall	£15.50	£15.80	£0.30	1.94%
Music Room	£15.50	£17.60	£2.10	13.55%
Main Hall	£20.50	£31.90	£11.40	55.61%
<b>Community Centres Room Hire</b>				
<b>Sheldon</b>				

Offices 1 first floor	£15.50	£16.50	£1.00	6.45%
Office 2 first floor	£15.50	£17.60	£2.10	13.55%
Main Hall	£23.50	£29.70	£6.20	26.38%
Training Room/Meeting Room	£18.00	£23.10	£5.10	28.33%
<b>Ladywood</b>				
Sports Hall	£19.50	£31.90	£12.40	63.59%
Lounge	£13.80	£18.70	£4.90	35.51%
Kitchen (Ground Floor)	£20.50	£16.50	£-4.00	-19.51%
Canteen	£24.00	£20.90	£-3.10	-12.92%
Boughton Hall	£28.00	£29.70	£1.70	6.07%
Digital Den	£16.00	£17.60	£1.60	10.00%
Workshop	£16.00	£18.70	£2.70	16.88%
Sitting Room	£18.20	£17.60	£-0.60	-3.30%
Meeting Rooms 4	£18.50	£15.40	£-3.10	-16.76%
Meeting Rooms 1-3 (each)	£18.50	£16.50	£-2.00	-10.81%
Meeting Room 5	£24.00	£20.90	£-3.10	-12.92%
Kitchen (First Floor)	£24.00	£16.50	£-7.50	-31.25%
<b>Mere Green</b>				
Room 1	£18.50	£20.90	£2.40	12.97%
Room 2 and 4 (each)	£15.00	£18.70	£3.70	24.67%
Room 3	£23.50	£25.30	£1.80	7.66%
Room 5	£19.50	£20.90	£1.40	7.18%
Bowls Room	£23.50	£20.90	£-2.60	-11.06%
Main Hall (depending on event)	£29.00	£27.50	£-1.50	-5.17%
Main Hall (depending on event)	£34.00	£27.50	£-6.50	-19.12%
Main Hall (depending on event)	£51.00	£51.50	£0.50	0.98%
Hub	£20.50	£23.10	£2.60	12.68%
<b>Wyndley</b>				
Hall	£16.50	£16.80	£0.30	1.82%
<b>Sparkbrook</b>				
Rooms A,	£32.50	£17.60	£-14.90	-45.85%
Rooms B	£32.50	£20.90	£-11.60	-35.69%
Rooms C	£32.50	£18.70	£-13.80	-42.46%
Training Room	£27.00	£16.50	£-10.50	-38.89%
Meeting Room	£13.00	£15.40	£2.40	18.46%
<b>Oddingley</b>				
Kitchen & Seating Area	£20.50	£15.40	£-5.10	-24.88%
Office	£15.50	£15.40	£-0.10	-0.65%
Meeting Room	£15.50	£17.60	£2.10	13.55%
Main Hall	£26.00	£25.30	£-0.70	-2.69%
Garden	£13.00	£15.40	£2.40	18.46%
<b>Summerfield</b>				
Martial Arts	£11.00	£16.50	£5.50	50.00%

Dance Studio	£11.00	£18.70	£7.70	70.00%
Office	£17.60	£18.00	£0.40	2.27%
Main Hall	£35.00	£23.10	-£11.90	-34.00%
Sports Hall	£18.50	£25.30	£6.80	36.76%
Classrooms 1 - 3 (each)	£17.50	£17.60	£0.10	0.57%
<b>Summerfield, Ladywood, Kings Heath, Sheldon Heath</b>				
Summerfield MUGA	£10.30	£10.50	£0.20	1.94%
Badminton	£7.10	£7.20	£0.10	1.41%
<b>Community Centres Room Hire</b>				
Volleyball	£10.30	£10.50	£0.20	1.94%
Football	£10.30	£10.50	£0.20	1.94%
The above room hire rates may be discounted for charitable and not-for-profit organisations offering services to the community. Premiums may be chargeable for out of hours bookings				
<b>Corporate Procurement Services</b>				
<i>Discounted option available for schools who purchase subscription as per below:</i>				
<b>1 Year Package -</b>				
Primary School or Special School - 1 or 2 form entry	£857.00	£899.85	£42.85	5%
<b>Occupational Health and Safety Services</b>				
Taxi Medicals	£76.00	£78.00	£2.00	3%
Taxi DBS Check	£78.00	£79.00	£1.00	1%
<b>Education and Skills</b>				
<b>Educational Psychology Service</b>				
<b>SUBSCRIPTIONS</b>				
Subscriptions (36 Hours)	£5,009.00	£5,259.45	£250.45	5.00%
Subscriptions (27 Hours)	£3,846.00	£4,038.30	£192.30	5.00%
Subscriptions (18 hours)	£2,630.00	£2,761.50	£131.50	5.00%
<b>Promotional discounts (e.g. Early Bird)</b>				
Subscriptions (36 Hours) - Promotional Discount	£4,897.00	£5,141.85	£244.85	5.00%
Subscriptions (27 Hours) - Promotional Discount	£3,734.00	£3,920.70	£186.70	5.00%
Subscriptions (18 hours) - Promotional Discount	£2,517.00	£2,642.85	£125.85	5.00%
<b>BESPOKE PACKAGES</b>				
Bespoke Packages - Hourly Charge Rate	£153.00	£160.65	£7.65	5.00%
<b>TRAINING</b>				
Training in 1 school ( <i>Full Day</i> )	£850.00	£892.50	£42.50	5.00%
Training in a group of schools (Full Day) per delegate	£110.00	£115.50	£5.50	5.00%
Centrally held training ( <i>Full Day</i> )	£250.00	£262.50	£12.50	5.00%
Training in 1 school ( <i>Half Day</i> )	£450.00	£472.50	£22.50	5.00%
Training in a group of schools (Half Day) per delegate	£60.00	£63.00	£3.00	5.00%
Centrally held training (Half Day) per delegate	£140.00	£147.00	£7.00	5.00%
Training in 1 school ( <i>Twilight</i> )	£320.00	£336.00	£16.00	5.00%

Training in a group of schools (Twilight) per delegate	£45.00	£47.25	£2.25	5.00%
<b>Education Safeguarding</b>				
<b>New Charging arrangements for safeguarding support package</b>				
Safeguarding Support packages - 0-40 pupils	£200.00	£210.00	£10.00	5.00%
Safeguarding Support packages - 41-70 pupils	£300.00	£315.00	£15.00	5.00%
Safeguarding Support packages - 71- 250 pupils	£500.00	£525.00	£25.00	5.00%
Safeguarding Support packages - 251-999 pupils	£700.00	£735.00	£35.00	5.00%
Safeguarding Support packages - 1000+ pupils	£900.00	£945.00	£45.00	5.00%
<b>School &amp; Governors</b>				
Annual SERVICE Offer Subscription (25% discount for federated maintained schools and 5% for schools committing to subscribe for 3 years) (provisional)	£2,100.00	£2,205.00	£105.00	5.00%
Annual TRAINING offer subscription (£150 discount for service offer subscribers) (provisional charge to schools)	£550.00	£577.50	£27.50	5.00%
Governor Training Course Delegate Fee - most courses (£25 discount for service offer subscribers and free for training offer subscribers) (provisional charge to schools)	£85.00	£89.25	£4.25	5.00%
Governor Induction Training Course Delegate Fee (£30 discount for service offer subscribers and free for training offer subscribers) (provisional charge to schools)	£150.00	£157.50	£7.50	5.00%
Bespoke on demand consultancy - per session (pro-rata for shorter sessions & 20% discount to subscribing schools) (provisional charge to schools)	£705.00	£740.25	£35.25	5.00%
<b>Access to Education</b>				
<b>Rates for Training for Birmingham Schools</b>				
Training for Birmingham Schools - Full Day	£804.00	£844.20	£40.20	5.00%
Training for Birmingham Schools - Half Day	£395.00	£414.75	£19.75	5.00%
Training for Birmingham Schools - Twilight	£295.00	£309.75	£14.75	5.00%
<b>Rates for Training provided to schools &amp; settings outside of the authority</b>				
Training provided to schools & settings outside of the authority - Full Day	£825.00	£866.25	£41.25	5.00%
Training provided to schools & settings outside of the authority - Half Day	£455.00	£477.75	£22.75	5.00%
Training provided to schools & settings outside of the authority - Twilight	£335.00	£351.75	£16.75	5.00%
<b>Centre based Courses</b>				
Centre based Courses - Full Day	£215.00	£225.75	£10.75	5.00%
Centre based Courses - Half Day	£120.00	£126.00	£6.00	5.00%
Centre based Seminars by session	£42.00	£44.10	£2.10	5.00%
Centre based Seminars - Hourly Rate	£145.00	£152.25	£7.25	5.00%
PSS Consultancy	£650.00	£682.50	£32.50	5.00%
SEN Review - one day review	£1,103.00	£1,158.15	£55.15	5.00%
SEN Review - 2 full days (all through schools and schools over number of sites)	£2,100.00	£2,205.00	£105.00	5.00%
SEN Peer review -	£378.00	£396.90	£18.90	5.00%

Training shared across settings	£378.00	£396.90	£18.90	5.00%
Training at individual settings	£788.00	£827.40	£39.40	5.00%
Identification of Dyslexia (for pupil on the B'ham Pathway) including detailed report and appropriate recommendations to support provision	£147.00	£154.35	£7.35	5.00%
<b>Access to Education</b>				
<b>Dyslexia Specialist Teaching programme for schools</b>				
6 week	£1,100.00	£1,155.00	£55.00	5.00%
12 week	£2,000.00	£2,100.00	£100.00	5.00%
<b>Specialist teaching as identified on EHCP funded by SENAR</b>				
Per hour	£105.00	£110.25	£5.25	5.00%
Provision of SENCo support (one day a week in the absence of school SENCo)	£300.00	£315.00	£15.00	5.00%
<b>Toolkits purchased outside of Birmingham (available to B'ham schools as DSG funded service)</b>				
Language & Literacy Toolkit or Maths Toolkit	£500.00	£525.00	£25.00	5.00%
Language & Literacy Toolkit or Maths Toolkit	£900.00	£945.00	£45.00	5.00%
<b>Toolkit Progress Tracker (TPT) for schools in and out of area – Language &amp; Literacy</b>				
<b>Toolkit Progress Tracker (TPT) combined L&amp;L and Maths</b>				
Toolkit Progress Tracker (TPT) combined L&L and Maths - With training	£470.00	£493.50	£23.50	5.00%
Toolkit Progress Tracker (TPT) combined L&L and Maths - Without training	£350.00	£367.50	£17.50	5.00%
<b>L&amp;L and maths Toolkit criteria hosted on third party providers e.g. Classroom Monitor, FROG, OTrack, Educater</b>				
L&L and maths Toolkit criteria hosted on third party providers e.g. Classroom Monitor, FROG, OTrack, Educater - Without training	£125.00	£131.25	£6.25	5.00%
EAL Toolkit - per activation	£200.00	£210.00	£10.00	5.00%
<b>Toolkit Renewals:</b>				
Toolkit Renewals - EAL	£80.00	£84.00	£4.00	5.00%
Toolkit Renewals - L&L or maths	£100.00	£105.00	£5.00	5.00%
Toolkit Renewals - L&L maths combined	£150.00	£157.50	£7.50	5.00%
Toolkit Renewals - TPT (L&L only)	£185.00	£194.25	£9.25	5.00%
Toolkit Renewals - L&L and maths	£230.00	£241.50	£11.50	5.00%
Toolkit Renewals - Train the Trainer	£1,050.00	£1,102.50	£52.50	5.00%
<b>Intervention Show Cases (Costs to marketplace and not participants)</b>				
Intervention Show Cases - Market stand	£125.00	£131.25	£6.25	5.00%
Intervention Show Cases - Market stand + presentation	£175.00	£183.75	£8.75	5.00%
Intervention Show Cases - ALSA accredited course with Newman University - per participant	£560.00	£588.00	£28.00	5.00%
Intervention Show Cases - National SENCo Award - 40% of course cost per participant;	£972.00	£1,020.60	£48.60	5.00%
<b>On-Line courses via Moodle: sold in multiples of 10</b>				

<b>In Birmingham</b>				
Per licence	£27.00	£28.35	£1.35	5.00%
Setup fee	£105.00	£110.25	£5.25	5.00%
<b>OOA</b>				
Per licence	£37.00	£38.85	£1.85	5.00%
Setup fee	£105.00	£110.25	£5.25	5.00%
<b>Access to Education</b>				
<b>PCR training (two-day course)</b>				
In Birmingham	£415.00	£435.75	£20.75	5.00%
Refresher	£250.00	£262.50	£12.50	5.00%
OOA - 2days	£450.00	£472.50	£22.50	5.00%
<b>Maximising Impact of Teaching Assistants (MITA accredited)</b>				
Under 15 participants	£1,150.00	£1,207.50	£57.50	5.00%
15 – 30 participant s	£2,000.00	£2,100.00	£100.00	5.00%
Over 30 per participant	£53.00	£55.65	£2.65	5.00%
<b>Educational Audiology</b>				
Annual	£1,050.00	£1,102.50	£52.50	5.00%
Hourly	£105.00	£110.25	£5.25	5.00%
<b>RA provision – equipment hires</b>				
Annually - includes technician support & maintenance	£473.00	£496.65	£23.65	5.00%
<b>The SLAs with RBs – Small Heath and Plantsbrook.</b>				
Full cost of staff plus management fee	£137.00	£143.85	£6.85	5.00%
Specialist teaching for CHOOS	£105.00	£110.25	£5.25	5.00%
Sign language tuition - 6 sessions	£263.00	£276.15	£13.15	5.00%
University teaching - per hour	£132.00	£138.60	£6.60	5.00%
<b>Specialist support for work-based learning providers (FE work)</b>				
Mild / Moderate Hearing Loss - Assessment, report, recommendations, follow-up visit	£420.00	£441.00	£21.00	5.00%
Severe/Profound Hearing loss - Assessment, report, recommendations, email, and telephone Help desk support, staff training session, 3 annual visits.	£998.00	£1,047.90	£49.90	5.00%
Additional visits (each) e.g. Monitoring, support, review with student, staff training	£210.00	£220.50	£10.50	5.00%
Radio aid - Radio aid set up, fitting, loan, call out and servicing	£473.00	£496.65	£23.65	5.00%
Additional report e.g. Report to support request for special arrangement for exams	£105.00	£110.25	£5.25	5.00%
Reviews (each) Liaison with and feedback from student, tutors, support workers	£368.00	£386.40	£18.40	5.00%
<b>Specific Charges for Communication &amp; Autism Team (CAT) - (prices set in line with AET recommendations – Max 25 on course)</b>				
CAT AET (Autism Education Trust)- Centre Based Training (per delegate) - Early Years - Independent nursery	£110.00	£115.50	£5.50	5.00%

CAT AET (Autism Education Trust)- Centre Based Training (per delegate) - Early Years - Community & Voluntary nursery	£45.00	£47.25	£2.25	5.00%
CAT AET (Autism Education Trust) - Centre Based Training (per delegate) - Early Years - School Age	£215.00	£225.75	£10.75	5.00%
CAT AET (Autism Education Trust)- Centre Based Training (per delegate) - Early Years - Post 16	£215.00	£225.75	£10.75	5.00%
<b>Access to Education</b>				
CAT AET Training – Setting Based - Autism awareness for out of authority schools	£250.00	£262.50	£12.50	5.00%
CAT AET Training – Setting Based - Tier 2 & 3 for training + £5.50 delegate pack	£1,500.00	£1,575.00	£75.00	5.00%
<b>CAT TOP UP</b>				
CAT TOP UP (2019- 2020 costings) - 5hrs	£735.00	£771.75	£36.75	5.00%
CAT TOP UP (2019- 2020 costings) - 10hrs	£1,470.00	£1,543.50	£73.50	5.00%
CAT TOP UP (2019- 2020 costings) - 15hrs	£2,205.00	£2,315.25	£110.25	5.00%
CAT SLA's - per half day - Bought back in half day blocks	£284.00	£298.20	£14.20	5.00%
All about me Toolkit	£21.00	£22.05	£1.05	5.00%
<b>Education Asset Management</b>				
<b>Academy conversion</b>				
Academy conversion process - lease / Commercial Transfer Agreement (CTA) - Community School	£7,875.00	£8,268.75	£393.75	5.00%
Academy conversion process - lease / CTA - Community School - PFI	£15,750.00	£16,537.50	£787.50	5.00%
Academy conversion process - lease of playing field - Voluntary Aided / Foundation	£5,250.00	£5,512.50	£262.50	5.00%
Academy conversion process - CTA - Voluntary Controlled	£4,725.00	£4,961.25	£236.25	5.00%
Academy conversion process - lease of playing field - Voluntary Controlled	£7,875.00	£8,268.75	£393.75	5.00%
<b>Non-Subscription Charge</b>				
Property Audit Visit	£167.00	£175.35	£8.35	5.00%
Property Planning Visit	£310.00	£325.50	£15.50	5.00%
<b>Subscription Charge - Community &amp; Voluntary Controlled, Academies, Foundation, Voluntary Aided</b>				
Subscription Option 1	£730.00	£766.50	£36.50	5.00%
Subscription Option 1 - Additional Charge item - Property Planning Visit (per visit)	£310.00	£325.50	£15.50	5.00%
Subscription Option 1 - Additional Charge item - Landlord Approval Process (per application)	£310.00	£325.50	£15.50	5.00%
Subscription Option 1 - Additional Charge item - Duty Holder Training (per delegate)	£167.00	£175.35	£8.35	5.00%
Subscription Option 1 - Additional Charge item - Asbestos Management Training (per delegate)	£167.00	£175.35	£8.35	5.00%
Subscription Option 1 - Additional Charge item - Dual / Match Funding (per application)	£310.00	£325.50	£15.50	5.00%
Subscription Option 1 - Additional Charge item - Advice and guidance on lease and tenancy agreements (minimum charge)	£310.00	£325.50	£15.50	5.00%
Subscription Option 2	£995.00	£1,044.75	£49.75	5.00%



<b>Birmingham Translation &amp; Interpreting Services – Commercial prices negotiated with customer – 5% general increase</b>	
Translations (French, German, Italian & Spanish) - per hour	
Translations most other languages (rarer languages may incur a surcharge) - per hour	
Translation certificate	
Statement of Truth certificate for translations	
Notarisation	
Transcription - priced per project	
Urgent translations - additional fee	
Admin fee for processing translations	
Copies of translations requested at time of booking	
Copies of translations previously provided	
Proofreading (per Hour)	
Formatting translations (priced per project)	
Interpreting - 1 hour including travel expenses (office hours within Birmingham)	
Interpreting (office hours within Birmingham) per Hour	
Interpreting (office hours within Birmingham) - Travel charge (per visit)	
Same day interpreter bookings	
Amendments to interpreter bookings (per amendment)	
Cancellations - 50% - 100% of booking fee	
Telephone interpreting (per minute)	
British Sign Language (BSL) interpreting (per Hour)	
British Sign Language (BSL) interpreting - Travel (per visit)	
BSL interpreting cancellations - 50% to 100% of Booking Fee	
BSL interpreting cancellations - Admin Fee (per cancellation)	
<b>Birmingham Translation &amp; Interpreting Services - Commercial prices negotiated with customer – 5% general increase</b>	
Same day BSL interpreter bookings	
Amendments to BSL interpreter bookings - per amendment	
Braille - per side of braille paper	
Audio recording - per hour	
Admin fee for processing large print & audio	
Admin fee for processing BSL interpreter requests	
Admin fee for urgent interpreter bookings	
Minimum travel expense fee (within Birmingham)	
Interpreter CPD sessions - per session	
<b>Education and Skills</b>	
<b>Overdue Charges</b>	

Overdue Charges - Books and Sound Recordings - Per Day	£0.25	£0.26	£0.01	5.00%
Overdue Charges - Maximum Charge	£6.15	£6.46	£0.31	5.00%
Overdue Charges - Books and Sound Recordings - Concessionary Per Day	£0.13	£0.14	£0.01	5.00%
Overdue Charges - Concessionary Maximum Charge	£3.10	£3.26	£0.16	5.00%
Overdue Charges - DVDs Per Day	£0.80	£0.84	£0.04	5.00%
Overdue Charges - DVDs Maximum Charge	£7.15	£7.51	£0.36	5.00%
Book/periodical article/music score sourced outside of the City Council	£11.00	£11.55	£0.55	5.00%
Renewal of externally sourced ILL	£6.00	£6.30	£0.30	5.00%
Loss of British Library book	£147.00	£154.35	£7.35	5.00%
<b>Libraries</b>				
<b>Talking Books Hire</b>				
Talking Books Hire - Standard	£1.35	£1.42	£0.07	5.00%
Talking Books Hire - Concessionary	£0.80	£0.84	£0.04	5.00%
<b>Music Library Services</b>				
Compact discs (and LPs) hire - per 2-week loan	£1.55	£1.63	£0.08	5.00%
Concessions and Under 18's - per 2-week loan	£0.80	£0.84	£0.04	5.00%
<b>Music Practice Room Hire</b>				
Music Practice Room - 30 min	£3.10	£3.26	£0.16	5.00%
Music Practice Room - 1 hr	£5.10	£5.36	£0.26	5.00%
<b>Loan of orchestral and choral sets from the Library of Birmingham</b>				
<b>Standard charge (Concession for Birmingham Societies)</b>				
Orchestral Set - Premium	£41.00	£43.05	£2.05	5.00%
Orchestral Set - Premium (Concessionary rate)	£31.00	£32.55	£1.55	5.00%
Orchestral Set - Long	£31.00	£32.55	£1.55	5.00%
Orchestral Set - Long (Concessionary rate)	£21.00	£22.05	£1.05	5.00%
Orchestral Set - Short	£21.00	£22.05	£1.05	5.00%
Orchestral Set - Short (Concessionary rate)	£10.50	£11.03	£0.53	5.00%
Band Set - Per set	£10.50	£11.03	£0.53	5.00%
Band Set - Per set (Concessionary rate)	£7.50	£7.88	£0.38	5.00%
Vocal Set - Long - per bloc of up to 30 copies	£1.10	£1.16	£0.06	5.00%
Vocal Set - Long - per bloc of up to 30 copies - (Concessionary rate)	£0.70	£0.74	£0.04	5.00%
Vocal Set - Compilation	£0.65	£0.68	£0.03	5.00%
Vocal Set - Compilation (Concessionary rate)	£0.40	£0.42	£0.02	5.00%
Vocal Set - Short - per bloc of up to 30 copies	£0.45	£0.47	£0.02	5.00%
Vocal Set - Short - per bloc of up to 30 copies - (Concessionary rate)	£0.25	£0.26	£0.01	5.00%
Overdue charge - for late or incomplete return of music sets (including sets of choral sets)	£6.25	£6.56	£0.31	5.00%
<b>Libraries</b>				
Maximum overdue charge per music set	£24.50	£25.73	£1.23	5.00%
<b>Multimedia</b>				

Top 50 Videos and DVDs - 2-night hire	£2.55	£2.68	£0.13	5.00%
All other videos and DVDs - 7-night hire	£1.55	£1.63	£0.08	5.00%
<b>Charges for lost or damaged material</b>				
Out of print or non-commercially available items	£21.00	£22.05	£1.05	5.00%
Children under 5 and children or adults in exempt borrower categories are exempt from such charges in relation to damaged or lost material. Looked After Children are also exempt from charges relating to both loss and damage to material.				
Lost Library Cards	£2.55	£2.68	£0.13	5.00%
Lost Library Cards - Under 18 years old	£1.30	£1.37	£0.07	5.00%
<b>Photocopies, Printouts and Photographs</b>				
Photocopies (staff supplied) A3	£0.40	£0.42	£0.02	5.00%
Photocopies (staff supplied) A4	£0.80	£0.84	£0.04	5.00%
Photocopies (coin operated) A4 B&W	£0.20	£0.21	£0.01	5.00%
A4 Colour	£1.00	£1.05	£0.05	5.00%
A3 B&W	£0.40	£0.42	£0.02	5.00%
A3 Colour	£1.60	£1.68	£0.08	5.00%
Printout from public access terminal (per side) A4 B&W	£0.20	£0.21	£0.01	5.00%
A4 Colour	£1.00	£1.05	£0.05	5.00%
A3 B&W	£0.40	£0.42	£0.02	5.00%
A3 Colour	£1.60	£1.68	£0.08	5.00%
Camera permit - Wolfson Centre	£3.50	£3.68	£0.18	5.00%
<b>Personal Scanning</b>				
A4	£0.20	£0.21	£0.01	5.00%
A4 Colour	£0.70	£0.74	£0.04	5.00%
A3	£0.30	£0.32	£0.02	5.00%
A3 Colour	£1.50	£1.58	£0.08	5.00%
<b>Digital copying service</b>				
<b>Personal use</b>				
CD/DVD/email with one scanned file/image (Standard rated)	£10.00	£10.50	£0.50	5.00%
per additional image on CD/DVD/email (Standard rated)	£8.00	£8.40	£0.40	5.00%
A5 Print (inc scanning/retrieval charge) (Standard rated)	£12.00	£12.60	£0.60	5.00%
A4 Print (inc scanning/retrieval charge) (Standard rated)	£14.00	£14.70	£0.70	5.00%
A3 Print (inc scanning/retrieval charge) (Standard rated)	£18.00	£18.90	£0.90	5.00%
<b>Libraries</b>				
A2 Print (inc scanning/retrieval charge) (Standard rated)	£40.00	£42.00	£2.00	5.00%
A1 Print (inc scanning/retrieval charge) (Standard rated)	£50.00	£52.50	£2.50	5.00%
P&P for discs and prints (only up to A3 size, UK only) (Standard rated)	£3.00	£3.15	£0.15	5.00%
<b>Commercial and media usage</b>				
Research (where appropriate) per hour	£37.00	£38.85	£1.85	5.00%

Fast track service (minimum charge £35.00) per hour	£74.00	£77.70	£3.70	5.00%
<b>Business Support Charges</b>				
All other databases (Standard rated) per page	£0.20	£0.21	£0.01	5.00%
Mailing Lists (Standard rated) per company	£0.30	£0.32	£0.02	5.00%
Company Financial Reports (Standard rated) per report	£20.50	£21.53	£1.03	5.00%
Market Information & Desk Research (Standard rated) per hour	£76.50	£80.33	£3.83	5.00%
Market research (Standard rated) per report	£25.50	£26.78	£1.28	5.00%
Fax UK per page	£1.60	£1.68	£0.08	5.00%
Fax International per page	£2.70	£2.84	£0.14	5.00%
<b>Genealogy &amp; Research services - Genealogy Research service withdrawn 2011</b>				
Diocesan Records copy certificates service - standard rated	£13.70	£14.39	£0.69	5.00%
Rental of space for records storage - per year per standard shelf	£31.50	£33.08	£1.58	5.00%
Retrieval of stored items- per box	£3.70	£3.89	£0.19	5.00%
Archives Card Replacement	£1.50	£1.58	£0.08	5.00%
Research fees (closed records)	£33.60	£35.28	£1.68	5.00%
Skills Workshops - delivered by archives staff	£367.50	£385.88	£18.38	5.00%
Facilitated workshops/events - per hour- delivered by third parties	£23.10	£24.26	£1.16	5.00%
Conservation repair - Per 15 Minutes	£22.00	£23.10	£1.10	5.00%
Archive Census Vouchers	£5.00	£5.25	£0.25	5.00%
<b>Sales</b>				
Memory sticks - per memory stick (standard rated)	£6.50	£6.83	£0.33	5.00%
Disposable headphones - per set (standard rated)	£1.55	£1.63	£0.08	5.00%
Sale of Goods in Retail Outlet	Priced Per Item			
Used Book Sales	Price Per Item			
<b>Children's Library (LoB) lunch area</b>				
45 minutes per group	£20.00	£21.00	£1.00	5.00%
1 hour 45 minutes per group	£35.00	£36.75	£1.75	5.00%
<b>Other</b>				
Research Services (FOI)	£17.00	£17.85	£0.85	5.00%
Research Services	£102.00	£107.10	£5.10	5.00%
1 to 1 IT training* (30 minutes)	£10.00	£10.50	£0.50	5.00%
<b>Libraries</b>				
<b>Laminating</b>				
A4	£1.00	£1.05	£0.05	5.00%
A3	£1.50	£1.58	£0.08	5.00%
<b>Filming/Photography</b>				
Per hour/part hour	£105.00	£110.25	£5.25	5.00%
<b>Reproduction of material held in Birmingham Archives &amp; Collections — for commercial use</b>				

Non-academic/independent printed books/magazines	£140.00	£147.00	£7.00	5.00%
eBook, electronic report	£140.00	£147.00	£7.00	5.00%
Exhibition	£150.00	£157.50	£7.50	5.00%
Educational/not for profit film or transmission	£60.00	£63.00	£3.00	5.00%
Commercial film or transmission exhibition	£220.00	£231.00	£11.00	5.00%
Material used in talk or presentation only	£300.00	£315.00	£15.00	5.00%