



Statement of Accounts 2018/19

Index		
Contents		Page
Narrative Report		5
Statement of Responsibilities		17
<u>Core Financial Statements</u>		
Comprehensive Income and Expenditure Statement		19
Movement in Reserves Statement		20
Balance Sheet		21
Cash Flow Statement		22
Notes to the Core Financial Statements		23
<u>Supplementary Financial Statements</u>		
Housing Revenue Account - Income and Expenditure Statement		141
Movement on the Housing Revenue Account Statement		142
Notes to the Housing Revenue Account		143
<u>Collection Fund Income and Expenditure Account</u>		
Collection Fund Income and Expenditure Account		147
Notes to the Collection Fund		148
<u>Group Accounts</u>		
Narrative Report		151
Group Comprehensive Income and Expenditure Statement		154
Group Movement in Reserves Statement		155
Group Balance Sheet		156
Group Cash Flow Statement		157
Notes to the Group Accounts		158
Annual Governance Statement 2018/19		196
<u>Glossary</u>		
		212
<u>Auditor's Report</u>		
		219

Note	Note	Page
Notes to the Core Financial Statements		
Setting the Accounts Framework		
Accounting Policies	1	23
Critical Judgements in Applying Accounting Policies	2	44
Accounting Standards That Have Been Issued but Have Not Yet Been Adopted	3	48
Assumptions Made About the Future and Other Major Sources of Estimation Uncertainty	4	50
Events After the Reporting Period	5	52
Notes Supporting the Comprehensive Income and Expenditure Statement		
Expenditure and Funding Analysis	6	54
Note to the Expenditure and Funding Analysis	7	55
Prior Period Restatement of Service Expenditure and Income	8	56
Expenditure and Funding Analysis by Nature of Activity	9	57
Material Items of Income and Expense	10	57
Other Operating Expenditure	11	58
Financing and Investment Income and Expenditure	12	59
Taxation and Non Specific Grant Income and Expenditure	13	60
Trading Operations	14	61
Revenue from Contracts with Service Recipients	15	63
Grant Income	16	64
Dedicated Schools Grant	17	66
Notes Supporting the Movement in Reserves Statement		
Adjustments Between Accounting Basis and Funding Basis Under Regulations	18	67
Usable Reserves	19	70
Unusable Reserves	20	74
Pension Schemes Accounted for as Defined Contribution Schemes	21	80
Defined Benefit Pension Schemes	22	81
Notes Supporting the Balance Sheet		
Property, Plant and Equipment	23	89
Heritage Assets	24	94
Intangible Assets	25	96
Long Term Debtors	26	97
Short Term Investments	27	97
Assets Held for Sale	28	97
Short Term Debtors	29	98
Cash and Cash Equivalents	30	98
Short Term Creditors	31	99
Provisions	32	99
Contingent Liabilities and Contingent Assets	33	102
Council Borrowing	34	105
Notes Supporting the Cash Flow Statement		
Cash Flow Statement - Operating Activities	35	105
Cash Flow Statement - Investing Activities	36	105
Cash Flow Statement - Financing Activities	37	106
Cash Flow Statement - Other Adjustments	38	107

Note	Note	Page
Disclosures Providing Additional Supporting Information		
Financial Instruments	39	108
Nature and Extent of Risks Arising from Financial Instruments	40	114
Capital Expenditure and Capital Financing	41	117
Leases	42	118
Service Concession Arrangements	43	120
Members' Allowances	44	122
Officers' Remuneration	45	123
Exit Packages	46	126
Auditor Remuneration	47	127
Related Parties	48	127
The Council Acting as Agent	49	135
Trust Funds	50	138

NARRATIVE REPORT

KEY FACTS ABOUT BIRMINGHAM

Birmingham lies at the heart of the West Midlands with a population of 1.15 million that is forecast to increase by a further 150,000 by 2031. Birmingham's population is the most diverse of any major city outside London and is also a young city with almost half of its residents under the age of 30.

However, Birmingham faces a number of key challenges with:

- 56.3% of its population living in areas that are in the 20% most deprived in the country, compared to the English average of 20.4%
- An employment rate of 63.4% compared to the UK average of 73.9%
- 29% of children in receipt of free school meals compared to the national average of 15%

Other key factors that drive the Council's activities and its need to spend include:

- 440,000 households with an average occupancy of 2.6 people
- 34,600 local enterprises
- Some 200,000 pupils attending schools within the City
- 16.9% projected increase between 2017 and 2022 in the number of people aged 90 or over. Increases are also forecast in the 65-69, 70-74, 75-79, 80-84 and 85-89 age bands.

KEY FACTS ABOUT THE COUNCIL

For the first time the Council elections held in May 2018 were on the basis of all 101 seats being contested, with Councillors elected for a four year term until May 2022, rather than on the previous basis of a third of council seats being contested three years in four. The political composition of the Council following the election was:

Party	Councillors
Labour	67
Conservative	25
Liberal Democrat	8
Green	1
Total Councillors	101

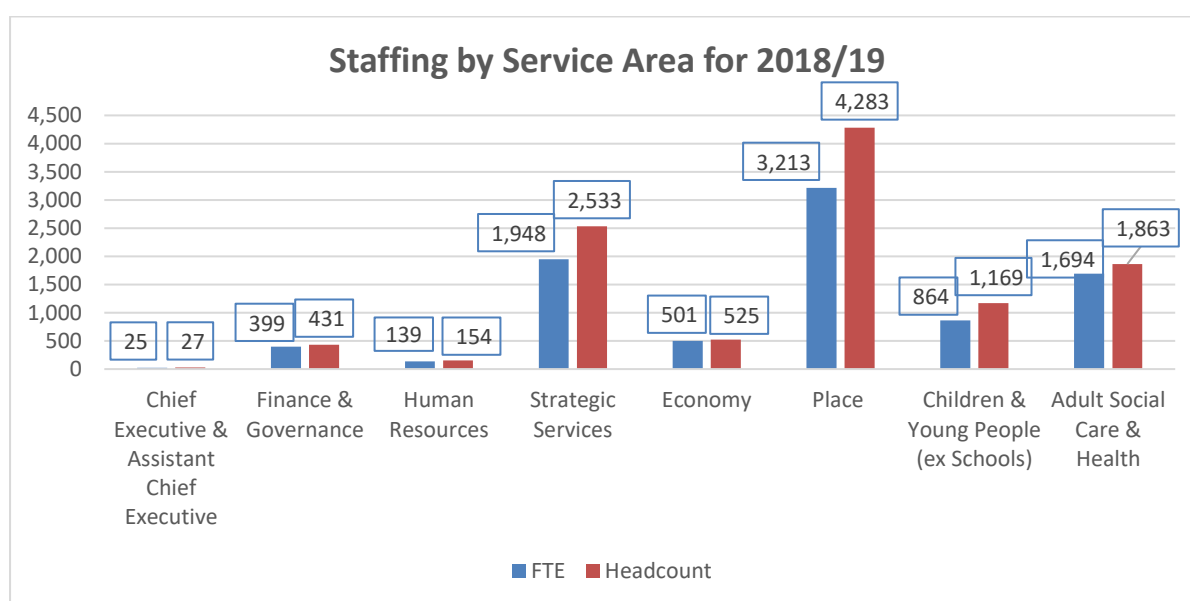
The Council has a clear vision for Birmingham, which is to create a city of growth where every child, citizen and place matters. The Council has agreed strategic outcomes and priorities which are:

- Birmingham is an entrepreneurial city to learn, work and invest in.
- Birmingham is an aspirational city to grow up in
- Birmingham is a fulfilling city to age well in
- Birmingham is a great city to live in
- Birmingham residents gain the maximum benefit from hosting the Commonwealth Games.

The vision and strategies shape the services that the Council delivers for the citizens of Birmingham, which include:

- Provision of 60,836 Council dwellings
- Provision of education through 253 funded schools with the balance of provision through 174 academy trusts and 18 free schools
- Maintenance of 2,558 km of roads
- Collection of household waste equivalent to 354kg per person per annum
- Provision of 42 libraries
- Processing of some 3,500 planning applications per annum

In supporting the delivery of services, the Council employed, as at 31 March 2019, 27,349 staff which equated to 20,475 full time equivalents (fte). If schools' staff are excluded, the Council employed 10,985 staff which equated to 8,783 fte. The chart below shows the Council's staffing, excluding school staff, by service area.



Birmingham Independent Improvement Panel

Following the publication of a report on the governance and organisation of the Council by Lord Kerslake, the Secretary of State set up the Birmingham Independent Improvement Panel (BIIP) in January 2015 to work with the Council to provide robust challenge and support. In a letter to the Secretary of State for Communities and Local Government in April, the BIIP confirmed it had officially stood itself down in March 2019.

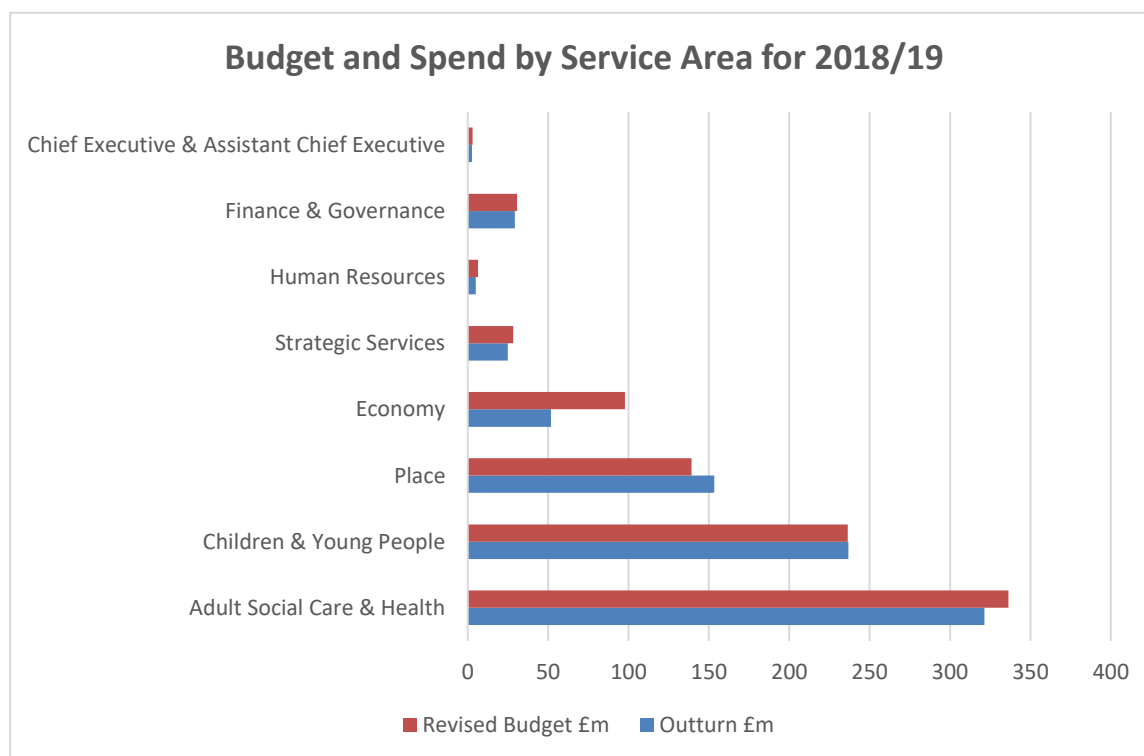
In its April 2019 report, the BIIP acknowledged that “there has been meaningful progress over the last 10 months. We recognise the huge amount of work that Birmingham City Council is doing to get itself on the right track and tackle deep entrenched problems” but “due to the enormous challenges encountered in the last year and still being experienced, the pace of improvement continues to be slower than everyone involved would want”. The letter recommended the Minister for Housing, Communities and Local Government “Put in place external independent challenge and support, additional to that proposed by the Council, to replace the Panel.” The Council is planning to maintain constructive and critical challenge through internal scrutiny and sector-led arrangements.

A SUMMARY OF THE COUNCIL'S FINANCIAL PERFORMANCE FOR THE YEAR ENDED 31 MARCH 2019

Revenue Expenditure

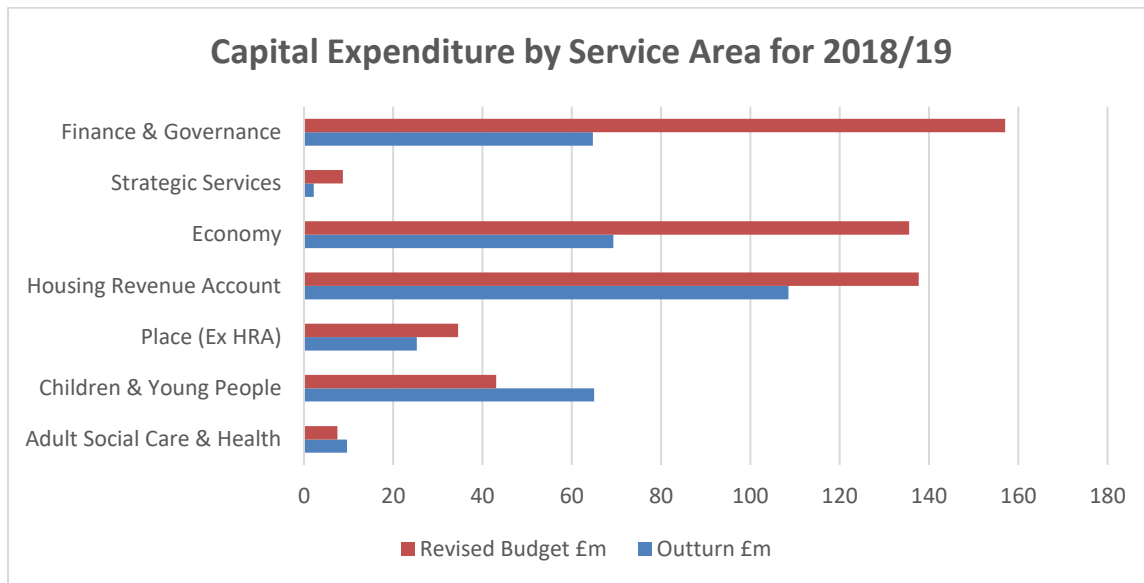
The Council's revenue and capital budgets were allocated between eight Directorates with other budgets being managed corporately. Spending against these budgets was carefully monitored throughout the year and reported to Cabinet regularly. The year-end outturn position was reported to Cabinet on 14 May 2019.

The Directorate's final revenue outturn was a net underspend of £53.5m and with a Corporate underspend of £12.3m gave a total net underspend of £65.8m. This underspend reduced to £5.9m after a net transfer to reserves of £59.9m. The major proportion of the transfer to reserves relates to contract payments withheld in respect of a contract dispute, which will need to be released in future years to undertake work which has not been carried out. The chart below shows the budget and spend by Directorate for 2018/19.



Capital Expenditure

Total expenditure on directorate capital schemes in 2018/19, reported to Cabinet on 14 May 2019, was £344.7m (2017/18: £362.2m), compared to the revised capital budget of £524.3m (2017/18: £519.9m). The reported variance of £179.6m was mainly as a result of delays in expenditure on a number of capital schemes. Details of this slippage are given in the Council's Capital Outturn report for 2018/19. It should be noted that no Council resources were lost as a result of the slippage as the resources and planned expenditure will be "rolled forward" into future years.

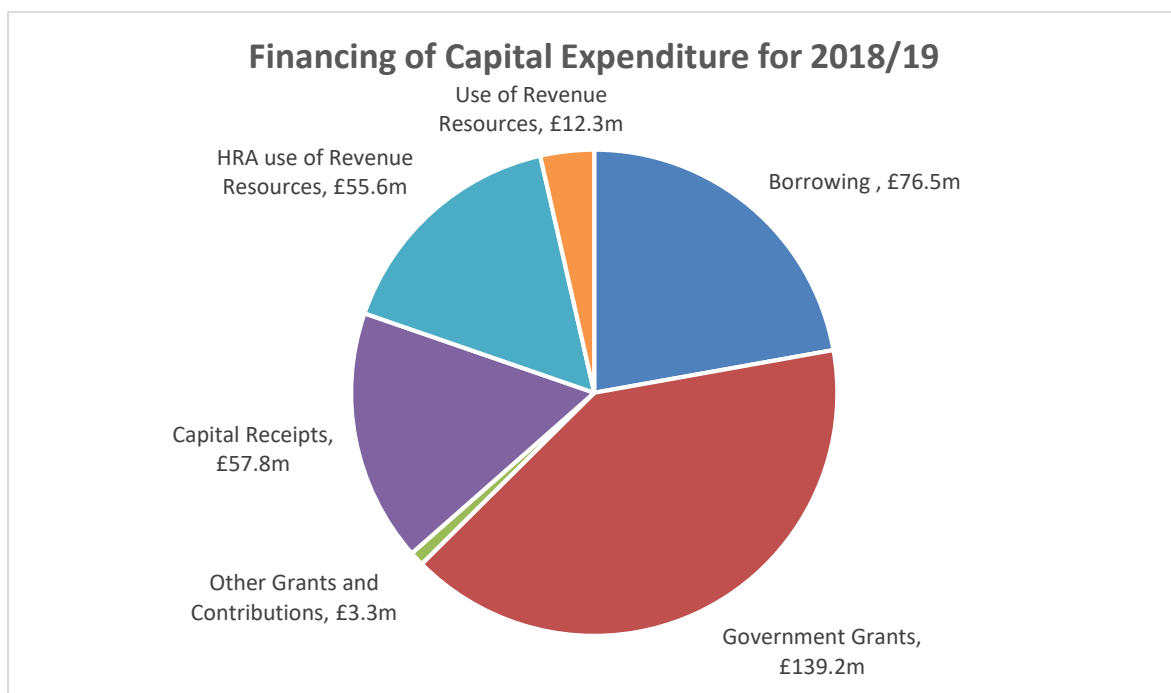


Material Assets Acquired

During the year a number of major projects have progressed including the Paradise Circus redevelopment, public realm at Centenary Square, the creation of additional school places at a number of schools, transport and highways infrastructure works including walking and cycling paths, housing improvements and work has commenced on the Athletes’ Village in Perry Barr in preparation for the 2022 Commonwealth Games.

Capital Financing

The financing arrangements in respect of capital expenditure in 2018/19, as reported to Cabinet on 14 May 2019, are summarised below:



During the financial year ended 31 March 2019, the Council took £145.0m of long term loans. The Council also maintained a significant short term loan debt portfolio during the year, taking advantage of historically low short term interest rates. Total debt remained within the Council's authorised limit.

Further details of the Council's financial liabilities are given in Notes 39 and 40 to these financial statements. Full details regarding the financing of capital expenditure and the acquisition and disposal of non-current assets are given in Notes 23 to 25 to these financial statements.

Service Concession Arrangements and Similar Contracts

The Council has entered into a number of Service Concession arrangements, formerly classed as Private Finance Initiatives and similar contracts across Schools, Waste Management and Highways Services to deliver improvements in infrastructure and future service delivery. As a result of the schemes, the Council has a future liability to the end of the contracts of £404.3m as at 31 March 2019.

The Council entered into a Highways Management and Maintenance Private Finance Initiative (HMMPFI) contract with Amey Birmingham Highways Ltd (ABHL) to improve the city's highway infrastructure and provide operational services on the highway network over the 25 year period of the contract. The contract commenced on 7 June 2010. Amey LG Ltd (ALG) is the main subcontractor to provide the services on behalf of ABHL.

Whilst the contract was delivered in the early part of the term, the Council identified concerns regarding:

- The delivery of improvements during the Core Investment Period, principally on roads and pavements, and
- Inconsistent and poor operational performance.

The principal dispute began in 2014 and has been through:

- Adjudication in June 2015
- The High Court in February 2016, and
- The Court of Appeal in January 2018.

The Council won the case at the Court of Appeal and, in July 2018, the Supreme Court refused ABHL leave to appeal, ending the dispute in the Council's favour. As a result of this final decision, the Council has considered the appropriate treatment of the contract within its financial statements. Details of the impact are set out in:

- Note 2, Critical Judgements in Applying Accounting Policies
- Note 4, Assumptions about the Future and Other Major Sources of Estimation Uncertainty
- Note 19, Usable Reserves
- Note 23, Property, Plant and Equipment
- Note 33, Contingent Liabilities and Contingent Assets, and
- Note 43, Service Concession Arrangements

At its meeting on 22 May 2019, Cabinet agreed that the Council should enter into negotiation to finalise a settlement agreement in respect of all disputes under the HMMPFI contract.

This would enable a managed transition to new arrangements for provision within the existing contract together with an appropriate negotiated settlement.

Following negotiations, a joint statement of the Council and Amey PLC was issued on 1 July 2019 which stated that agreement had been reached for Amey PLC to exit the Birmingham Highways PFI contract. The joint statement added that Amey would continue to provide services until a replacement contractor was found to deliver services on an interim basis, with the interim contractor in place no later than 31 March 2020. The full retendering of the project to find a permanent replacement would take place during 2020/21.

On the basis of a transfer of responsibilities under the contract to a new subcontractor, these financial statements have been based on the continuance of the HMMPFI arrangements. Details of the arrangements and timings of future liabilities are set out in Note 43 to these financial statements.

Pension Liabilities

For the Local Government Pension Scheme there is currently a net pension liability that is reviewed periodically by the West Midlands Metropolitan Authorities Pension Fund Actuary. The Council's share of the total pension shortfall is £2,552.0m at 31 March 2019 (31 March 2018: £2,587.9m). Whilst the figure is substantial it should be noted that:

- It is not an immediate deficit that has to be met now. The sum is the current assessment taking a long term view of the future liabilities for existing pensioners and current employees who are accruing pension entitlement and of future expected investment performance;
- There is an 18 year recovery plan which has been built into the Council's financial plans;
- It is not unique to the Council as this is in common with the national position for pension funds. Details of the pension liability and assets are set out in Notes 21 and 22 to these financial statements.

Nevertheless, addressing the pension deficit represents a significant financial issue for the Council.

Provisions

Equal Pay

The Council has continued to receive equal pay claims up to the sign off of these financial statements and has, as a result, made provision in its accounts for these potential future liabilities. The Council has continued to negotiate with claimants' representatives and settle where it is recognised that a claim would be successful. These accounts include the expected costs of settlement for claims received and all negotiations agreed as at 31 March 2019.

Business Rates

As a result of the change introduced through the Local Government Finance Act 2012, local authorities assumed part of the liability for funding rate payers who successfully appeal

against the rateable value of their properties on the rating list. This liability includes amounts that were collected in respect of both the current and prior years.

The Council, as Billing Authority, is required to make a provision for this liability. These financial statements include a provision to cover the Council's share of the estimated liability for the settlement of all appeals received up to 31 March 2019 but which remained unsettled. From 1 April 2017, the Council has been piloting a 100% Local Business Rates Retention scheme which has meant that its share of any provision outstanding relating to appeals is now 99% with the remaining 1% attributable to the Fire and Rescue Authority.

NEC Pension Liability

On the disposal of the NEC Group on 1 May 2015, PETPS (Birmingham) Limited, a wholly owned subsidiary of the Council, replaced the National Exhibition Centre Limited as principal employer of the defined benefit schemes, which assumed the ongoing funding obligations with the agreement of the pension trustees. At the same time, the Council provided guarantees to the Trustees of the Fund and the Scheme to meet the current and future funding obligations that may arise in respect of the liabilities.

In 2017/18, the Council set up an arrangement through PETPS (Birmingham) Capital Limited, PETPS (Birmingham) General Partner Limited and PETPS (Birmingham) Pension Funding SLP that will enable the Council to spread the implications of the guarantee across the anticipated deficit recovery period.

The next formal actuarial valuations of the schemes will be based on a reporting date of 5 April 2019.

Guarantees to Third Parties

The Council has provided guarantees to the West Midlands Pension Fund in a number of cases where Council staff have transferred to external employers. These guarantees have been given in order that transferring staff can continue to access the Local Government Pension Scheme. The guarantees given cover changes in future service contribution rates or where there is a deficit on termination of a contract with an external provider.

Reserves

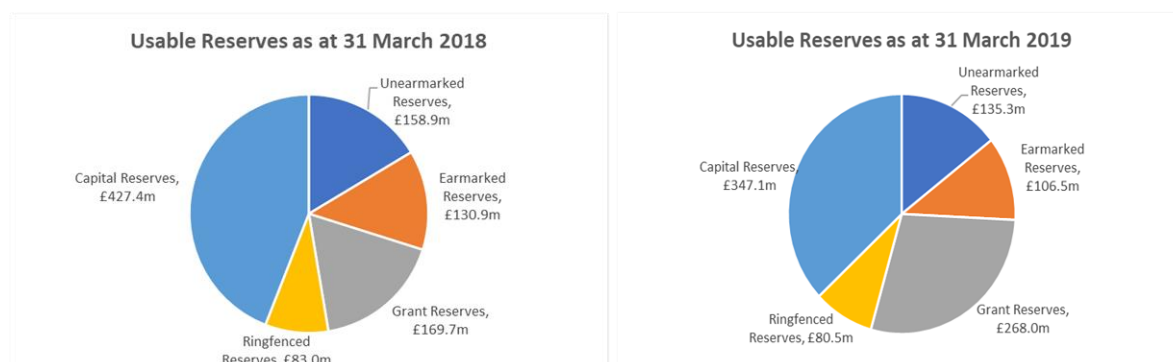
The Council maintains two types of reserves:

- Usable reserves – where the Council sets aside specific amounts for future policy purposes, to cover contingencies or where resources have been provided for specific purposes but have not yet been spent
- Unusable reserves, which are not available to support the provision of services and include:
 - Unrealised gains and losses, particularly in relation to changes in valuation of non-current assets;
 - Adjustment accounts that absorb the difference between the outcome of applying proper accounting practices and the requirements of statutory arrangements for funding expenditure.

The level of reserves held at the year-end are set out below.

	31 March 2018 £m	31 March 2019 £m
Usable Reserves	969.9	937.4
Unusable Reserves	(1,517.7)	(1,180.3)
Total Reserves	(547.8)	(242.9)

An analysis of the level of usable reserves is set out below



Note: Within the graphs, the deficit balance on unearmarked dedicated schools grant reserves has been included in the unearmarked reserves total.

The net reduction in the level of usable reserves is mainly as a result of:

- An increase in the level of grant reserves from the repayment of short term support of the budget position in previous financial years, with a resultant reduction in the level of unearmarked and earmarked reserves
- A reduction in the level of capital receipts as a result of funding for the capital programme and the Council's strategy for the flexible use of capital receipts.

The net reduction in the level of unusable reserves is mainly as a result of:

- An increase in the carrying value of non-current assets as a result of the latest valuation review
- A reduction in the pensions reserve deficit as a result of the latest actuarial report
- A reduction in the capital adjustment account deficit largely as a result of the sums set aside from revenue and capital receipts to finance capital expenditure.

The Council's net liabilities at 31 March 2019 have reduced by £304.9m to £242.9m being represented by the usable and unusable reserves.

The Council has included financial assumptions for resourcing these liabilities in its long term financial plan, Council Financial Plan 2019 – 2023.

The Financial Statements

The Council's Financial Statements for 2018/19 have been prepared on the basis of the first time application of IFRS9, *Financial Instruments* and of IFRS15, *Contracts with Service Recipients*.

The CIPFA Code of Practice on Local Authority Accounting in the United Kingdom 2018/19 (the Code) requires local authorities to apply IFRS9 retrospectively. However, the Code has also provided a number of concessions, including the requirement that there should be no restatement of previous year information. An explanatory note has been provided where there has been a change in reporting lines within the statements as a result of the implementation of IFRS9.

IFRS15 requires that the Council should only recognise income from the provision of services only when the performance obligation under the contract is satisfied. The Council has only accounted for income from the provision services as they have been delivered and, therefore, the implementation of the new standard has had minimal impact on the Council's financial performance. The standard does require additional disclosures to be made and information is set out in Note 15.

The pages which follow contain the Council's Financial Statements for the year ended 31 March 2019, with comparative figures for the previous financial year, and comprise:

The Core Financial Statements

The Comprehensive Income and Expenditure Statement (CIES) – provides the in-year cost of providing services in accordance with generally accepted accounting practices, rather than the amount reported monthly to the Council which is based on an agreed budget to be funded from taxation, grants or from rents for council dwellings.

In line with proper accounting practices under the Code the CIES incorporates transactions relating to:

- movements in the value of Property, Plant & Equipment and other non-current assets,
- the impact of updates in the valuation of pension liabilities under defined benefit arrangements
- changes in provisions set aside for the future, for example, for the costs of Equal Pay.

The CIES shows an increase in the deficit on the provision of services of £90.4m, with the impact of the items detailed above outweighing the reductions in the costs of services as a result of savings plans implemented by the Council in 2018/19. The factors highlighted above do not impact on Council Tax or housing rents as they are reversed out through the Movement in Reserves Statement.

Supporting the CIES is the Expenditure and Funding Analysis (EFA) (Note 6), which shows the basis of the Council's annual expenditure and how it is funded from resources compared to how the resources are consumed and earned in line with generally accepted accounting practices. The EFA also shows how expenditure is allocated by the Council between directorates.

Movement in Reserves Statement (MiRS) – provides a reconciliation of the movement in year on the different reserves of the Council. The MiRS shows how the movements in the Council's reserves are broken down between gains and losses incurred in accordance with generally accepted accounting practices and the statutory adjustments required to return to the amounts chargeable to Council Tax or housing rents for the year.

Balance Sheet – shows the value of assets and liabilities recognised by the Council as at 31 March 2019 and the level of reserves, split between usable and unusable.

The Council's net liabilities at 31 March 2019 have reduced by £304.9m to £242.9m, mainly as a result of:

- an increase of £124.8m in the carrying value of non-current assets and assets held for sale following revaluation
- a reduction in borrowing of £101.2m
- a reduction in creditors of £37.1m
- a reduction in the net pension deficit of £35.9m

Cash Flow Statement – shows how the Council generates and uses cash during the year and the impact this has on the balances of cash and cash equivalents. Cash flows are classified into operating, investing and financing activities.

Supplementary Statements

Notes to the Accounts – additional detail supporting the information provided in the core financial statements is provided in the Notes to the Accounts.

Housing Revenue Account – records the financial position of the Council's statutory obligation to account separately for the costs of its housing provision.

Collection Fund – a statutory account that records the transactions in respect of the collection and distribution of Business Rates and Council Tax for which the Council acts as agent.

Group Accounts

The Council operates through a variety of undertakings, through either majority shareholding or sole membership of companies with the current ability to appoint the majority of directors (subsidiary undertakings) or in partnership with other organisations (associate undertakings and joint ventures). To provide a full picture of the activities of the Council, Group Accounts have been prepared which include those organisations where the interest and level of activity is considered material. The Group Accounts consolidate the Council's accounts with those of:

Subsidiaries

Acivico Limited

Birmingham City Propco Limited

Birmingham Children's Trust Community Interest Company – New Company

Innovation Birmingham Limited – sold on 18 April 2018

InReach (Birmingham) Limited

National Exhibition Centre (Developments) Plc

PETPS (Birmingham) Limited

PETPS (Birmingham) Pension Funding Scottish Limited Partnership

Associates

Birmingham Airport Holdings Limited

Joint Venture

Paradise Circus General Partner Limited

Birmingham Children's Trust CIC became operational from 1 April 2018 and took on the responsibility for the delivery of social care services for children, young people and families within the City. The Council is the sole member of the company. The company has an independent board of directors with the Council nominating one board member.

The Council disposed of its interest in Service Birmingham Limited on 31 December 2017 which is included in the comparative figures for 2017/18. Prior to its disposal, the Council consolidated the company on the basis of an Associate. The Council continues to have a contractual relationship with the company for the provision of services.

The Council also operates through or in conjunction with a number of organisations where the level of activity is not considered material to the overall Group Accounts. Details of these organisations are set out in Note 48, Related Parties.

Accountable Body Roles

In addition to the activities reflected in the Council's CIES and Balance Sheet, the Council also acts as an agent for 30 organisations with gross expenditure of some £175m, the most significant being the Greater Birmingham and Solihull Local Enterprise Partnership. Further details are contained in Note 49.

Future Revenue and Capital Expenditure Plans

The Council Financial Plan 2019 - 2023 was set in the context of pressures on services arising from demographic changes and increasing and changing needs, whilst facing reducing grant resources available to fund service provision and investment in assets. The Council has historically been more dependent on government grants than many local authorities because of the higher levels of need in the City and because of the comparatively low tax base which constrains what can be raised locally through Council Tax.

The Council has recognised the need for the effective management of savings programmes and has implemented a clear process for decision-making and monitoring delivery. There is active engagement by both Members and senior officers, including monthly meetings co-chaired by the Cabinet Member for Finance and Resources and the Chief Finance Officer, as well as formal revenue budget monitoring reports considered by Cabinet. Additionally, the Council has instilled strict project discipline and a robust approach to tracking and monitoring delivery of the savings programme through the Project Management Office (PMO).

The Council's key capital priorities are addressed through the four-year capital programme, totalling £2,095m in the Financial Plan 2019 - 2023. The Council continues to pursue major initiatives taking advantage of the availability of external capital resources, with the programme including £613m of Government grants and other external contributions. The programme also incorporates borrowing proposals set out in the approved Enterprise Zone Investment Plan, the cost of which will be supported from projected Business Rates growth in the Enterprise Zone area.

The Council agreed to forego its Revenue Support Grant from 1 March 2017 in exchange for retaining 99% of Business Rates (the remaining 1% will continue to be passed to the West Midlands Fire and Rescue Authority) as part of a 100% Business Rates Retention Pilot across the seven West Midlands District Authorities. The top up grant that the Council receives has also been reduced in order to ensure fiscal neutrality in terms of the Local Government Finance Settlement. The Government is currently consulting on arrangements for the Business Rates scheme, including the 100% pilot for 2020/21 and beyond.

Full details of the 2019/20 Revenue and Capital Budgets can be found within the Council Financial Plan 2019 - 2023 approved by Council on 26 February 2019, via the Council's website.

Statement of Responsibilities for the Statement of Accounts

The Council's Responsibilities

The Council is required to:

- make arrangements for the proper administration of its financial affairs and to secure that one of its officers has the responsibility for the administration of those affairs. In Birmingham City Council this is the Chief Finance Officer who also has the role of Section 151 officer;
- manage its affairs to secure economic, efficient and effective use of resources and safeguard its assets;
- approve the Statement of Accounts.

The Section 151 Officer's Responsibilities

The Section 151 Officer is responsible for the preparation of the Council's Statement of Accounts in accordance with proper practices as set out in the CIPFA/LASAAC Code of Practice on Local Authority Accounting in the United Kingdom (the Code). In preparing this Statement of Accounts, the Section 151 Officer has:

- selected suitable accounting policies and applied them consistently;
- made judgments and estimates that were reasonable and prudent;
- complied with the Code.

The Section 151 Officer has also:

- kept proper accounting records which are up to date;
- taken reasonable steps for the prevention and detection of fraud and other irregularities.

Certification of Accounts

I certify that the Statement of Accounts presents a true and fair view of the financial position of Birmingham City Council as at 31 March 2019 and of its income and expenditure for the year ended 31 March 2019.

.....
Clive Heaphy, Chief Executive (Acting) and Section 151 Officer
24 September 2019

Approval of Accounts

In accordance with the Accounts and Audit Regulations 2015, I certify that the Statement of Accounts was approved by the Audit Committee on xx July 2019.

.....
Councillor Fred Grindrod, Chair of Audit Committee
24 September 2019

CORE FINANCIAL STATEMENTS 2018/19

Movement in Reserves Statement

This Statement shows the movement in the year in the different reserves held by the Council, analysed into 'usable reserves' (that is, those that can be applied to fund expenditure or reduce local taxation) and other reserves. The opening balances for 2018/19 have been adjusted in line with the Code guidance following the implementation of IFRS 9, Financial Instruments.

	Total General Fund Balance	Housing Revenue Account	Capital Receipts	Major Repairs Reserve	Capital Grants Unapplied Account	Total Usable Reserves	Unusable Reserves	Total Council Reserves
	£m	£m	£m	£m	£m	£m	£m	£m
Balance at 31 March 2017	412.9	4.7	278.3	39.0	95.2	830.1	(1,903.4)	(1,073.3)
Movement in Reserves during 2017/18								
Surplus/(Deficit) on the provision of services	(80.8)	58.8				(22.0)		(22.0)
Other Comprehensive Income and Expenditure						-	547.5	547.5
Total Comprehensive Income and Expenditure	(80.8)	58.8	-	-	-	(22.0)	547.5	525.5
Adjustments between accounting basis and funding basis under regulations (Note 18)	177.0	(58.7)	42.1	(10.4)	11.8	161.8	(161.8)	-
Net Increase/(Decrease) before Transfers to Earmarked Reserves	96.2	0.1	42.1	(10.4)	11.8	139.8	385.7	525.5
Transfers to/(from) Earmarked Reserves (Note 19)	-					-		-
Increase/(Decrease) in 2017/18	96.2	0.1	42.1	(10.4)	11.8	139.8	385.7	525.5
Balance at 31 March 2018	509.1	4.8	320.4	28.6	107.0	969.9	(1,517.7)	(547.8)
Movement in Reserves during 2018/19								
Adjustment for the Restatement of Financial Instruments	(0.5)	-	-	-	-	(0.5)	(0.5)	(1.0)
Restated Balance brought forward at 1 April 2018	508.6	4.8	320.4	28.6	107.0	969.4	(1,518.2)	(548.8)
Surplus/(Deficit) on the provision of services	(164.1)	51.7				(112.4)		(112.4)
Other Comprehensive Income and Expenditure						-	418.3	418.3
Total Comprehensive Income and Expenditure	(164.1)	51.7	-	-	-	(112.4)	418.3	305.9
Adjustments between accounting basis and funding basis under regulations (Note 18)	215.6	(51.1)	(80.1)	(3.7)	(0.3)	80.4	(80.4)	-
Net Increase/(Decrease) before Transfers to Earmarked Reserves	51.5	0.6	(80.1)	(3.7)	(0.3)	(32.0)	337.9	305.9
Transfers to/(from) Earmarked Reserves (Note 19)	-					-		-
Increase/(Decrease) in 2018/19	51.5	0.6	(80.1)	(3.7)	(0.3)	(32.0)	337.9	305.9
Balance at 31 March 2019	560.1	5.4	240.3	24.9	106.7	937.4	(1,180.3)	(242.9)

Balance Sheet

The Balance Sheet shows the value as at the Balance Sheet date of the assets and liabilities recognised by the Council. The reserves as at 31 March 2018 have been restated to show separately the deficit on Non-Schools DSG which was previously held in Grant Reserves and Ringfenced Reserves.

31 March 2018 (Restated) £m		Note	31 March 2019 £m
5,719.9	Property, Plant and Equipment	23	5,828.9
251.6	Heritage Assets	24	249.8
11.3	Investment Property		12.7
13.7	Intangible Assets	25	7.4
41.7	Long Term Investments	39	41.2
126.2	Long Term Debtors	26	115.4
6,164.4	Total Long Term Assets		6,255.4
72.6	Short Term Investments	27	69.6
0.9	Assets Held for Sale	28	23.4
1.3	Inventories		1.5
329.4	Short Term Debtors	29	330.6
55.5	Cash and Cash Equivalents	30	46.2
459.7	Total Current Assets		471.3
(35.4)	Cash and Cash Equivalents	30	(15.2)
(799.8)	Short Term Borrowing	34	(583.1)
(333.7)	Short Term Creditors	31	(295.8)
(188.1)	Short Term Provisions	32	(205.4)
(1,357.0)	Total Current Liabilities		(1,099.5)
(1.5)	Long Term Creditors		(2.3)
(23.5)	Long Term Provisions	32	(15.9)
(2,740.0)	Long Term Borrowing	34	(2,855.5)
(462.0)	Other Long Term Liabilities	39	(444.4)
(2,587.9)	Net liability on defined benefit pension scheme	22	(2,552.0)
(5,814.9)	Total Long Term Liabilities		(5,870.1)
(547.8)	Net Assets/(Liabilities)		(242.9)
	Usable Reserves	19	
170.4	Unearmarked Reserves		144.0
130.9	Earmarked Reserves		106.5
169.7	Grant Reserves		268.0
(11.5)	Unearmarked Non-Schools DSG		(8.7)
83.0	Ringfenced Reserves		80.5
427.4	Capital Reserves		347.1
969.9	Total Usable Reserves		937.4
(1,517.7)	Unusable Reserves	20	(1,180.3)
(547.8)	Total Reserves		(242.9)

These financial statements replace the unaudited financial statements certified by the Chief Finance Officer on 31 May 2019

Cash Flow Statement

The Cash Flow Statement shows the changes in cash and cash equivalents of the Council during the reporting period.

2017/18 £m		Note	2018/19 £m
(22.0)	Net Surplus/(Deficit) on the provision of services		(112.4)
	Opening Adjustment for IFRS9 implementation		(1.0)
64.5	Adjustments to net Surplus/Deficit on the provision of services for non-cash movements	38	497.3
(224.1)	Adjustments for items included in the net Surplus/(Deficit) on the provision of services that are investing and financing activities	38	(209.0)
(181.6)	Net cash flows from Operating Activities		174.9
(166.9)	Investing Activities	36	(137.5)
336.7	Financing Activities	37	(26.5)
(11.8)	Net increase/(decrease) in cash and cash equivalents		10.9
31.9	Cash and cash equivalents at the beginning of the reporting period		20.1
20.1	Cash and cash equivalents at the end of the reporting period	30	31.0

Note 1**Accounting Policies****i. General Principles**

The Statement of Accounts summarises the Council's transactions for the 2018/19 financial year and its position at the year-end of 31 March 2019. The Accounts and Audit Regulations 2015, require the Council to prepare an annual statement of accounts in accordance with proper accounting practices. These practices primarily comprise the Code of Practice on Local Authority Accounting in the United Kingdom 2018/19 (the Code) supported by International Financial Reporting Standards (IFRS).

The accounting convention adopted in the statement of accounts is principally historical cost, modified by the revaluation of certain categorised non-current assets and financial instruments. Historical cost is deemed to be the carrying amount of an asset as at 1 April 2007 (that is, brought forward from 31 March 2007) or at the date of acquisition, whichever date is the later, and if applicable is adjusted for subsequent depreciation or impairment.

ii. Accruals of Income and Expenditure

Service activity is accounted for in the year it takes place, not simply when cash payments are made or received. In particular:

- Revenue from contracts with service recipients, whether for services or the provision of goods, is recognised when (or as) the goods or services are transferred to the service recipient in accordance with the performance obligations in the contract;
- Supplies are recorded as expenditure when they are consumed – where there is a gap between the date supplies are received and their consumption, they are carried as inventories on the Balance Sheet, for example, fuel and transport parts;
- Expenses in relation to services received (including services provided by employees) are recorded as expenditure when the services are received rather than when payments are made;
- Interest receivable on investments and payable on borrowings is accounted for respectively as income and expenditure on the basis of the effective interest rate for the relevant financial instrument rather than the cash flows fixed or determined by the contract;
- When income and expenditure have been recognised but cash has not been received or paid, a debtor or creditor for the relevant amount is recorded in the Balance Sheet. Where debts may not be settled, the balance of debtors is written down and a charge made to revenue for the income that might not be collected.

The Council has based its general accruals on the difference between the forecast revenue outturn for the year and the actual income/expenditure recorded by 31 March. Specific accruals are included for material items and for items relating to:

- Statutory accounts, for example, the Collection Fund, Precepts;
- Grants received by the Council that are conditional on expenditure within the year.

This is intended to improve the efficiency of the final accounts process in order that earlier closedown deadlines can be achieved.

iii. Fair Value Measurement

The Council measures some of its non-financial assets, such as investment properties, and some of its financial instruments, such as equity shareholdings, at fair value at each reporting date. Fair value is the price that would be received to sell an asset or paid to transfer a liability in an orderly transaction between market participants at the measurement date. The fair value measurement assumes that the transaction to sell the asset or transfer the liability takes place either:

- In the principal market for the asset or liability; or
- In the absence of a principal market, in the most advantageous market for the asset or liability.

The Council measures the fair value of an asset or liability using the assumptions that market participants would use when pricing the asset or liability, assuming that market participants act in their economic best interest.

When measuring the fair value of a non-financial asset, the Council takes into account a market participant's ability to generate economic benefits by using the asset in its highest and best use or by selling it to another market participant that would use the asset in its highest and best use.

The Council uses valuation techniques that are appropriate in the circumstances and for which sufficient data is available, maximising the use of relevant observable inputs and minimising the use of unobservable inputs.

Inputs to the valuation techniques in respect of assets and liabilities for which fair value is measured or disclosed in the Council's financial statements are categorised with the fair value hierarchy as follows:

- Level 1 – quoted prices (unadjusted) in active markets for identical assets or liabilities that the Council can access at the measurement date;
- Level 2 – inputs other than quoted prices included within Level 1 that are observable for the asset or liability, either directly or indirectly;
- Level 3 – unobservable inputs for the asset or liability.

iv. Exceptional Items

When items of income and expense are material, their nature and amount is disclosed separately, either on the face of the Comprehensive Income and Expenditure Statement or in the notes to the accounts, depending on how significant the items are to an understanding of the Council's financial performance.

v. Prior Period Adjustments, Changes in Accounting Policies and Estimates and Errors

Prior period adjustments may arise as a result of a change in accounting policies or to correct a material error. Changes in accounting estimates are accounted for prospectively, that is, in the current and future years affected by the change and do not give rise to a prior period adjustment.

Changes in accounting policies are only made when required by proper accounting practices or the change provides more reliable or relevant information about the effect of transactions,

or events and conditions, on the Council's financial position or financial performance. Where a change is made, it is applied retrospectively (unless stated otherwise) by adjusting opening balances and comparative amounts for the prior period as if the new policy had always been applied.

Material errors discovered in prior period figures are corrected retrospectively by amending opening balances and comparative amounts for the prior period.

vi. Employee Benefits

Benefits Payable During Employment

Short Term Benefits

Short term employee benefits are those due to be settled within 12 months of the year-end. They include benefits such as wages and salaries, paid annual leave and paid sick leave, bonuses and non-monetary benefits, for example cars for current employees, and are recognised as an expense for services in the year in which employees render service to the Council. An accrual is made for the cost of annual leave entitlements (or any other form of leave, for example time off in lieu) earned by employees but not taken before the year-end, which employees can carry forward into the next financial year. The accrual is made at the wage and salary rates applicable in the following accounting year, being the period in which the employee takes the benefit. The accrual is charged to the Surplus/Deficit on the Provision of Services, but then reversed out through the Movement in Reserves Statement so that leave benefits are charged to revenue in the financial year in which the leave of absence occurs.

Other Long Term Benefits

Other long term employee benefits are benefits, other than post-employment and termination benefits, that are not expected to be settled in full before 12 months after the end of the annual reporting period for which employees have rendered the related service. Within local authorities the value of these benefits are not expected to be significant. Such long term benefits may include:

- Long term paid absence or sabbatical leave;
- Long term disability benefits;
- Bonuses;
- Deferred remuneration.

Long term benefits would be accounted for on a similar basis to post-employment benefits.

Termination Benefits

Termination benefits are amounts payable as a result of a decision by the Council to terminate an employee's employment before the normal retirement date or an officer's decision to accept voluntary redundancy and are charged on an accruals basis to the appropriate Directorate at the earlier of when the Council can no longer withdraw the offer of those benefits or when the Council recognises costs for a restructuring.

Where termination benefits involve the enhancement of pensions, statutory provisions require the General Fund and Housing Revenue Account balances to be charged with the amount payable by the Council to the pension fund or pensioner in the year, not the amount calculated according to the relevant accounting standards.

In the Movement in Reserves Statement, appropriations are required to and from the Pension Reserve to remove the notional debits and credits for pension enhancement termination benefits and replace them with debits for the cash paid to the pension fund and pensioners and any such amounts payable but unpaid at the year-end.

Post-Employment Benefits

Employees of the Council are members of one of three separate pension schemes:

- The Local Government Pension Scheme, administered by the West Midlands Pension Fund offices at Wolverhampton City Council;
- The Teachers' Pension Scheme administered by Capita Teachers' Pensions on behalf of the Department for Education;
- The NHS Pensions Scheme, administered by NHS Pensions.

Each scheme provides defined benefits to members (retirement lump sums and pensions), earned during employment with the Council.

The arrangements for the Teachers' Pension Scheme and the NHS Pensions Scheme mean liabilities for these benefits cannot ordinarily be identified specifically to the Council. These schemes are, therefore, accounted for as if they were defined contribution schemes and no liability for future payments of benefits is recognised in the Balance Sheet.

The Local Government Pension Scheme

The Local Government Pension Scheme is accounted for as a defined benefits scheme:

- The liabilities of the West Midlands Local Government Pension Fund attributable to the Council are included in the Balance Sheet on an actuarial basis using the projected unit method – that is, an assessment of the future payments that will be made in relation to retirement benefits earned to date by employees, based on assumptions about mortality rates, employee turnover rates, etc., and projections of earnings for current employees;
- Liabilities are discounted to their value at current prices, using a discount rate of 2.4% based on the indicative rate of return on AA rated corporate bond yields;
- The assets of the West Midlands Local Government Pension Fund attributable to the Council are included in the Balance Sheet at their fair value:
 - quoted securities – current bid price;
 - unquoted securities – professional estimate;
 - unitised securities – current bid price;
 - property – market value.
- The change in the net pensions liability is analysed into the following elements:

Service cost comprising:

- current service cost – the increase in liabilities as a result of years of service earned this year – allocated in the Comprehensive Income and Expenditure Statement to the Directorates for which the employees worked;
- past service cost – the increase in liabilities arising from current year decisions whose effect related to years of service earned in earlier years – allocated to Directorates in the Comprehensive Income and Expenditure Statement;
- net interest on the net defined benefit liability/(asset), that is the net interest expense for the Council – the change during the reporting period in the net

defined benefit liability/(asset) that arises from the passage of time charged to the Financing and Investment Income and Expenditure line of the Comprehensive Income and Expenditure Statement – this is calculated by applying the discount rate used to measure the defined benefit obligation at the beginning of the period to the net defined benefit liability/(asset) at the beginning of the period – taking into account any changes in the net defined benefit liability/(asset) during the period as a result of contribution and benefit payments.

Re-measurements comprising:

- the return on plan assets – excluding amounts included in net interest on the net defined benefit liability/(asset) – charged to the Pensions Reserve as Other Comprehensive Income and Expenditure;
- actuarial gains and losses – changes in the net pensions liability that arise because events have not coincided with assumptions made at the last actuarial valuation or because the actuaries have updated their assumptions – charged to the Pensions Reserve as Other Comprehensive Income and Expenditure.

Contributions paid to the West Midlands Local Government Pension Fund – cash paid as employer’s contributions to the pension fund in settlement of liabilities; not accounted for as an expense.

In relation to retirement benefits, statutory provisions require the General Fund and Housing Revenue Account balances to be charged with the amount payable by the Council to the pension fund or directly to pensioners in the year, not the amount calculated according to the relevant accounting standards. In the Movement in Reserves Statement, this means that there are transfers to and from the Pensions Reserve to remove the notional debits and credits for retirement benefits and replace them with debits for the cash paid to the pension fund and pensioners, and any such amounts payable but unpaid at the year-end. The negative balance that arises on the Pensions Reserve thereby measures the beneficial impact to the General Fund and Housing Revenue Account arising from the requirement to account for retirement benefits on the basis of cash flows rather than as benefits are earned by employees.

Discretionary Benefits

The Council has restricted powers to make discretionary awards of retirement benefits in the event of early retirements. Any liabilities estimated to arise as a result of an award to any member of staff, including teachers and public health employees, are accrued in the year of the decision to make the award and accounted for using the same policies as are applied to the Local Government Pension Scheme.

vii. Revenue Expenditure Funded from Capital under Statute

Expenditure incurred during the year that may be capitalised under statutory provisions but which does not result in the creation of a non-current asset, has been charged as expenditure to the relevant Directorate in the Comprehensive Income and Expenditure Statement in the year. Where the Council has determined to meet the cost of this expenditure from existing capital resources or by borrowing, a transfer through the Movement in Reserves Statement from the General Fund Balance to the Capital Adjustment Account then reverses out the amounts charged so that there is no impact on the level of Council Tax.

viii. Charges to Revenue for Non-Current Assets

Directorates and trading accounts are debited with the following amounts to record the cost of holding non-current assets during the year:

- Depreciation attributable to the assets used by the relevant service;
- Revaluation and impairment losses on assets used by the service where there are no accumulated gains in the Revaluation Reserve against which the losses can be written off;
- Amortisation of intangible non-current assets attributable to the service.

The Council is not required to raise Council Tax to fund depreciation, revaluation and impairment losses or amortisation. However, it is required to make an annual contribution from revenue towards the reduction in its overall borrowing requirement equal to an amount calculated on a prudent basis determined by the Council in accordance with statutory guidance. An adjustment is, therefore, made to remove depreciation, amortisation and revaluation and impairment losses from the General Fund and Housing Revenue Account through Note 18, Adjustments Between Accounting Basis and Funding Basis under Regulations, and the Movement in Reserves Statement and to replace them by the statutory contribution from the General Fund or Housing Revenue Account Balance to the Capital Adjustment Account.

ix. Government Grants and Contributions

Government grants and third party contributions and donations are recognised as due to the Council when there is reasonable assurance that:

- the Council will comply with the conditions attached to the payments; and
- the grants or contributions will be received.

Amounts recognised as due to the Council are not credited to the Comprehensive Income and Expenditure Statement until conditions attached to the grant or contribution are considered more likely than not to be satisfied in the future. Conditions are stipulations that specify that the future economic benefits or service potential embodied in the asset in the form of the grant or contribution are required to be consumed by the recipient as specified, or future economic benefits or service potential must be returned to the transferor.

Monies advanced as grants and contributions for which conditions are unlikely to be satisfied are carried in the Balance Sheet as creditors. Where conditions are satisfied or expected to be satisfied, the grant or contribution is credited to the relevant Directorate (attributable revenue grants and contributions) or Taxation and Non-Specific Grant Income (non-ring fenced revenue grants and all capital grants) in the Comprehensive Income and Expenditure Statement.

Where capital grants are credited to the Comprehensive Income and Expenditure Statement, they are reversed out of the General Fund Balance in the Movement in Reserves Statement. Where the grant has yet to be used to finance capital expenditure, it is posted to the Capital Grants Unapplied Reserve. Where it has been applied, it is posted to the Capital Adjustment Account. Amounts in the Capital Grants Unapplied Reserve are transferred to the Capital Adjustment Account as they are applied to fund capital expenditure.

x. Overheads and Support Services

The costs of overheads and support services are charged to Directorates in accordance with the Council's arrangements for accountability and performance.

xi. Property, Plant and Equipment

Assets that have physical substance and are held for use in the production or supply of goods or services, for rental to others, or for administrative purposes and that are expected to be used during more than one financial year are classified as Property, Plant and Equipment.

Recognition

Expenditure on the acquisition, creation or enhancement of Property, Plant and Equipment is capitalised on an accruals basis, provided it is probable that the future economic benefits or service potential associated with the item will flow to the Council and the cost of the item can be measured reliably. Expenditure that maintains but does not add to an asset's potential to deliver future economic benefits or service potential (for example, repairs and maintenance) is charged as an expense when it is incurred.

Measurement

Assets are initially measured at cost, comprising:

- the purchase price;
- any costs attributable to bringing the asset to the location and condition necessary for it to be capable of operating in the manner intended by management.

The Council capitalises borrowing costs incurred whilst material assets are under construction. Material assets are considered to be those where total planned (multi-year) borrowing for a single asset (including land and building components) exceeds £20m, and where there is a 'substantial period of time' from the first capital expenditure financed from borrowing until the asset is ready to be brought into use. A substantial period of time is considered to mean in excess of two years. Both of these tests will be determined using estimated figures at the time of preparing the accounts in the first year of capitalisation. Should either test fail in subsequent financial years, the prior year's treatment will not be adjusted retrospectively.

The cost of assets acquired other than by purchase is deemed to be its fair value, unless the acquisition does not have commercial substance (that is, it will not lead to a variation in the cash flows of the Council). In the latter case, where an asset is acquired via an exchange, the cost of the acquisition is the carrying amount of the asset given up by the Council.

Assets are subsequently carried in the Balance Sheet using the following measurement bases:

- infrastructure assets, vehicles, plant, furniture and equipment (excluding Tyseley Energy Recovery Facility) – depreciated historical cost, unless evidence of impairment is identified;
- community assets and assets under construction – historical cost;
- dwellings – current value, determined using the basis of existing use value for social housing (EUV-SH);

- where cleared land has been designated for social housing use, that land is valued using the basis of EUV-SH;
- surplus assets – fair value, assessed in their highest and best use
- all other assets – current value, determined as the price that would be received to sell an asset in its existing use. Where there is no market based evidence of current value because of the specialist nature of an asset, depreciated replacement cost (DRC) is used as an estimate of current value.

Assets included in the Balance Sheet at current value are revalued sufficiently regularly to ensure their carrying amount is not materially different from their current value at the year-end, but as a minimum every five years. Increases in asset valuations are matched by credits to the Revaluation Reserve to recognise unrealised gains. The Revaluation Reserve contains revaluation gains recognised since 1 April 2007 only, the date of its formal implementation. Gains arising before that date have been consolidated into the Capital Adjustment Account. Upon revaluation, where the current value of a property has been assessed by the valuer as being below £50k, the Council applies a de minimis approach and determines the asset as having a nil current value on the basis of materiality.

Impairment

Assets are assessed at each year-end for any indication that an asset may be impaired. Where indications exist and any possible difference is estimated to be material, the recoverable amount of the asset is estimated and, where this is less than the carrying amount of the asset, an impairment loss is recognised for the shortfall.

Where revaluation and impairment losses are identified, and where there is a balance of revaluation gains for the asset in the Revaluation Reserve, the reduction in value is charged against that balance until it is used up. Thereafter, or if there is no balance of revaluation gains, the loss is charged against the relevant Directorate in the Comprehensive Income and Expenditure Statement.

Where an impairment loss is reversed subsequently, the reversal is credited to the relevant Directorate in the Comprehensive Income and Expenditure Statement, up to the amount of the original loss, adjusted for the depreciation that would have been charged if the loss had not been recognised.

Useful Life

The Council estimates that assets, at new, have remaining useful lives within the parameters as detailed below:

- Council Dwellings – separated into the key components
 - Land – indefinite life;
 - Kitchens – 20 years;
 - Bathrooms – 40 years;
 - Doors/Windows/Rainwater, Soffits and Facias – 35 years;
 - Central Heating/Boilers – 15 to 30 years;
 - Roofs – 25 to 60 years;
 - Remaining components (Host) – 30 to 60 years;
- Buildings – up to 50 years;
- Vehicles, Plant, Furniture and Equipment – up to 50 years;
- Infrastructure – up to 40 years.

The useful life of each relevant asset is reviewed as part of the Council's five year cycle of revaluation by an appropriately qualified valuer.

Where a school is proposing to transfer to Academy School Trust status after the year end, the Council maintains the useful life of the school's assets on the basis of the last valuation undertaken.

Depreciation

Depreciation is provided for on all Property, Plant and Equipment assets, including components, by the systematic straight line allocation of their depreciable amounts over their useful lives. Assets without a determinable finite useful life, and assets that are not yet available for use, are not depreciated. Depreciation is charged in the year of disposal. Depreciation is not charged in the year of purchase.

Revaluation gains are also depreciated, with an amount equal to the difference between current value depreciation charged on assets and the depreciation that would have been chargeable based on their historical cost being transferred each year from the Revaluation Reserve to the Capital Adjustment Account.

Componentisation

Where an asset is material (over £5m) and has major components whose cost is significant to the total cost of the asset, and which have markedly different useful lives, components are separately identified and depreciated. Also, additions are considered for components, whereby as components are added, any component being replaced is derecognised. Where the historical cost of the old component is not readily determinable, it has been estimated by comparing the remaining useful economic life of the component to the original useful economic life and the cost of the replacement component. A pro rata of both the depreciation and any applicable Revaluation Reserve is also derecognised.

Disposals and Non-Current Assets Held for Sale

When it becomes probable that the carrying amount of an asset will be recovered principally through a sale transaction rather than through its continuing use, it is reclassified as an Asset Held for Sale. The asset is revalued immediately before reclassification and then carried at the lower of this amount and carrying value less the cost of sale. Where there is a subsequent decrease to carrying value less the cost of sale, the loss is posted to the Other Operating Expenditure line in the Comprehensive Income and Expenditure Statement. Gains in current value are recognised only up to the amount of any previous losses recognised in the Surplus/Deficit on Provision of Services. Depreciation is not charged on Assets Held for Sale.

Where assets are no longer used by a Directorate, these assets are offered to other Directorates for use. Those assets which are surplus are made available for sale and will be classified as Assets Held for Sale.

If assets no longer meet the criteria to be classified as Assets Held for Sale, they are reclassified back to non-current assets and valued at the lower of their carrying amount before they were classified as held for sale, adjusted for depreciation or revaluations that would have been recognised had they not been classified as held for sale, and their recoverable amount at the date of the decision to sell.

Assets that are to be abandoned or scrapped are not reclassified as Assets Held for Sale.

When an asset is disposed of or decommissioned, the carrying amount of the asset in the Balance Sheet and the gain or loss on disposal is written off to the Other Operating Expenditure line in the Comprehensive Income and Expenditure Statement. Any revaluation

gains accumulated for the asset in the Revaluation Reserve are transferred to the Capital Adjustment Account. Gains and losses on disposal of assets are not a charge against Council Tax, as the cost of non-current assets is fully provided for under separate arrangements for capital financing. Amounts are appropriated to the Capital Adjustment Account from the General Fund Balance through the Movement in Reserves Statement.

Amounts, in excess of £10,000, received from a disposal are categorised as capital receipts. A proportion of receipts relating to housing disposals (for 2018/19, 75% of the receipt net of statutory deductions and allowances) is payable to the Government. The balance of receipts is required to be credited to the Capital Receipts Reserve. Receipts are appropriated to the Reserve from the General Fund Balance through the Movement in Reserves Statement.

xii. Heritage Assets

Heritage assets are assets that have historical, artistic, scientific, technological, geographical or environmental qualities that are held in trust for future generations because of their cultural, environmental or historical associations and contribution to knowledge and culture. They include museums' and libraries' heritage collections, historic buildings and the historical environment, public works of art and civic regalia and plate.

Where assets of a heritage nature are used in the ongoing delivery of the Council's services, such as historically interesting buildings and parks and open space, they have not been categorised as heritage assets but remain as other land and buildings or as community assets within Property, Plant and Equipment.

For the Museum, Library and Civic Plate Collections, insurance valuations are used due to the unique nature, diversity and quantity of the assets, and lack of historical cost information. For other types of Heritage Assets, historical cost information is used where available when compiling the balance sheet. In some cases, neither reliable valuation information nor historical cost information is available, in which case the asset has been excluded from the balance sheet.

The Council considers that heritage assets will have indeterminate lives and a high residual value; and therefore does not consider it appropriate to charge depreciation on the assets. Any impairment or disposal of heritage assets is recognised and measured in accordance with the Council's relevant policies (see section xi. Property, Plant and Equipment in this note).

xiii. Intangible Assets

Expenditure on non-monetary assets that do not have physical substance but are controlled by the Council as a result of past events (for example, software licences) is capitalised when it is expected that future economic benefits or service potential will flow from the intangible asset to the Council.

Expenditure on the development of websites is not capitalised if the website is solely or primarily intended to promote or advertise the Council's goods or services.

Intangible assets are measured initially at cost and the depreciable amount is amortised over the useful life of the asset on a straight line basis and charges to the relevant Directorate in the Comprehensive Income and Expenditure Statement.

Where expenditure on intangible assets qualifies as capital expenditure for statutory purposes, amortisation, impairment losses and disposal gains and losses are not permitted

to have an impact on the General Fund balance. The gains and losses are therefore reversed out of the General Fund Balance in the Movement in Reserves Statement and posted to the Capital Adjustment Account.

xiv. Investment Properties

Investment properties are those that are held by the Council solely to earn rentals and/or for capital appreciation. An asset does not meet the definition of being an investment property if it is used in any way to facilitate the delivery of services, for the production of goods or is held for sale.

Investment properties are measured initially at cost and subsequently carried at current value, measured at highest and best use. Investment properties are not depreciated but are revalued annually based on market conditions at the year-end. Gains/losses on revaluation, or on disposal, are posted to Financing Income and Expenditure in the Comprehensive Income and Expenditure Statement.

Rentals received in relation to investment properties are credited to Financing Investment Income in the Comprehensive Income and Expenditure Statement and result in a gain for the General Fund Balance. However, revaluation and disposal gains/losses are not permitted by statutory arrangements on the General Fund Balance and are therefore reversed out through the Movement in Reserves Statement and posted to the Capital Adjustment Account.

Whilst discharging its role the Council works to ensure that the stewardship of all property assets is such that they are managed in a way that is economic, efficient and effective. The Council has a site that meets the definition of 'Investment Properties'.

The Council has a number of lease arrangements with subsidiary companies that are not treated as investment properties in line with IAS 40, Investment Property.

Assets that have physical substance and are held for use in the production or supply of goods or services, for rental to others, or for administrative purposes and that are expected to be used during more than one financial year are classified as Property, Plant and Equipment.

xv. Service Concession Arrangements

Service concession arrangements (formerly classed as PFI and similar contracts) are agreements to receive services, where the responsibility for making available the property, plant and equipment needed to provide the services passes to the contractor. As the Council is deemed to control the services that are provided under the arrangement, and as ownership of the property, plant and equipment will pass to the Council at the end of the contracts for no additional charge, the Council carries the assets used under the contracts on its Balance Sheet as part of Property, Plant and Equipment.

The original recognition of these assets at fair value (based on the cost to purchase the property, plant and equipment) is balanced by the recognition of a liability for amounts due to the scheme operator to pay for the capital investment. The Council includes the cost of establishing Special Purpose Vehicles in the calculation of the liabilities.

Non-current assets recognised on the Balance Sheet are revalued and depreciated in the same way as property, plant and equipment owned by the Council.

The amounts payable to the contractor each year are analysed into five elements:

- Fair value of the services procured during the year – debited to the relevant Directorate in the Comprehensive Income and Expenditure Statement;
- Finance cost – an interest charge on the outstanding Balance Sheet liability, debited to the Financing and Investment Income and Expenditure line in the Comprehensive Income and Expenditure Statement;
- Contingent rent – inflationary increases in the amount to be paid for the property arising during the contract, debited to the Financing and Investment Income and Expenditure line in the Comprehensive Income and Expenditure Statement;
- Payment towards liability – applied to write down the Balance Sheet liability towards the contractor;
- Lifecycle replacement costs – usually recognised as an addition to Property, Plant and Equipment when the relevant works are carried out in line with the operator's model spending profiles.

xvi. Leases

Leases are classified as either finance or operating leases at the inception of the lease. Classification as a finance lease occurs where the terms of the lease transfer substantially all the risks and rewards incidental to the ownership of the asset from lessor to lessee and where the lease term is for the major part of the economic life of the asset in question, whether or not title is eventually transferred. Those leases not classified as finance leases are deemed to be operating leases.

Where a lease covers both land and buildings, the land and buildings elements are considered separately for classification.

Arrangements that do not have the legal status of a lease but convey a right to use an asset in return for payment are accounted for under this policy where fulfilment of the arrangement is dependent on the use of specific assets.

The Council as Lessee

Finance Leases

Property, plant or equipment held under a finance lease is recognised on the Balance Sheet at the commencement of the lease at its fair value measured at the lease's inception (or the present value of the minimum lease payments, if lower). The asset recognised is matched by a liability for the obligation to pay the lessor. Initial direct costs of the Council are added to the carrying amount of the asset. Premia paid on entry into a lease are applied to writing down the lease liability. Contingent rents are charged as expenses in the periods in which they are incurred. Property, Plant and Equipment recognised under finance leases are accounted for using the policies generally applied to such assets (see section xi above).

Lease payments are apportioned between:

- A charge for the acquisition of the interest in the property, plant or equipment – applied to write down the lease liability; and

- A finance charge – debited to the Financing and Investment Income and Expenditure line in the Comprehensive Income and Expenditure Statement.

The Council is not required to raise Council Tax to cover depreciation or revaluation and impairment losses arising on leased assets. Instead, a prudent annual contribution is made from revenue funds towards the deemed capital investment in accordance with statutory requirements. Depreciation and revaluation and impairment losses are therefore substituted by a revenue contribution in the General Fund balance, by way of an adjusting transaction with the Capital Adjustment Account in the Movement in Reserves Statement for the difference between the two.

Operating Leases

Rentals paid under operating leases are charged to the Comprehensive Income and Expenditure Statement as an expense of the Directorate benefiting from use of the leased property, plant or equipment. Charges are made on a straight line basis over the life of the lease, even if this does not match the pattern of payments.

The Council as Lessor

Finance Leases

Where the Council grants a finance lease over a property or an item of plant or equipment, the relevant asset is written out of the Balance Sheet as a disposal. At the commencement of the lease, the carrying amount of the asset in the Balance Sheet is written off to Other Operating Expenditure in the Comprehensive Income and Expenditure Statement as part of the gain/loss on disposal. A gain, representing the Council's net investment in the lease, is credited to the same line in the Comprehensive Income and Expenditure Statement also as part of the gain/loss on disposal, matched by a lease (long term debtor) asset in the Balance Sheet

Lease rentals receivable are apportioned between:

- A charge for the acquisition of the interest in the property – applied to write down the lease debtor; and
- Finance income - credited to the Financing and Investment Income and Expenditure line in the Comprehensive Income and Expenditure Statement.

The gain credited to the Comprehensive Income and Expenditure Statement on disposal is not permitted by statute to impact the General Fund Balance and is required to be treated as a capital receipt. Where a premium has been received, this is posted out of the General Fund Balance to the Capital Receipts Reserve through the Movement in Reserves Statement. Where the amount due in relation to the lease asset is settled by the payment of rentals in future financial years, this is posted out of the General Fund Balance to the Deferred Capital Receipts Reserve through the Movement in Reserves Statement.

Operating Leases

Where the Council grants an operating lease for an asset, it is retained in the Balance Sheet. Rental income is credited to the Other Operating Expenditure line in the Comprehensive Income and Expenditure Statement. Credits are made on a straight line basis over the life of the lease, even if this does not match the pattern of payments. Initial direct costs incurred in negotiating and arranging the lease are added to the carrying amount

of the relevant asset and charged as an expense over the lease term on the same basis as rental income.

xvii. Interests in Companies and Other Entities

The Council has material interests in companies and other entities that have the nature of subsidiaries, associates and joint operations and proper accounting practices require it to prepare group accounts. In the Council's own single entity accounts, the interests in companies and other entities are recorded as financial assets at cost, less any provision for losses.

xviii. Accounting for Schools

Local authority maintained schools, in line with relevant accounting standards and the Code, are considered to be separate entities with the balance of control lying with the Council. As such the Council should consolidate the activities of schools into its group accounts. However, the Code requires that the income, expenditure, assets and liabilities of maintained schools be accounted for in local authority entity accounts rather than requiring the preparation of group accounts.

The Council has the following types of maintained schools under its control:

- Community schools;
- Voluntary Controlled schools;
- Voluntary Aided schools;
- Foundation schools.

Given the nature of the control of the entities and the control of the service potential from the non-current assets of the maintained schools, the Council has recognised buildings and other non-current assets on its balance sheet. The Council has recognised all land for Community Schools on its balance sheet and recognised that land for Voluntary Aided, Voluntary Controlled and Foundation Schools where it can be demonstrated that the Council has control over the land through restrictive covenants within site deeds or where there is reasonable evidence that restrictive covenants are in place.

Academies and Free Schools are not considered to be controlled by the Council and are not consolidated into the entity or group accounts.

xix. Financial Instruments

Financial Liabilities

Financial liabilities are recognised on the Balance Sheet when the Council becomes a party to the contractual provisions of a financial instrument. They are initially measured at fair value and are carried at their amortised cost. Non-borrowing creditors are carried at contract amount. Annual charges to the Financing and Investment Income and Expenditure line in the Comprehensive Income and Expenditure Statement for interest payable are based on the carrying amount of the liability, multiplied by the effective rate of interest for the instrument. The effective interest rate is the rate that exactly discounts estimated future cash payments to the instrument over the life of the instrument to the amount at which it was originally recognised.

For most of the Council's borrowings, this means the amount presented in the Balance Sheet is the outstanding principal repayable, plus accrued interest; and interest charged to the Comprehensive Income and Expenditure Statement is the amount payable for the year according to the loan agreement.

However, the Birmingham City Council 2030 bonds, issued in exchange for NEC loan stock in 2005, were issued at a fair value in excess of the principal repayable. Interest is being charged on an amortised cost accounting basis, which writes the value down to zero at maturity.

Gains and losses on the repurchase or early settlement of borrowing are credited and debited to the Financing and Investment Income and Expenditure line in the Comprehensive Income and Expenditure Statement in the year of repurchase/settlement.

Where premia and discounts have been charged to the Comprehensive Income and Expenditure Statement, regulations allow the impact on the General Fund balance to be spread over future years. The Council has a policy of spreading the gain or loss over the term that was remaining on the loan against which the premium was repayable or discount received when it was repaid. The reconciliation of amounts charged to the Comprehensive Income and Expenditure Statement to the net charge required against the General Fund balance is managed by a transfer to or from the Financial Instruments Adjustment Account in the Movement in Reserves Statement.

Financial Assets

Financial assets are classified based on a classification and measurement approach that reflects the business model for holding the financial assets and their cash flow characteristics. There are three main classes of financial assets measured at:

- amortised cost
- fair value through profit or loss (FVPL), and
- fair value through other comprehensive income (FVOCI). The Council does not currently have any financial assets designated at FVOCI.

The Council's business model is to hold investments to collect contractual cash flows. Financial assets are therefore classified as amortised cost, except for those whose contractual payments are not solely payment of principal and interest (i.e. where the cash flows do not take the form of a basic debt instrument).

Financial Assets Measured at Amortised Cost

Financial assets measured at amortised cost are recognised on the Balance Sheet when the Council becomes a party to the contractual provisions of a financial instrument and are initially measured at fair value. They are subsequently measured at their amortised cost. Annual credits to the Financing and Investment Income and Expenditure line in the Comprehensive Income and Expenditure Statement (CIES) for interest receivable are based on the carrying amount of the asset multiplied by the effective rate of interest for the instrument. For most of the financial assets held by the Council, this means that the amount presented in the Balance Sheet is the outstanding principal receivable (plus accrued interest) and interest credited to the CIES is the amount receivable for the year in the loan agreement.

However, the Council has made a number of loans at less than market rates (soft loans). When soft loans are made, a loss is recorded in the CIES (debited to the appropriate service) for the present value of the interest that will be foregone over the life of the instrument, resulting in a lower amortised cost than the outstanding principal.

Interest is credited to the Financing and Investment Income and Expenditure line in the CIES at a marginally higher effective rate of interest than the rate receivable from the voluntary organisations, with the difference serving to increase the amortised cost of the loan in the Balance Sheet. Statutory provisions require that the impact of soft loans on the General Fund Balance is the interest receivable for the financial year – the reconciliation of amounts debited and credited to the CIES to the net gain required against the General Fund Balance is managed by a transfer to or from the Financial Instruments Adjustment Account in the Movement in Reserves Statement.

Any gains and losses that arise on derecognition of an asset are credited or debited to the Financing and Investment Income and Expenditure line in the CIES.

Expected Credit Loss Model

The Council recognises expected credit losses on all of its financial assets held at amortised cost [or where relevant FVOCI], either on a 12-month or lifetime basis. The expected credit loss model also applies to lease receivables and contract assets. Only lifetime losses are recognised for trade receivables (debtors) held by the Council.

Impairment losses are calculated to reflect the expectation that the future cash flows might not take place because the borrower could default on their obligations. Credit risk plays a crucial part in assessing losses. Where risk has increased significantly since an instrument was initially recognised, losses are assessed on a lifetime basis. Where risk has not increased significantly or remains low, losses are assessed on the basis of 12-month expected losses.

Financial Assets Measured at Fair Value through Profit of Loss

Financial assets that are measured at FVPL are recognised on the Balance Sheet when the Council becomes a party to the contractual provisions of a financial instrument and are initially measured and carried at fair value. Fair value gains and losses are recognised as they arrive in the Surplus or Deficit on the Provision of Services.

Where it is possible to determine a fair value, measurement of the financial assets is based on the following techniques:

- instruments with quoted market prices – the market price
- other instruments with fixed and determinable payments – discounted cash flow analysis.

The inputs to the measurement techniques are categorised in accordance with the following three levels:

- Level 1 inputs – quoted prices (unadjusted) in active markets for identical assets that the authority Council can access at the measurement date.
- Level 2 inputs – inputs other than quoted prices included within Level 1 that are observable for the asset, either directly or indirectly.
- Level 3 inputs – unobservable inputs for the asset.

Any gains and losses that arise on the derecognition of the asset are credited or debited to the Financing and Investment Income and Expenditure line in the Comprehensive Income and Expenditure Statement.

Instruments Entered Into Before 1 April 2006

The Council has entered into a number of financial guarantees that are not required to be accounted for as financial instruments. These guarantees are reflected in the Statement of Accounts to the extent that provisions might be required or a contingent liability note is needed under the policies set out in the section on Provisions, Contingent Liabilities and Contingent Assets.

xx. Cash and Cash Equivalents

Cash and Cash Equivalents are represented by cash in hand and deposits with financial institutions, which must be repayable immediately without penalty. Any deposits with financial institutions that may be repaid after the immediate day are considered to be investments, not cash equivalents.

In the Cash Flow Statement, cash and cash equivalents are shown net of bank overdrafts that are repayable on demand, where there are pooling arrangements across the accounts with the same institution, and form an integral part of the Council's cash management.

xxi. Provisions, Contingent Liabilities and Contingent Assets

Provisions

Provisions are made where an event has taken place that gives the Council a legal or constructive obligation that probably requires settlement by a transfer of economic benefits or service potential, and a reliable estimate can be made of the amount of the obligation. For example, the Council may be involved in a court case that could eventually result in the making of a settlement or the payment of compensation.

Provisions are charged as an expense to the appropriate Directorate in the Comprehensive Income and Expenditure Statement in the year that the Council becomes aware of the obligation, and are measured at the best estimate at the balance sheet date of the expenditure required to settle the obligation, taking into account relevant risks and uncertainties. Provisions are not discounted to their value at current prices unless material.

When payments are eventually made, they are charged to the provision carried in the Balance Sheet. Estimated settlements are reviewed at the end of each financial year – where it becomes less than probable that a transfer of economic benefits will now be required (or a lower settlement than anticipated is made), the provision is reversed and credited back to the relevant Directorate.

Where some or all of the payment required to settle a provision is expected to be recovered from another party (for example, from an insurance claim), this is only recognised as income for the relevant Directorate if it is virtually certain that reimbursement will be received if the Council settles the obligation.

Provision for Back Pay Arising from Equal Pay Claims

The Council has made a provision for the costs of back pay arising from claims made under the Equal Pay Act 1970, as amended by the Equal Pay Act (Amendment) Regulations 2003. The Council bases the estimate of its provision on the expected costs of settlement for claims received up to the point of production of its financial statements.

The Council has received capitalisation directions to support an element of the provision made. However, statutory arrangements allow settlements to be financed from the General Fund and Housing Revenue Account in the year that the payments actually take place, not when the provision is established. The additional provision made above the capitalisation directions given is, therefore, balanced by an Equal Pay Back Pay Account created from amounts credited to the General Fund and Housing Revenue Account balances in the year that the provision was made or modified. The balance on the Equal Pay Back Pay Account will be debited back to the General Fund and Housing Revenue Account balances through the Movement in Reserves Statement in future financial years as payments are made.

Contingent Liabilities

A contingent liability arises where an event has taken place that gives the Council a possible obligation that will only be confirmed by the occurrence or otherwise of uncertain future events not wholly within the control of the Council. Contingent liabilities also arise in circumstances where a provision would otherwise be made but either it is not probable that an outflow of resources will be required or the amount of the obligation cannot be measured reliably.

Contingent liabilities are not recognised in the Balance Sheet but disclosed in Note 33 to the accounts.

Contingent Assets

A contingent asset arises where an event has taken place that gives the Council a possible asset whose existence will only be confirmed by the occurrence or otherwise of uncertain future events not wholly within the control of the Council.

Contingent assets are not recognised in the Balance Sheet but disclosed in Note 33 to the accounts where it is probable that there will be an inflow of economic benefits or service potential.

xxii. Reserves

The Council sets aside specific amounts as reserves for future policy purposes or to cover contingencies. Reserves are created by transferring amounts out of the General Fund Balance. When expenditure to be financed from a reserve is incurred, it is charged to the appropriate Directorate in that year to score against the Surplus/Deficit on the Provision of Services in the Comprehensive Income and Expenditure Statement. The reserve is then transferred back into the General Fund Balance so that there is no net charge against Council Tax for the expenditure.

Certain reserves are kept to manage the accounting processes for non-current assets, financial instruments, local taxation, retirement and employee benefits and do not represent usable resources for the Council – these reserves are explained in the relevant policies.

xxiii. Council Tax and Business Rates

Billing authorities are required by statute to maintain a separate fund (the Collection Fund) for the collection and distribution of amounts due in respect of Council Tax and Business Rates. The Collection Fund's key features relevant to the accounting for Council Tax and Business Rates in the core financial statements are:

- In its capacity as a Billing Authority the Council acts as an agent, collecting and distributing Council Tax on behalf of the major preceptors and as principal for itself;
- While the Council Tax and Business Rates income for the year credited to the Collection Fund is the accrued income for the year, regulations determine when it should be released from the Collection Fund and transferred to the Council's General Fund, or paid out from the Collection Fund to the major preceptors. The amount credited to the General Fund under statute is the Council's demand on the Fund for that year, plus/(less) the Council's share of any surplus/(deficit) on the Collection Fund for the previous year. This amount may be more or less than the accrued income for the year in accordance with the Code of Practice on Local Authority Accounting in the United Kingdom 2018/19.

Comprehensive Income and Expenditure Statement

The Council Tax and Business Rates income included in the Comprehensive Income and Expenditure Statement is the Council's share of accrued income for the year. The difference between the income included in the Comprehensive Income and Expenditure Statement and the amount required by regulation to be credited to the General Fund is taken to the Collection Fund Adjustment Account and included as a reconciling item in the Movement in Reserves Statement. In addition, that part of Business Rates retained as the cost of collection allowance under regulation is treated as the Council's income and appears in the Comprehensive and Income Expenditure Statement as are any costs added to Business Rates in respect of recovery action.

Balance Sheet

Since the collection of Council Tax and Business Rates are in substance agency arrangements, any year end balances relating to arrears, impairment allowances for doubtful debts, overpayment and prepayments are apportioned between the major preceptors and the Council by the creation of a debtor/creditor relationship. Similarly, the cash collected by the Council belongs proportionately to itself and the major preceptors. There will, therefore, be a debtor/creditor position between the Council and the major preceptors since the cash paid to the latter in the year will not be equal to their share of the total cash collected. If the net cash paid to the major preceptors in the year is more than their proportionate share of the cash collected the Council will recognise a debit adjustment for the amount overpaid. Conversely, if the cash paid to the major preceptors in the year is less than their proportionate share of the amount collected then the Council will recognise a credit adjustment for the amount underpaid.

Cash Flow Statement

The Council's Cash Flow Statement includes in 'Operating Activities' cash flows only its own share of the Council Tax and Business Rates collected during the year, and the amount included for precepts paid excludes amounts paid to the major preceptors. In addition that part of Business Rates retained as the cost of collection allowance under regulation appears in the Council's Cash Flow Statement. The difference between the major preceptors' share of the cash collected and that paid to them as precepts and settlement of the previous year's surplus or deficit on the Collection Fund, is included as a net increase/decrease in cash and cash equivalents.

xxiv. Business Improvement Districts

In accordance with the provisions of the Business Improvement District Regulations (England) 2004 ballots of local businesses within specific areas of the City have resulted in the creation of distinct Business Improvement Districts. Business ratepayers in these areas pay a levy in addition to the Business Rate to fund a range of specified additional services which are provided by specific companies set up for the purpose.

In line with Code guidance the Council has determined that it acts as agent to the Business Improvement District authorities and therefore neither the proceeds of the levy nor the payment to the Business Improvement District Company are shown in the Council's accounts.

xxv. Community Infrastructure Levy

The Council has elected to charge a Community Infrastructure Levy (CIL). The levy will be charged on new builds with appropriate planning consent. The Council charges for and collects the levy, which is a planning charge. The income from the levy will be used to fund infrastructure projects to support the development of the City.

CIL is received without outstanding conditions; it is, therefore, recognised at the commencement date of the chargeable development in the Comprehensive Income and Expenditure Statement in accordance with section ix. Government Grants and Contributions of this note. CIL charges will be largely used to fund capital expenditure although an element may be used to support infrastructure maintenance and a small proportion of the charges may be used to fund the costs of administration associated with the CIL.

xxvi. Events After the Reporting Period

Events after the Balance Sheet date are those material events, both favourable and adverse, that occur between the end of the reporting period and the date when the Statement of Accounts is authorised for issue. Two types of events can be identified:

- Those that provide evidence of conditions that existed at the end of the reporting period – the Statement of Accounts is adjusted to reflect such events;
- Those that are indicative of conditions that arose after the reporting period – the Statement of Accounts is not adjusted to reflect such events, but where a category of events would have a material effect, disclosure is made in the notes of the nature of the events and their estimated financial effect.

Events taking place after the date of Audit Committee adoption of the accounts are not reflected in the Statement of Accounts.

xxvii. Joint Operations and Jointly Controlled Assets

Joint operations are activities undertaken by the Council in conjunction with other ventures that involve the use of the assets and resources of the venturers rather than the establishment of a separate entity. The Council recognises on its Balance Sheet the assets it controls and the liabilities it incurs, and debits and credits the Comprehensive Income and Expenditure Statement with the expenditure it incurs and the share of income it earns from the activity of the operation.

Jointly controlled assets are items of property, plant or equipment that are jointly controlled by the Council and other venturers, with the assets being used to obtain benefits for the venturers. The joint venture does not involve the establishment of a separate entity. The Council accounts for only its share of the jointly controlled assets, the liabilities and the expenses that it incurs on its own behalf or jointly with others in respect of its interest in the joint venture and income that it earns from the venture.

xxviii. Council Acting as Agent

The Council does not include transactions that relate to its role in acting as an agent on behalf of other bodies. In such cases the Council is acting as an intermediary and does not have exposure to significant risks and rewards from the activities being undertaken.

xxix. Value Added Tax

Value Added Tax payable is included as an expense only to the extent that it is not recoverable from Her Majesty's Revenue and Customs. Value Added Tax receivable is excluded from income.

xxx. Foreign Currency Translation

Where the Council has entered into a transaction denominated in a foreign currency, the transaction is converted into sterling at the exchange rate applicable on the date the transaction was effected. Where amounts in foreign currency are outstanding at the year-end, they are reconverted at the spot exchange rate at 31 March. Resulting gains or losses are recognised in the Financing Income and Expenditure line in the Comprehensive Income and Expenditure Statement.

xxxi. Acquired Operations

Acquired operations are identified separately in the Comprehensive Income and Expenditure Statement in the year of transfer. In subsequent years, the acquired services are included in the relevant Directorate in continuing operations for comparative purposes.

Where non-current assets are transferred as part of an acquired operation at less than fair value, historical cost is deemed to be the fair value at the date of acquisition with the financial support recognised as a contribution and included in the Capital Adjustment Account.

Note 2**Critical Judgements in Applying Accounting Policies**

In applying the accounting policies set out in Note 1, the Council has had to make certain judgements in respect of complex transactions or those transactions involving uncertainty about future events. The critical judgements made in the Statement of Accounts are:

Going Concern

Local Authorities are required by the Code of Practice on Local Authority Accounting 2018/19 to prepare their accounts on the going concern basis, that is that the functions of the Council will continue in operational existence for the foreseeable future, as it can only be discontinued as a result of statutory prescription.

The Council continues to face financial challenges as a result of the ongoing reduction in central government support and the need to fund budget pressures, including those arising from equal pay claims. The Council has developed its medium to long term financial strategy, detailed in the Council Financial Plan 2019 - 2023, and is meeting these budget challenges by developing multi-year savings plans and by funding investment to deliver these through the generation of capital receipts. The Council has successfully delivered significant savings plans previously and has appropriate contingency plans in place to provide protection against any timing differences in the generation of capital receipts or any shortfall in the delivery of savings plans. As such the Council has identified that it has general fund balances and can redesignate earmarked reserves to meet any shortfall. On this basis, the Council considers that it can continue to meet its liabilities as they fall due, supporting the preparation of the financial statements on a going concern basis irrespective of the statutory requirements.

Schools

The Council has assessed the legal framework underlying each type of school and determined the treatment of non-current assets within the financial statements on the basis of whether it owns or has some responsibility for, control over or benefit from the service potential of the premises and land occupied. The Council has considered its accounting arrangements for each school, on a case by case basis, under the terms of:

- IAS 16, Property, Plant and Equipment
- IAS 17, Leases
- IFRIC 4, Determining Whether an Arrangement Contains a Lease; and
- LAAP Bulletin 101, Accounting for Non-Current Assets Used by Local Authority Maintained Schools

The Council has determined that, within its Balance Sheet, for:

- Community Schools - all land and buildings should be recognised;
- Voluntary Controlled, Voluntary Aided and Foundation Schools - all buildings should be recognised and that land should be recognised where the Council can demonstrate that it has control over the asset through restrictive covenants within site deeds or there is reasonable evidence that restrictive covenants are in place;
- Academy Schools - no non-current assets should be recognised as they maintain their own financial records.

Local authority maintained schools, as independent entities, have responsibility for the management of their own resources. However, as their transactions are consolidated into the Council's financial statements, the Council has reviewed their activity to ensure

consistency of accounting treatment. The Council has identified activity incurred as revenue expenditure by local authority maintained schools, which under the Council's policies would be considered to be capital expenditure. The Council has, therefore, treated expenditure which it can reasonably identify as being capital in nature as capital expenditure financed from revenue, which is then depreciated over an average useful economic life. Where it is not clear whether expenditure incurred relates specifically to capital, it has been left as revenue expenditure.

Whilst the Council is required to report the transactions of local authority maintained schools within its entity financial statements, it has not included details of employees of Voluntary Aided and Foundation Trust schools in Note 45, Officers' Remuneration, as they are employed by the relevant governing body.

The table below shows the number and type of schools within Birmingham at 31 March 2019.

Type of School	Nursery	Primary	Secondary	All Through	Alternative	Special	Pupil Referral Unit	Total
Community	27	111	11	1		12	1	163
Voluntary Controlled		5						5
Voluntary Aided		54	7	1				62
Foundation Trust		9	5			9		23
Academy		116	48	4		6		174
Free School		2	8	2	6			18
Total	27	297	79	8	6	27	1	445

Where a school proposes to transfer to Academy Status, the Council will continue to retain any asset subject to transfer on the basis of its last revaluation, which maintains both the asset value and the anticipated useful life until the date of transfer. The Council has taken the view that any asset transferring will continue, on the basis of the permitted use within the lease agreements, to be used for the provision of education services, thus supporting the Council's statutory obligation for the provision of education. On transfer to an Academy, assets are derecognised in the Council's financial statements for nil consideration.

Pension Guarantees

The Council has, over a number of years, changed its way of operating from being a direct provider of services to one where it purchases a number of services from third parties. As part of this change in service delivery model, the Council has transferred staff from the Council to the external provider under Transfer of Undertakings (Protection of Employment) Regulations 2006 (TUPE). The Council has agreed that staff transferring to an external provider should continue to have the right to access equivalent pension benefits to that provided whilst employed by the Council. To ensure the smooth transfer of staff, the Council has provided guarantees for contribution rates and pension deficits in respect of continuing pension provision.

In determining a deficit on pension funds there are two different models used, namely:

- The funding basis, where post-employment benefit obligations are discounted to a present value based on the anticipated return from pension fund assets, or
- The accounting basis, where post-employment benefit obligations are discounted to a present value based on market yields for high quality corporate bonds as required by International Accounting Standard 19, Employee Benefits (IAS19).

In the event of a guarantee being called in respect of a pension deficit, the actual amount that the Council would have to meet would be determined using the funding basis. The Council has therefore assessed any provision for future pension deficit liabilities on this basis. Details of provisions are set out in Note 32 of these Financial Statements.

Specialist Assets

The Council includes the value of assets on the Balance Sheet in line with its accounting policy set out in section xi. of Note 1. However, the Council has a number of assets that it considers to be specialist assets for which an Existing Use Value, defined as the estimated amount for which a property should exchange on the date of valuation between a willing buyer and a willing seller in an arm's length transaction, cannot be determined. This is because the assets are considered to be specialist in nature or are rarely sold. In such circumstances, the Code allows the use of Depreciated Replacement Cost as the basis of valuation.

Service Concession Arrangements – Highways PFI

On entering into the Highways PFI contract, the contractor's operational model of planned spend formed the basis of identifying levels of investment in the highways infrastructure, lifecycle and service costs from the unitary charge payable. This model would be used to identify capital additions and associated liabilities that were reflected on the Council's Balance Sheet.

However, as the contract has progressed and concerns have been identified with its delivery, as evidenced through the decision of the courts, the underlying assumptions in the model have been amended for 2018/19. As the Court of Appeal set the milestones against which contract payments are based back to milestone 5, equivalent to a Milestone Adjustment Factor of 80%, the total unitary charge for the year has been reduced down to the appropriate level. However, the contract may be delivered in future years and therefore future expenditure assumptions as per the original contract model have continued to be used. The model will be amended each year to reflect the up to date contract performance.

The carrying value of highways assets has also been reduced as the information to support previous expenditure levels has not been provided.

Leases

Leases are categorised between operating and finance leases according to management judgement on the basis of relevant accounting standards, with the premise that long term land leases, typically greater than 110 years, and long term building leases, typically greater than 50 years, are accounted for on the basis of finance leases.

The Better Care Fund (including the improved Better Care Fund)

The Better Care Fund was announced in June 2013 with the intention to drive the transformation of local services and was to be operated through pooled budget arrangements between the Council and local Clinical Commissioning Groups. Specific resources were earmarked for the Better Care Fund by NHS England in its allocation to Clinical Commissioning Groups. The remainder of the fund was made up of the Social Care Capital Grant and the Disabled Facilities Grant which were paid to local authorities.

In accounting for the pooled resources, in agreement with the Clinical Commissioning Groups:

- Activity where funding was received and expended under the control of Clinical Commissioning Groups has been accounted for in their accounts
- Activity where funding was received and expended under the control of the Council has been accounted for in its accounts
- Activity where funding was under joint control has been accounted for on the basis of the share for each organisation.

Further details on the Better Care Fund are provided in Note 48, Related Parties.

The Council acting as Agent

The Council acts as agent for a range of funding resources. In its role as agent, transactions relating to agency activity are not included in the Council's financial statements. Two of the largest schemes where the Council acts as agent are:

- Growing Places Fund
- Regional Growth Fund - Advanced Manufacturing Supply Chain Initiative

These resources are under the control of the Greater Birmingham and Solihull Local Enterprise Partnership with decisions taken by impartial and independent Investment Boards and Committees. All governance processes are overseen by the Council.

Whilst the Council has received the funding, it is on the basis of an Accountable Body to ensure that resources are spent in compliance with the grant offer letters. Decisions in respect of the use of funds are not in the hands of the Council. The Council can only obtain use of the resources as a recipient of the normal resource allocation process.

Given the basis of control, the Council has determined that it acts as agent rather than principal for these resources which are, therefore, not included in the Council's financial statements.

Details of the Council's role as agent for external resources are included in Note 49 to these financial statements.

Early Payment to the Local Government Pension Scheme

The Council made a payment of £373.2m on 30 April 2017 to the Local Government Pension Scheme being the estimated sum due for the three year period 1 April 2017 to 31 March 2020 in respect of employer contributions. The Council has determined that the application of section 30 of The Local Authorities (Capital Finance and Accounting) (England) Regulations 2003, as amended, requires the Council to charge to its revenue accounts the amount payable for the financial year for retirement benefit payments and contributions to the pension fund as set out in the actuary's certificate following the triennial valuation of 31

March 2016, namely 16.8% of pensionable pay plus £61.8m which was calculated to total £124m for 2018/19.

Sale of the NEC

As part of the arrangements involved in the sale of the NEC Group on 1 May 2015, the Council has continued to guarantee the £73m National Exhibition Centre (Developments) Plc loan stock and has recognised the liability in its balance sheet. The Council has determined that Regulation 30(D) of The Local Authorities (Capital Finance and Accounting) (England) Regulations 2003 as amended does not apply.

Note 3

Accounting Standards That Have Been Issued but Have Not Yet Been Adopted

The Council is required to disclose information relating to the impact of the accounting change on the financial statements as a result of the adoption by the Code of a new or amended standard that has been issued but is not required to be adopted by the Council for the 2018/19 accounting period. For these financial statements the relevant standards are detailed:

- Amendments to IAS 40 Investment Property: Transfers of Investment Property
- IFRIC 22 Foreign Currency Transactions and Advance Consideration
- IFRIC 23 Uncertainty over Income Tax Treatments
- Amendments to IFRS 9 Financial Instruments: Prepayment Features with Negative Compensation.

Amendments to IAS 40 Investment Property: Transfer of Investment Property

The IFRS Interpretations Committee received a request for clarification on guidance on transfers, to, or from, investment properties. Specifically the question was whether a property under construction or development that was previously classified as inventory could be transferred to investment property when there was an evident change in use.

The standard has been amended to state that an entity shall transfer a property to, or from, investment property when, and only when, there is evidence of a change in use. A change of use occurs if a property meets, or ceases to meet, the definition of an investment property. A change in management's intentions for the use of a property by itself does not constitute evidence of a change in use.

The amendment is effective for periods beginning on or after 1 January 2019. An entity applies the amendments to changes in use that occur on or after the beginning of the annual reporting period in which the entity first applies the amendments.

This standard is not anticipated to have a material impact on the Council's Statement of Accounts.

IFRIC 22 Foreign Currency Transactions and Advance Consideration

IFRIC 22 clarifies the accounting for transactions that include the receipt of payment of advance considerations in a foreign currency.

IFRIC 22 is effective for annual reporting periods beginning on or after 1 January 2019.

This standard is not anticipated to have a material impact on the Council's Statement of Accounts.

IFRIC 23 Uncertainty over Income Tax Treatments

IFRIC 23 clarifies the accounting for uncertainties in income taxes. The interpretation is to be applied to the determination of taxable profit (tax loss), tax bases, unused tax losses, unused tax credits and tax rates, where there is uncertainty under IAS12.

IFRIC 23 is effective for annual reporting periods beginning on or after 1 January 2019. Earlier application is permissible.

This standard is not anticipated to have a material impact on the Council's Statement of Accounts.

Amendments to IFRS9 Financial Instruments: Prepayment Features with Negative Compensation

The International Accounting Standards Board has issued a narrow-scope amendment to IFRS 9. The amendment covers two issues:

- What financial assets may be measured at amortised cost. The amendment permits more assets to be measured at amortised cost than under the previous version of IFRS 9, in particular some prepayable financial assets. It is likely to have the biggest impact on banks and other financial services entities and be broadly welcomed by companies.
- How to account for the modification of a financial liability. The amendment confirms that most such modifications will result in immediate recognition of a gain or loss. This is a change from common practice under IAS 39 today and will affect all kinds of entities that have renegotiated borrowings.

These narrow-scope amendments are not anticipated to have a material impact on the Council's Statement of Accounts.

Note 4**Assumptions Made About the Future and Other Major Sources of Estimation Uncertainty**

The Statement of Accounts contains estimated figures that are based on assumptions made by the Council about the future or that are otherwise uncertain. Estimates are made taking into account historical experience, current trends and other relevant factors. However, because balances cannot be determined with certainty, actual results could be materially different from the assumptions and estimates.

The items in the Council's Balance Sheet at 31 March 2019 for which there is a significant risk of material adjustment in the forthcoming financial year are as follows:

Item	Uncertainties	Effect if Actual Results Differ from Assumptions
Property, Plant and Equipment Valuations	<p>Valuations for non-HRA assets are undertaken on the basis of a five year rolling programme, which is supplemented by annual reviews to reflect significant changes in market values.</p> <p>Council Dwellings are subject to a full revaluation every five years, following MHCLG guidance, with a desktop review in the intervening years. A beacon method of valuation is undertaken for the housing stock portfolio based on properties that constitute a representative sample of the Council's properties across the city. The beacon value relates to the sale of a single owner-occupied dwelling and is derived from the sales of similar ex-council or comparable properties, suitably adjusted by the valuer taking into account information from the land registry, changes in income flow and management and maintenance costs for high rise blocks of flats and any relevant regional or national indices.</p>	<p>For those non-HRA assets not valued this year, an increase of 1% in the average valuation of assets that have not been amended for a variation in building indices would have the effect of increasing the gross carrying value of these assets by £9.0m, with a corresponding increase in the level of unusable reserves.</p> <p>The carrying value of Council dwellings has increased by £161.2m since 31 March 2018. A 1% movement in the total value of Council dwellings would be equivalent to a change in carrying value of £24.5m</p>
Heritage Asset Valuations (Museum's and Libraries' Archive Collections)	<p>In the absence of recent transactions in a number of assets held in the Museum's and Libraries' Collections, the Council has used the associated insurance valuations as the most reasonable measure of value of the assets.</p>	<p>If the value of the assets were to vary from the insurance valuations by 1%, this would change the carrying value of Heritage Assets on the Balance Sheet by £2.4m with a corresponding adjustment in the level of unusable reserves.</p>

Item	Uncertainties	Effect if Actual Results Differ from Assumptions
Financial Instruments	Interest rate risk - the Council is exposed to significant risk in relation to interest rate movements on its borrowing and investments.	An analysis of the impact if interest rates were 1% higher, with all other variables held constant, is set out in Note 39.
Long term obligations under, for example, PFI schemes	For service concessions, the carrying value of the long term obligations has been based on financial models, including future assumptions on inflation and interest rates.	The financial models assume an inflation rate of 2.5% If the annual inflation rate was to increase to 3.5% each year of the contracts, this would result in an increase in running costs of £16.8m in 2019/20, and a further £337.5m over the remaining lives of the contracts.
Equal Pay	The Council has included a provision of £174.5m for the settlement of claims for back pay arising from the Equal Pay initiative. The Council has based its estimate on the number of claims received and on historical information on settlement of similar claims and on the current negotiations with claimants' representatives.	An increase of 1% in the average level of settlement would have the effect of increasing the provision required by £1.7m.
Business Rate Appeals	An estimate of the impact of Business Rate appeals has been based on the number of claims lodged and the experience of levels of success in settlement of those claims.	An increase of 1% in the average level of settlement would have the effect of £2.1m on the provision set aside.
Defined Benefit Pension Liability	The estimate for the Local Government Pension Scheme has been based on the latest actuarial valuation and transaction information from 2018/19.	A number of factors can impact on the valuation of the scheme liability. A sensitivity analysis of the factors is set out in more detail in Note 22 of these financial statements.

Note 5
Events After the Reporting Period

The draft Statement of Accounts was authorised for issue by the Chief Finance Officer and Section 151 Officer on 31 May 2019. Events taking place after this date are not reflected in the financial statements or notes. Where events taking place before this date provided information about conditions existing at 31 March 2019, the figures in the financial statements and notes have been adjusted in all material respects to reflect the impact of this information.

ICT Services

At its meeting on 16 April 2019, Cabinet agreed to the partial termination of Capita ICT Services contract with proposed implementation from August 2019. The Council's contract with Capita for ICT services commenced in 2006 for a period of 10 years with an option to extend for a maximum of a further five years until 31 March 2021.

Cabinet has agreed to return the management of its ICT services back to the Council but, to minimise risk, will leave certain services with Capita ICT Services until the end of the contract. The services retained by Capita include data centres, offshore SAP support, corporate telephony and some IT support. Services to schools will continue to be delivered directly through Capita ICT services.

Highways Maintenance and Management PFI

At its meeting on 22 May 2019, Cabinet authorised the Council:

- to negotiate terms within acceptable parameters for a settlement agreement in respect of all disputes under the Highways Maintenance and Management PFI (HMMPFI) contract with Amey Birmingham Highways Limited (ABHL), and
- to procure a replacement of its operating subcontractor subject to approval under a future report to Cabinet and the approval of the Department for Transport.

On 25 June 2019, Cabinet approved heads of terms for a settlement agreement and authorised officers to finalise this. A settlement agreement was concluded on 29 June 2019 within the parameters agreed and heads of terms. As well as resolving disputes, this settlement enables a managed exit of Amey LG Limited as a subcontractor of ABHL by no later than 31 March 2020 and establishes the basis for the re-procurement of the subcontract.

Amey LG Ltd will continue to provide services until a replacement subcontractor has been found to deliver services on an interim basis, with the interim contractor in place no later than 31 March 2020. The full retendering of the project to find a permanent replacement would take place by June 2021.

Chief Executive

On 10 July 2019, Dawn Baxendale announced that she would be stepping down from her role as Chief Executive of the Council to take up the role of Chief Executive of Christchurch City Council in New Zealand.

Treasury Management

In May 2019 the Council agreed the early repayment of a Lender's Option Borrower's Option loan (LOBO) with a nominal value of £30m for a price of £48m. The LOBO was due to be repaid in 2065 but was subject to options every 5 years for the lender to be repaid at par. The LOBO has been replaced by a loan from the Public Works Loans Board of £30m repayable in 2038 and short term borrowing of £18m. This refinancing was carried out as part of normal treasury management activity and complies with the Council's Treasury Management Policy and Strategy. It results in lower interest costs and lower refinancing risks due to the removal of the options. The price premium of £18m above nominal value will be charged to the CIES in the year, but in accordance with statutory requirements the charge to the Council's revenue account will be spread over the life of the loans repaid, with the balance not yet charged being held in the Financial Instruments Adjustment Account.

Transfer of Academy Schools

Academy Schools are not accounted for within the Council's financial statements. Where a school transfers to Academy status, it is deemed to be disposed of within the financial statements for nil consideration. Between 1 April 2019 and 31 July 2019, six schools, with a net book value of £52.8m at 31 March 2019, have transferred to Academy School Trust status. To date 12 schools, with assets having a net book value of £74.5m at 31 March 2019, have confirmed their proposals to transfer to Academy School Trust status.

Future Resource Allocations

The Council faces reducing Government grants, reducing capital receipts and lower income from services. These pose challenges to the financial resilience of the Council. In this context, the Council Financial Plan 2019 – 2023 sets out medium to long-term strategies for business changes and the management and development of its services. A key focus of business planning has been the achievement of the Council's priority outcomes through the adoption of a core set of corporate principles to inform service and organisational redesign where appropriate. The Council is planning to meet its anticipated expenditure reductions through a number of activities, including potential staff redundancies in 2019/20.

Other Events

There were no other significant events after the reporting period.

Note 6 Expenditure and Funding Analysis

The Expenditure and Funding Analysis shows how the Council allocates expenditure for decision making purposes between the Council's Directorates. Income and expenditure accounted for under generally accepted accounting practices is presented more fully in the Comprehensive Income and Expenditure Statement. Figures for 2017/18 have been restated to reflect the change in Directorate structure.

	Net Expenditure Reported to Cabinet	Adjustment to arrive at the Net Amount Chargeable to the General Fund and HRA Balances (Note 7)	Net Expenditure Chargeable to the General Fund and HRA Balances	Adjustments between Funding and Accounting Basis (Note 7)	Net Expenditure in the Comprehensive Income and Expenditure Statement
	£m	£m	£m	£m	£m
2017/18 (restated)					
Adult Social Care & Health	351.1	(12.3)	338.8	8.7	347.5
Children & Young People	215.6	23.4	239.0	71.6	310.6
Place	157.9	(7.7)	150.2	27.3	177.5
Economy	70.6	(49.1)	21.5	38.1	59.6
HR Directorate		0.6	0.6	7.9	8.5
Strategic Services	30.6	14.3	44.9	(3.3)	41.6
Finance & Governance	23.9	(28.9)	(5.0)	3.2	(1.8)
Centrally Managed	(27.9)	(2.0)	(29.9)	(0.1)	(30.0)
Chief Executive & Assistant Chief Executive		(0.3)	(0.3)	3.5	3.2
Housing Revenue Account	-	(27.4)	(27.4)	(62.6)	(90.0)
Net Cost of Services	821.8	(89.4)	732.4	94.3	826.7
Other Income and Expenditure	(821.8)	(6.9)	(828.7)	24.0	(804.7)
(Surplus)/Deficit	-	(96.3)	(96.3)	118.3	22.0
Opening General Fund and HRA Balance			417.6		
Surplus/(Deficit) for the Year			96.3		
Closing General Fund and HRA Balance			<u>513.9</u>		
2018/19					
Adult Social Care & Health	325.7	1.8	327.5	5.9	333.4
Children & Young People	238.7	150.0	388.7	52.1	440.8
Place	155.5	42.3	197.8	12.4	210.2
Economy	97.5	(44.4)	53.1	29.5	82.6
HR Directorate	5.4	11.7	17.1	-	17.1
Strategic Services	25.4	12.7	38.1	2.1	40.2
Finance & Governance	28.3	(40.1)	(11.8)	1.2	(10.6)
Centrally Managed	(23.9)	(206.7)	(230.6)	175.7	(54.9)
Superannuation adjustment	-	-	-	(34.9)	(34.9)
Chief Executive & Assistant Chief Executive	2.6	(0.1)	2.5	-	2.5
Housing Revenue Account	-	(32.6)	(32.6)	(58.0)	(90.6)
Net Cost of Services	855.2	(105.4)	749.8	186.0	935.8
Other Income and Expenditure	(855.2)	53.3	(801.9)	(21.5)	(823.4)
(Surplus)/Deficit	-	(52.1)	(52.1)	164.5	112.4
Opening General Fund and HRA Balance			513.9		
IFRS9 Opening Balance Adjustment			(0.5)		
Surplus/(Deficit) for the Year			52.1		
Closing General Fund and HRA Balance			<u>565.5</u>		

Note 7

Note to the Expenditure and Funding Analysis

This analysis provides detail of the main adjustments from the Net Expenditure Chargeable to the General Fund and HRA balances to the Comprehensive Income and Expenditure Statement. Figures for 2017/18 have been restated to reflect the change in Directorate structure.

2017/18 (Restated)	Depreciation reported at Directorate Level	Reserve Appropriation	Other Adjustments (Note (a))	Total to arrive at amount charged to the General Fund and HRA	Adjustments for Capital Purposes	Net Change for the Pensions Adjustment	Other Adjustments (Note (b))	Total Adjustment Between Funding and Accounting Basis
	£m	£m	£m	£m	£m	£m	£m	£m
Adult Social Care & Health	(2.7)	(13.3)	3.7	(12.3)	3.0	6.1	(0.4)	8.7
Children & Young People Place	(41.9)	4.5	60.8	23.4	55.6	18.8	(2.8)	71.6
Economy	(16.4)	3.8	4.9	(7.7)	20.5	6.8	-	27.3
HR Directorate	(25.8)	(23.4)	0.1	(49.1)	37.6	2.0	(1.5)	38.1
Strategic Services	-	0.2	0.4	0.6	-	0.1	7.8	7.9
Finance & Governance	(1.4)	2.5	13.2	14.3	2.0	6.1	(11.3)	(3.3)
Centrally Managed	(2.4)	5.8	(32.3)	(28.9)	1.2	1.7	0.3	3.2
Chief Executive & Assistant Chief Executive	(17.2)	(73.9)	89.1	(2.0)	13.2	0.8	(14.1)	(0.1)
Housing Revenue Account	-	(0.3)	-	(0.3)	-	-	3.5	3.5
Net Cost of Services	(50.9)	(2.2)	25.7	(27.4)	83.5	2.3	(148.4)	(62.6)
Other Income and Expenditure	(158.7)	(96.3)	165.6	(89.4)	216.6	44.7	(167.0)	94.3
(Surplus)/Deficit	158.7	-	(165.6)	(6.9)	14.9	73.9	(64.8)	24.0
	-	(96.3)	-	(96.3)	231.5	118.6	(231.8)	118.3

2018/19	Depreciation reported at Directorate Level	Reserve Appropriation	Other Adjustments (Note (a))	Total to arrive at amount charged to the General Fund and HRA	Adjustments for Capital Purposes	Net Change for the Pensions Adjustment	Other Adjustments (Note (b))	Total Adjustment Between Funding and Accounting Basis
	£m	£m	£m	£m	£m	£m	£m	£m
Adult Social Care & Health	(7.9)	(8.6)	18.3	1.8	6.0	-	(0.1)	5.9
Children & Young People Place	(114.6)	5.0	259.6	150.0	63.7	-	(11.6)	52.1
Economy	(56.3)	0.8	97.8	42.3	19.2	0.1	(6.9)	12.4
HR Directorate	(68.4)	(83.1)	107.1	(44.4)	30.3	-	(0.8)	29.5
Strategic Services	-	0.2	11.5	11.7	-	-	-	-
Finance & Governance	(6.7)	4.4	15.0	12.7	1.9	0.1	0.1	2.1
Centrally Managed	(6.6)	0.9	(34.4)	(40.1)	1.3	-	(0.1)	1.2
Superannuation Adjustment	(0.1)	28.7	(235.3)	(206.7)	31.6	(3.6)	147.7	175.7
Chief Executive & Assistant Chief Executive	-	-	-	-	-	(34.9)	-	(34.9)
Housing Revenue Account	-	(0.1)	-	(0.1)	-	-	-	-
Net Cost of Services	(52.3)	(0.3)	20.0	(32.6)	79.5	2.3	(139.8)	(58.0)
Other Income and Expenditure	(312.9)	(52.1)	259.6	(105.4)	233.5	(36.0)	(11.5)	186.0
(Surplus)/Deficit	312.9	-	(259.6)	53.3	(65.5)	63.6	(19.6)	(21.5)
	-	(52.1)	-	(52.1)	168.0	27.6	(31.1)	164.5

Notes

- (a) – includes levies, PFI grants and interest receipts and payments that are reported as part of Outturn but not included in Net Cost of Services within the CIES
- (b) – includes employee benefits accruals, the difference between amounts charged to the CIES for equal pay claims and the cost of settlements chargeable in year in accordance with statutory requirements; timing differences between what is chargeable under statutory regulation for Council Tax and Business Rates that were forecast to be received at the start of the year and the income recognised under generally accepted accounting practice.

Note 8 Prior Period Restatement of Service Expenditure and Income

The Council realigned its reporting structure in 2018/19. The implications of the realignment on the CIES are detailed below.

Directorate Reporting 2017/18	As Reported in the Comprehensive Income and Expenditure Statement 2017/18	Adjustments in Internal Directorate Reporting Classifications between years	As Restated in 2017/18	New Directorate Reporting 2017/18
	£m	£m	£m	
Net Expenditure				
<u>Continuing Operations</u>				
Adult Social Care & Health	347.5	-	347.5	Adult Social Care & Health
Children & Young People	310.6	-	310.6	Children & Young People
Place	177.5	-	177.5	Place
Economy	59.6	-	59.6	Economy
Strategic Services	53.3	8.5	41.6	HR Directorate
Finance & Governance	(1.8)	(11.7)	(1.8)	Strategic Services
Centrally Managed	(30.0)	-	(30.0)	Finance & Governance
		3.2	3.2	Centrally Managed
Housing Revenue Account	(90.0)	-	(90.0)	Chief Executive & Assistant Chief Executive
Net Cost of Services	826.7	-	826.7	Housing Revenue Account
Gross Expenditure				
<u>Continuing Operations</u>				
	£m	£m	£m	
Adult Social Care & Health	554.9	-	554.9	Adult Social Care & Health
Children & Young People	1,111.4	-	1,111.4	Children & Young People
Place	264.1	-	264.1	Place
Economy	149.2	-	149.2	Economy
Strategic Services	640.5	9.8	627.5	HR Directorate
Finance & Governance	5.8	(13.0)	5.8	Strategic Services
Centrally Managed	34.5	-	34.5	Finance & Governance
		3.2	3.2	Centrally Managed
Housing Revenue Account	196.7	-	196.7	Chief Executive & Assistant Chief Executive
Gross Cost of Services	2,957.1	-	2,957.1	Housing Revenue Account
Gross Income				
<u>Continuing Operations</u>				
	£m	£m	£m	
Adult Social Care & Health	(207.4)	-	(207.4)	Adult Social Care & Health
Children & Young People	(800.8)	-	(800.8)	Children & Young People
Place	(86.6)	-	(86.6)	Place
Economy	(89.6)	-	(89.6)	Economy
Strategic Services	(587.2)	(1.3)	(585.9)	HR Directorate
Finance & Governance	(7.6)	1.3	(7.6)	Strategic Services
Centrally Managed	(64.5)	-	(64.5)	Finance & Governance
		-	-	Centrally Managed
Housing Revenue Account	(286.7)	-	(286.7)	Chief Executive & Assistant Chief Executive
Gross Income of Services	(2,130.4)	-	(2,130.4)	Housing Revenue Account

Note 9**Expenditure and Funding Analysis by Nature of Activity**

This analysis provides detail of the expenditure and income of the Council on a subjective basis.

2017/18		2018/19
£m	Expenditure	£m
1,071.1	Employee Benefits Expenses	973.6
1,762.7	Other Service Expenses	1,798.7
158.5	Depreciation, Amortisation and Impairment	312.6
253.1	Interest Payments	245.6
	Movement in the value of financial assets	19.8
52.9	Precepts and Levies	50.0
6.3	Payments to Housing Capital Receipts Pool	6.3
14.0	Loss on Disposal of Non-Current Assets	5.5
3,318.6	Total Expenditure	3,412.1
	Income	
(634.4)	Fees, Charges and Other Services Income	(611.6)
(737.5)	Income from Council Tax and Business Rates	(762.9)
(1,905.7)	Government Grants and Contributions	(1,897.9)
(19.0)	Interest and Investment Income	(27.3)
(3,296.6)	Total Income	(3,299.7)
22.0	(Surplus)/Deficit on Provision of Services	112.4

Note 10**Material Items of Income and Expense**

The Council is required to charge the accounting cost of its pension provision to the Comprehensive Income and Expenditure Statement (CIES) each year rather than the actual cost of payments to the pension providers.

During the year, the Council charges directorates with an employer contribution rate that is expected to recover the actual charge for the year based on a future service contribution rate of 16.8% and an equivalent 16.6% to recover the deficit on past service costs. The combined charge out rate of 33.4% led to an actual charge to services of £122.8m. The Council also meets charges in respect of payments for pension fund strain for staff leaving through redundancy and any unfunded pension arrangements agreed. These payments totalled £18.0m in 2018/19.

Each year, the West Midlands Pension Fund provides a report from its actuarial advisors which identifies the accounting cost of pension provision. The actual amounts to be charged on an accounting basis to the CIES are:

Item	2017/18 £m	2018/19 £m
Cost of Services		
Service Cost	185.1	105.9
Financing Income and Expenditure Statement		
Net Interest on the Net Defined Liability	73.9	63.6
Total Charged to the (Surplus)/Deficit on the provision of services	259.0	169.5

The reduction in service cost in 2018/19 compared to 2017/18 is mainly as a result of two material items for 2018/19, which have opposite impacts on service cost, namely:

- The impact of settlements, largely as a result of the transfer of staff to Birmingham Children's Trust CIC, leading to a net reduction in the level of liabilities, £79.7m, and
- The assessed impact of the McCloud judgement, £48.6m, where the Courts determined that there was discrimination arising from the transition arrangements as pension schemes moved from a final salary benefit scheme to a career average scheme. The assessment has an element of catch up as it covers the impact since the introduction of the career average scheme in 2014.

Given the materiality of the two items, an apportionment to individual services would distort the presentation of segmental costs within the Comprehensive Income and Expenditure Statement as the charge out rate better represents pension costs. The negative expenditure in respect of the superannuation adjustment, £34.9m, in 2018/19 represents the material items and other items of a similar nature. This enables the cost of individual services to be compared more easily between years and between local authorities as the actuarial assessment can vary significantly from year to year.

Note 11 Other Operating Expenditure

Other Operating Expenditure disclosed in the Comprehensive Income and Expenditure Statement is detailed below.

2017/18 £m		2018/19 £m
1.9	Parish Council Precepts	1.9
2.4	Enterprise Zone Growth Payment	3.4
47.7	Integrated Transport Authority Levy	45.0
0.3	Environment Agency Levy	0.3
3.0	Apprenticeship Levy	2.7
6.3	Payments re: Housing Capital Receipt Pool	6.3
13.9	(Gains)/Losses on the Disposal of non-current assets	5.5
75.5	Total	65.1

The Loss on the disposal of non-current assets recognises the difference between the payment for the sale of a non-current asset and the carrying value of that asset within the accounts, which may not be the same as the market value or the historical cost of that asset.

Note 12 Financing and Investment Income and Expenditure

Financing and Investment Income and Expenditure disclosed in the Comprehensive Income and Expenditure Statement (CIES) is detailed below.

As a result of the introduction of IFRS9, *Financial Instruments*, changes in values of financial instruments are shown separately within this note whereas in previous years, items would have been included in the Cost of Services within the CIES (2017/18: £16.1m). The Code does not require a restatement of previous year information on the implementation of IFRS9 for the first time.

2017/18				2018/19		
Gross Expenditure £m	Income £m	Net £m		Gross Expenditure £m	Income £m	Net £m
179.2	-	179.2	Interest Payable and similar charges	182.0	-	182.0
73.9	-	73.9	Net Interest on the Net Defined Benefit Liability	63.6	-	63.6
-	-	-	Net Interest Cost - Pensions	-	-	-
-	-	-	Administration Expenses - Pensions	-	-	-
-	(12.9)	(12.9)	Interest Receivable and similar income	-	(21.6)	(21.6)
-	(1.6)	(1.6)	Income and expenditure in relation to investment properties and changes in their fair value	-	(1.4)	(1.4)
-	-	-	(Gains)/Losses on financial assets at amortised cost	17.1	-	17.1
-	-	-	(Gains)/Losses on financial assets at fair value through profit and loss	0.5	-	0.5
-	-	-	(Gains)/Losses on the Disposal of Financial Instruments	2.2	-	2.2
31.1	(31.7)	(0.6)	(Surplus)/Deficit on trading operations not consolidated within Service Expenditure Analysis in Comprehensive Income and Expenditure Statement	31.1	(32.4)	(1.3)
-	(6.1)	(6.1)	Other investment income and expenditure	-	(5.7)	(5.7)
284.2	(52.3)	231.9	Total	296.5	(61.1)	235.4

Note 13**Taxation and Non Specific Grant Income and Expenditure**

Taxation and Non Specific Grant Income and Expenditure disclosed in the Comprehensive Income and Expenditure statement comprises the following:

2017/18			2018/19			
Gross Expenditure £m	Income £m	Net £m		Gross Expenditure £m	Income £m	Net £m
-	(310.4)	(310.4)	Council Tax Income - Collection Fund	-	(329.2)	(329.2)
-	(401.7)	(401.7)	Business Rates - Collection Fund	-	(421.5)	(421.5)
-	(2.0)	(2.0)	Share of Collection Fund - Council Tax	-	(4.4)	(4.4)
1.7	(23.3)	(21.6)	Share of Collection Fund - Business Rates	2.2	(7.9)	(5.7)
-	(281.0)	(281.0)	Non Ring Fenced Government Grants	-	(236.8)	(236.8)
-	(95.5)	(95.5)	Capital Grants and Contributions	-	(126.5)	(126.5)
0.1	-	0.1	Capital Grants Repaid	0.2	-	0.2
1.8	(1,113.9)	(1,112.1)	Total	2.4	(1,126.3)	(1,123.9)

Further information on grant income received is provided in Note 16.

Note 14 Trading Operations

Trading operations are those activities where the service manager is required to operate in a commercial environment and balance their budget by generating income from other parts of the Council or other organisations.

The internal trading expenditure and income is incorporated within the relevant service line in the Comprehensive Income and Expenditure Statement. External trading income and expenditure is identified in Note 12, Financing and Investment Income and Expenditure. Details of units with significant trading activity are as follows.

2017/18			2018/19			
Turnover £m	Expenditure £m	(Surplus) / Deficit £m	Trading activity	Turnover £m	Expenditure £m	(Surplus) / Deficit £m
(41.0)	40.3	(0.7)	Cityserve (Direct Services)	(33.3)	31.2	(2.1)
(10.3)	9.1	(1.2)	Trade Refuse	(10.2)	9.3	(0.9)
(6.0)	6.3	0.3	Birmingham Parks and Nurseries	(5.6)	6.1	0.5
(0.6)	1.1	0.5	Pest Control	(0.7)	1.2	0.5
(2.6)	3.7	1.1	Procurement	(2.6)	3.4	0.8
(3.6)	3.8	0.2	Schools' Human Resources	(3.2)	3.5	0.3
(1.9)	2.1	0.2	Central Payroll	(1.9)	1.7	(0.2)
(3.5)	3.3	(0.2)	Other Trading Activities	(4.6)	4.4	(0.2)
(69.5)	69.7	0.2		(62.1)	60.8	(1.3)
			Allocation of Surplus/Deficit on Trading Operations			
(37.8)	38.6	0.8	- consolidated in CIES	(29.7)	29.7	-
(31.7)	31.1	(0.6)	- consolidated in Note 12, Financing and Investment Income and Expenditure	(32.4)	31.1	(1.3)
(69.5)	69.7	0.2		(62.1)	60.8	(1.3)

Details of Trading Activities

Cityserve

During 2018/19, Cityserve provided facilities management services to primary, secondary and special schools, plus community day nurseries and children's centres. The core services provided are now limited to Education Catering, having disposed of both the Educational Cleaning business and the Mobile Caretaking Services in December 2018.

Education Catering provides a range of menus to schools across the City of Birmingham which support the nutritional wellbeing of students whilst meeting the Government's mandatory Nutritional Standards for School Food compliance. Due to the diverse nature of the pupil base across the city, the provision for each school is tailored to meet the individual needs of the school and pupil.

In response to the declining market of school catering due to budget pressures on schools, Cityserve has also developed an alternative business model that looks to support those schools who choose to take the service "in-house". This new business model (Cityserve Select) provides a much more scaled-back service, consisting of the procurement of all food and beverages, the provision of bespoke menus aligned to the supply chain, and a cashless payment system called Cityserve Pay. This new product is designed to operate within a

virtual landscape, offering services to all schools and Education establishments across the UK, supported by our in-house procurement team.

Trade Refuse

Trade Refuse offers a competitive waste management service to businesses and provides Containers and Skips, Prepaid Sacks, Hire of Equipment and Special Collections.

Birmingham Parks and Nurseries

Birmingham Parks and Nurseries is responsible for the maintenance of all of the Council's parks and open spaces, as well as the floral displays that have helped to promote the City over the years. In addition, it looks after all of the 'green' maintenance of Council estates, highway verges, traffic islands, schools, residential care homes, cemeteries and crematoria, playing fields, allotments and children's outdoor playgrounds.

Pest Control

The Pest Control service provides treatment to commercial and domestic properties for rats, mice, insect control including wasps, fleas and ants and control of squirrels and pigeons. Rat pest control services are free for domestic users.

Procurement Services

In addition to providing the Council's in-house procurement service, schools may choose to subscribe to utilise the procurement service and are charged for work undertaken.

Schools' Human Resources

Schools have a choice to make in deciding who will support them with a Human Resources function. The Schools' Human Resources team has won competitive contracts to provide a range of schools with this function.

Payroll Services

In addition to providing the Council's payroll service, SLAs or contracts are in place to provide payroll & pensions services to schools, academies and other external bodies.

Other

Other trading activities include Shelforce, Civic Catering, Birmingham City Laboratories and Schools' Management. Shelforce is part of the Council's employment support services to registered disabled people and through the direct employment of registered disabled people in the manufacture of PVCu windows and doors.

Note 15 Revenue from Contracts with Service Recipients

The Council contracts with service recipients as part of its normal operating activities in the following areas:

- Performing a contractually agreed task for a service recipient; and
- Granting licences.

Details of the amounts included in the Comprehensive Income and Expenditure Statement for contracts with service recipients are set out below.

2017/18		2018/19
£m		£m
79.9	Revenue from contracts with service recipients	81.0
-	Impairment of receivables or contract assets	-
79.9	Total Included in Comprehensive Income and Expenditure Statement	81.0

Details of the amounts included in the Balance Sheet for contracts with service recipients

2017/18		2018/19
£m		£m
7.8	Receivables, which are included in debtors (Note 29)	6.3
-	Contract Assets	-
-	Contract Liabilities	-
7.8	Total Included in Net Assets	6.3

The Council has reviewed, and does not receive, any revenue income from service recipients in respect of the following:

- Resale of goods purchased by a local authority;
- Constructing, manufacturing or developing an asset on behalf of a service recipient;
or
- Sale of goods produced by the Council.

These elements are, therefore, excluded from the detail in this note.

All contracts with service recipients are complete and, therefore, no contract obligations, assets or liabilities continue beyond this financial year.

Note 16 Grant Income

The Council credited the following grants, contributions and donations to the Comprehensive Income and Expenditure Statement.

2017/18 £m		2018/19 £m
	Credited to Taxation and Non Specific Grant Income	
125.3	Business Rates Top Up Grant	89.9
15.0	New Homes Bonus Grant	8.8
18.2	Schools PFI Grant	18.2
50.3	Highways Management and Maintenance PFI Grant	50.3
5.1	Troubled Families Grant	4.3
5.3	Housing Benefit Administration Grant	4.8
5.3	Discretionary Housing Payment	4.8
3.0	Education Services Grant	-
24.6	Small Business Rate Relief Grant	29.9
6.3	Business Rates S31 Grant	9.7
3.8	Children's Trust Grant	-
-	Returned Levy Funding	5.4
5.6	Adult Social Care Support Grant	3.5
13.2	Other	7.2
281.0	Revenue Grants credited to Taxation and Non Specific Grant Income	236.8
	Credited to Cost of Services	
10.5	Adult Education (Skills Funding Agency)	10.6
533.7	Housing Benefit Subsidy	506.4
657.2	Dedicated Schools Grant	660.7
13.6	Education Funding Agency	12.4
48.0	Pupil Premium Grant	46.9
3.6	Illegal Money Lending	3.8
9.6	Universal Infants Free School Meals Grant	10.3
9.7	NHS Clinical Commissioning Group contributions	12.5
93.2	Public Health Grant	90.8
69.1	Better Care Fund (including improved Better Care Fund)	83.1
4.3	Independent Living Fund Grant	4.2
10.2	Youth Promise	4.4
4.5	Asylum Seekers	5.5
3.8	Flexible Homeless Support	5.3
3.1	Enterprise Zone - Projects	3.8
3.1	Primary PE and Sport Grant	6.2
-	Adult Social Care - Winter Pressures	5.6
37.4	Grants and contributions of less than £3m	46.3
1,514.6	Total Revenue Grants Credited to Cost of Services	1,518.8
1,795.6	Total Revenue Grants	1,755.6

2017/18		2018/19
£m		£m
	Capital Grants	
42.3	Education Funding Agency	53.5
-	Commonwealth Games – MHCLG	23.2
	Commonwealth Games - West Midlands Combined	
-	Authority	10.6
3.2	Lottery	-
4.7	Department of Health - Better Care Fund	6.0
4.9	Integrated Transport Block	5.2
	Homes & Community Agency - New Build	
4.8	Programme	6.2
18.2	Department for Transport	-
10.9	Local Growth Fund	12.5
6.5	Other Grants and Contributions	9.3
95.5	Capital Grants credited to Taxation and Non Specific Grant Income	126.5
	Capital Grants funding Revenue Expenditure under Statute credited to Cost of Services	
6.0	Department of Health - Better Care Fund	5.9
4.0	European Regional Development Fund	7.6
4.6	Other Grants and Contributions	2.3
14.6	Total Capital Grants funding Revenue Expenditure Under Statute	15.8
110.1	Total Capital Grants Received	142.3

All Capital Grants received are either non-conditional or the conditions have been met, therefore there are no entries to the Capital Grants Receipts in Advance Account for 2018/19. The Capital Grants received have been credited to the Taxation and Non Specific Grant Income line on the Comprehensive Income and Expenditure Statement except where the grant is used to finance Revenue Expenditure funded from Capital under Statute (REFCUS) where the grant is credited to the service line in the Comprehensive Income and Expenditure Statement.

Note 17**Dedicated Schools Grant**

The Council's expenditure on schools is funded primarily by grant monies provided by the Education Funding Agency (EFA) through the Dedicated Schools Grant (DSG). An element of DSG is recouped by the EFA to fund academy schools in Birmingham. DSG is ringfenced and can only be applied to meet expenditure properly included in the Schools Budget, as defined in the School and Early Years Finance (England) Regulations 2018. The Schools Budget includes elements for a range of educational services provided on a Council wide basis and for the Individual Schools Budget (ISB), which is divided into a budget share for each maintained school.

Details of the deployment of DSG receivable for 2018/19 are as follows:

	Central Expenditure £m	Individual Schools Budget £m	Total £m
Final DSG for 2018/19 before academy recoupment	119.7	1,053.0	1,172.7
Academy figure recouped for 2018/19	-	(511.4)	(511.4)
Total DSG after academy recoupment for 2018/19	119.7	541.6	661.3
Brought forward from 2017/18	(11.5)		(11.5)
Less: Carry forward to 2019/20 agreed in advance	-		-
Agreed initial budgeted distribution in 2018/19	108.2	541.6	649.8
In-year adjustments	1.4	(2.1)	(0.7)
Final budgeted distribution for 2018/19	109.6	539.5	649.1
Less: Actual Central Expenditure	(118.3)		(118.3)
Less: Actual ISB deployed to schools		(539.5)	(539.5)
Plus: Council contribution for 2018/19	-	-	-
Carry forward to 2018/19	(8.7)	-	(8.7)

The year-end net deficit of £8.7m is composed of three elements:

- A net deficit of £15.5m on the High Needs block which reflects the demographic impact of increased numbers of placements with Special Educational Needs and Disabilities requiring high cost provision. This has been compounded by increases in the costs of provision particularly where the placements are in the independent sector. The service is looking to develop and implement a 5 year deficit recovery plan in 2019/20, this includes £0.5m funding to be applied to invest to save initiatives from 2018/19.
- A surplus of £3m on the Schools block funding is primarily composed of lower than anticipated commitments against prescribed centrally managed DSG budgets, specifically the pupil growth fund and falling pupils fund.
- A surplus of £3.8m on the Early Years block is primarily due to lower take up of 3 & 4 year old provision, including working parents.

Note 18**Adjustments Between Accounting Basis and Funding Basis Under Regulations**

This note details the adjustments that are made to the total comprehensive income and expenditure recognised by the Council in the year in accordance with proper accounting practice to the resources that are specified by statutory provisions as being available to the Council to meet future capital and revenue expenditure.

The following sets out a description of the reserves that the adjustments are made against.

General Fund Balance

The General Fund is the statutory fund into which all the receipts of the Council are required to be paid and out of which all liabilities of the Council are to be met, except to the extent that statutory rules might provide otherwise. These rules can also specify the financial year in which liabilities and payments should impact on the General Fund Balance, which is not necessarily in accordance with proper accounting practice. The General Fund Balance therefore summarises the resources that the Council is statutorily empowered to spend on its services or on capital investment (or the deficit of resources that the Council is required to recover) at the end of the financial year. However, the balance is not available to be applied to fund Housing Revenue Account (HRA) services.

Housing Revenue Account Balance

The HRA Balance reflects the statutory obligation to maintain a revenue account for local authority council housing provision in accordance with Part VI of the Local Government and Housing Act 1989. It contains the balance of income and expenditure as defined by the 1989 Act that is available to fund future expenditure in connection with the Council's landlord function or, where in deficit, that is required to be recovered from tenants in future years.

Major Repairs Reserve

The Council is required to maintain the Major Repairs Reserve (MRR), which controls an element of the capital resources limited to being used on capital expenditure on HRA assets or the financing of historical capital expenditure by the HRA. The balance on the reserve shows the resources that have yet to be applied at the year-end.

Capital Receipts Reserve

The Capital Receipts Reserve holds the proceeds from the disposal of land or other assets, which are restricted by statute from being used other than to fund new capital expenditure or to be set aside to finance historical capital expenditure. The balance on the reserve shows the resources that have yet to be applied for these purposes at the year-end.

Capital Grants Unapplied

The Capital Grants Unapplied Account (Reserve) holds the grants and contributions received towards capital projects for which the Council has met or is expected to meet the conditions that would otherwise require repayment of the monies but which have yet to be applied to meet expenditure. The balance is restricted by grant terms as to the capital expenditure against which it can be applied and/or the financial year in which this can take place.

	General Fund Balance	Housing Revenue Account	Capital Receipts Reserve	Major Repairs Reserve	Capital Grants Unapplied
	£m	£m	£m	£m	£m
2018/19					
Adjustments to Revenue Resources					
Adjustments by which income and expenditure included in the Comprehensive Income and Expenditure Statement are different from revenue for the year calculated in accordance with statutory requirements:					
Pension costs (transferred to/from the Pensions Reserve)	17.2	10.3	-	-	-
Financial Instruments (transferred to/from the Financial Instrument Adjustments Account)	22.4	-	-	-	-
Council Tax and Business Rates (transfers to/from the Collection Fund)	8.0	-	-	-	-
Holiday Pay (transferred to/from the Accumulated Absences Reserve)	(5.9)	-	-	-	-
Equal pay settlements (transferred to/from the Unequal Pay Backpay Account)	20.7	2.0	-	-	-
Reversal of entries included in the Surplus/Deficit on the Provision of Services in relation to capital expenditure (these items are charged to the Capital Adjustment Account)	241.1	79.5	-	-	72.0
Total Adjustments to Revenue Resources	303.5	91.8	-	-	72.0
Adjustments between Revenue and Capital Resources					
Transfer of non-current asset sale proceeds from revenue to the Capital Receipts Reserve	(28.8)	(55.6)	83.4	-	-
Administrative costs of non-current asset disposals (funded by a contribution from the Capital Receipts Reserve)	1.6	-	(1.6)	-	-
Contribution to the costs of Equal Pay (funded by the Capital Receipts Reserve)	86.2	-	(86.2)	-	-
Payments to the government housing receipts pool (funded by a transfer from the Capital Receipts Reserve)	6.3	-	(6.3)	-	-
Posting of HRA resources from revenue to the Major Repairs Reserve	-	(51.7)	-	51.7	-
Provision for the repayment of debt (transfer to the Capital Adjustment Account)	(139.8)	(35.4)	-	-	-
Capital expenditure financed from revenue balances (transfer to the Capital Adjustment Account)	(13.3)	(0.2)	-	-	-
Total Adjustments between Revenue and Capital Resources	(87.8)	(142.9)	(10.7)	51.7	-
Adjustments to Capital Resources					
Use of the Capital Receipts Reserve to finance capital expenditure	-	-	(57.8)	-	-
Use of the Capital Receipts Reserve to repay debt	-	-	(53.1)	-	-
Use of the Major Repairs Reserve to finance capital expenditure	-	-	-	(55.4)	-
Application of capital grants to finance capital expenditure	-	-	-	-	(72.2)
Cash payments in relation to deferred capital receipts	-	-	3.9	-	-
Other	-	-	37.6	-	(0.1)
Total Adjustments to Capital Resources	-	-	(69.4)	(55.4)	(72.3)
Total Adjustments	215.7	(51.1)	(80.1)	(3.7)	(0.3)

	General Fund Balance	Housing Revenue Account	Capital Receipts Reserve	Major Repairs Reserve	Capital Grants Unapplied
	£m	£m	£m	£m	£m
2017/18					
Adjustments to Revenue Resources					
Adjustments by which income and expenditure included in the Comprehensive Income and Expenditure Statement are different from revenue for the year calculated in accordance with statutory requirements:					
Pension costs (transferred to/from the Pensions Reserve)	112.3	6.2	-	-	-
Financial Instruments (transferred to/from the Financial Instrument Adjustments Account)	16.7	-	-	-	-
Council Tax and Business Rates (transfers to/from the Collection Fund)	(28.6)	-	-	-	-
Holiday Pay (transferred to/from the Accumulated Absences Reserve)	(0.5)	-	-	-	-
Equal pay settlements (transferred to/from the Unequal Pay Backpay Account)	7.5	(0.9)	-	-	-
Reversal of entries included in the Surplus/Deficit on the Provision of Services in relation to capital expenditure (these items are charged to the Capital Adjustment Account)	147.9	83.6	-	-	62.2
Total Adjustments to Revenue Resources	255.3	88.9	-	-	62.2
Adjustments between Revenue and Capital Resources					
Transfer of non-current asset sale proceeds from revenue to the Capital Receipts Reserve	(71.7)	(59.1)	123.0	-	-
Administrative costs of non-current asset disposals (funded by a contribution from the Capital Receipts Reserve)	1.7	-	(1.7)	-	-
Contribution to the costs of Equal Pay (funded by the Capital Receipts Reserve)	19.0	-	(19.0)	-	-
Reclassification of grants originally treated as capital grants	2.4	-	-	-	(2.4)
Payments to the government housing receipts pool (funded by a transfer from the Capital Receipts Reserve)	6.3	-	(6.3)	-	-
Posting of HRA resources from revenue to the Major Repairs Reserve	-	(50.3)	-	50.3	-
Provision for the repayment of debt (transfer to the Capital Adjustment Account)	(29.2)	(37.9)	-	-	-
Capital expenditure financed from revenue balances (transfer to the Capital Adjustment Account)	(6.8)	(0.3)	-	-	-
Total Adjustments between Revenue and Capital Resources	(78.3)	(147.6)	96.0	50.3	(2.4)
Adjustments to Capital Resources					
Use of the Capital Receipts Reserve to finance capital expenditure	-	-	(49.2)	-	-
Use of the Capital Receipts Reserve to repay debt	-	-	(10.3)	-	-
Use of the Major Repairs Reserve to finance capital expenditure	-	-	-	(60.7)	-
Application of capital grants to finance capital expenditure	-	-	-	-	(47.9)
Cash payments in relation to deferred capital receipts	-	-	5.1	-	-
Other	-	-	0.5	-	(0.1)
Total Adjustments to Capital Resources	-	-	(53.9)	(60.7)	(48.0)
Total Adjustments	177.0	(58.7)	42.1	(10.4)	11.8

Note 19

Usable Reserves

Details of the major reserves held by the Council are set out below. Further information on the movements in reserves is shown in the Movement in Reserves Statement and Note 18.

The Reserves have been split into the following major categories:

- Unearmarked Reserves – Reserves that the Council can use for any purpose within the General Fund
- Earmarked Reserves – Reserves that the Council has set aside to meet specific future liabilities
- Grant Reserves – Reserves arising as a result of revenue grants received by the Council for specific projects that haven't been fully utilised by 31 March 2019 but will be used to offset expenditure incurred in subsequent years
- Ringfenced Reserves – Reserves that are required to be used for specific activities undertaken by the Council. These are mainly for schools or for the Housing Revenue Account and cannot be used to support general Council activity
- Capital Reserves – Reserves that have been set aside to finance capital schemes. These reserves cannot be used to support revenue expenditure without the consent of the Secretary of State.

Usable Reserves	Balance at 31 March 2018	Transfers Out 2018/19	Transfers In 2018/19	Balance at 31 March 2019
	£m	£m	£m	£m
<u>Unearmarked Reserves</u>				
General Fund Balances	28.9	(0.5)	7.1	35.5
Carry Forward Balance	1.8	(1.8)	-	-
Invest to Save Reserve	41.5	(6.1)	6.3	41.7
Financial Resilience Reserve	98.2	(44.7)	13.3	66.8
Total Unearmarked Reserves	170.4	(53.1)	26.7	144.0
<u>Earmarked Reserves</u>				
Insurance Fund	11.2	(1.4)	-	9.8
Highways PFI Earmarked Reserve	6.4	(6.4)	-	-
Sums set aside to finance Capital Expenditure	43.3	(0.7)	3.5	46.1
Treasury Management Reserve	1.8	(1.8)	-	-
Housing Benefit Subsidy Reserve	4.2	-	-	4.2
Cyclical Maintenance Reserve	8.5	(1.8)	4.0	10.7
Equipment Renewal Reserve	5.5	(1.2)	1.6	5.9
Support to the Business Plan	3.7	(3.7)	-	-
Management Capacity for Change	6.8	(6.8)	2.8	2.8
Troubled Families	3.7	(3.7)	-	-
Children's Trust	2.0	(2.0)	-	-
Business Rates	10.6	(12.9)	14.7	12.4
Other Earmarked Reserves	23.2	(27.4)	18.8	14.6
Total Reserves Earmarked by the Council	130.9	(69.8)	45.4	106.5

Usable Reserves	Balance at 31 March 2018	Transfers Out 2018/19	Transfers In 2018/19	Balance at 31 March 2019
	£m	£m	£m	£m
<u>Revenue Grant Reserves</u>				
Section 256 Grant from the NHS	1.2	-	-	1.2
Public Health	2.8	-	2.5	5.3
Better Care Fund	21.4	(5.2)	8.8	25.0
Highways PFI Grant	99.7	(14.7)	95.8	180.8
Section 106 Grants	21.5	(4.5)	9.0	26.0
Community Infrastructure Levy	3.2	-	6.3	9.5
National Business Rate Levy	-	-	5.4	5.4
Other Grant Reserves	19.9	(13.7)	8.6	14.8
Total Revenue Grant Reserves	169.7	(38.1)	136.4	268.0
<u>Unearmarked Non-Schools DSG</u>				
Unearmarked Non- Schools DSG	(11.5)	(2.2)	5.0	(8.7)
Total Unearmarked Non-Schools DSG	(11.5)	(2.2)	5.0	(8.7)
<u>Ringfenced Reserves</u>				
Schools' Balances	49.6	(3.5)	4.1	50.2
Housing Revenue Account	4.8	-	0.6	5.4
HRA Major Repairs Reserve	28.6	(55.4)	51.7	24.9
Total Ringfenced Reserves	83.0	(58.9)	56.4	80.5
<u>Capital Reserves</u>				
Capital Receipts Reserve	320.4	(205.0)	125.0	240.4
Capital Grants Unapplied	107.0	(72.3)	72.0	106.7
Total Capital Reserves	427.4	(277.3)	197.0	347.1
Total Usable Reserves	969.9	(499.4)	466.9	937.4

Details of the major usable reserves as at 31 March 2019 are set out below.

Unearmarked Reserves comprising:

General Fund Balances - reflects the accumulated surpluses of income over expenditure from previous years and any resources set aside as general contingency against adverse future events.

Invest to Save Reserve - the reserve incorporates the Organisation Transition Reserve and is used to make funding available to assist in making changes to the way services are provided and ultimately reduce costs in the long term. Usage of this fund will require

repayment in the future through a planned repayment profile linked to specific savings proposals.

Financial Resilience Reserve (FRR) – created in 2017/18 to provide contingency funding in case the Council faces financial difficulties in the future.

Earmarked Reserves comprising:

Insurance Fund – the Council is sufficiently large to be able to self-insure against all but the most catastrophic business risks. A budget is held to cover insurance losses in-year and the Insurance Fund exists to act as a buffer should losses exceed budgeted expectations in any given financial year. The fund increases in those years where losses incurred do not exceed the budget and decreases where losses incurred exceed the budget.

Sums set aside to finance Capital Expenditure – has arisen from revenue contributions set aside to fund budgeted capital expenditure, Equal Pay settlements and associated costs in line with the Council's Capital Financing and Equal Pay funding plans.

Housing Benefit Subsidy – has been earmarked as a contingency reserve should there be any adjustments to funding arising from the audit of grant claims.

Cyclical Maintenance – has been earmarked to fund major maintenance work on the Council's assets including the Library of Birmingham.

Equipment Renewal – has been earmarked to fund equipment renewal for bus lane enforcement.

Management Capacity for Change – the net underspend identified on central accounts has been set aside for future year contingencies.

Business Rates – An overall reserve for Business Rates related activities, including:

- A contingency in case there is a requirement to make a payment under the Council's "no detriment" agreement with the other West Midlands Business Rates Retention Pilot authorities.
- To address the timing difference between grant received and when the Council has assumed it will be required.

Other Earmarked Reserves – there are a large number of small value reserves which cover a wide range of services that have been set aside to support future years' service delivery. The reserves cover a wide range of areas and include, for example, resources earmarked for special educational needs reform, a local innovations fund, highways initiatives, subvention for major events, replacement IT systems and repairs and maintenance for specific service chargeable buildings in support of the Financial Plan.

Revenue Grant reserves comprising:

Grant Reserves – relate to the unused element of grant support for which the conditions of the grant are expected to be met or for which there are no conditions of grant. The reserves will be used to meet future years' expenditure for the service for which the grant was awarded.

In addition to the resources set aside in the Council's budget to meet the costs of the Highways PFI scheme, grant support is also received on an equal annual basis over the life of the contract. There was expected to be a budget surplus in the early years of the contract as the unitary charge payable to the contractor would increase during the initial core investment period until all milestones had been completed. The excess of available resources together with any deductions from unitary charge payments as a result of poor performance against the contract have been set aside in the Highways PFI reserve and will be used in the later period of the contract where the unitary charge payable is expected to exceed the budgeted resources and grant support. The reserve is expected to be fully utilised by the end of the contract.

The increase in reserve in 2018/19 is partly due to the full repayment of resources that had previously been used on a short term repayable basis to support budget pressures and transformation plans within the Council.

Ringfenced reserves comprising:

Schools' Balances - are the net cumulative balances held by the local authority maintained schools which, under national school funding regulations, the schools are entitled to retain for unexpected commitments and/or for planned school curriculum/infrastructure improvements and investment. Within the total Schools' Balances there are 53 (2017/18:37) schools with deficit balances totalling £12.6m (2017/18: £11.0m) and a deficit balance on the Non-Schools Dedicated Schools Grant of £15.5m (2017/18: £13.8m) as a result of the impact of increasing numbers of pupils with Special Educational Needs.

Housing Revenue Account (HRA) – the HRA is a statutory account, ringfenced from the rest of Council funds, so that rents charged to tenants in respect of dwellings cannot be subsidised from Council Tax. Similarly, rents collected from HRA tenants cannot be used to subsidise the General Fund. The balances on the HRA reflect the accumulated surpluses of income over expenditure.

HRA Major Repairs Reserve – the Council is required by The Accounts and Audit Regulations 2015 to maintain the Major Repairs Reserve. The reserve controls an element of the capital resources required to be used on HRA assets or for capital financing purposes.

Capital reserves comprising:

Capital Receipts Reserve – reflects the income received from the disposal of capital assets prior to being used to fund future capital expenditure or for the redemption of debt. Capital receipts cannot be used to fund revenue expenditure except where allowed by statute, for example to meet costs of Equal Pay.

Capital Grants Unapplied – reflect the unused element of capital grants or capital contributions awarded to the Council, for which the conditions of the grant support are expected to be met or for which there are no conditions. The reserve will be used to meet future years' capital expenditure.

Note 20 Unusable Reserves

The following table shows the value of reserve balances that have come about as a result of accounting adjustments and are not therefore available to spend.

31 March 2018		31 March 2019
£m		£m
1,885.4	Revaluation Reserve	2,024.5
(0.3)	Available for Sale Financial Instruments Reserve	-
(428.9)	Capital Adjustment Account	(339.7)
(25.9)	Financial Instruments Adjustment Account	(48.1)
(2,836.1)	Pensions Reserve	(2,676.2)
41.8	Deferred Capital Receipts Reserve	37.7
18.0	Collection Fund Adjustment Account	10.0
(151.8)	Equal Pay Back Pay Account	(174.5)
(19.9)	Accumulated Absences Account	(14.0)
(1,517.7)	Total Unusable Reserves	(1,180.3)

Revaluation Reserve

The Revaluation Reserve contains the gains made by the Council arising from increases in the value of its Property, Plant and Equipment, and Heritage Assets. The balance is reduced when assets with accumulated gains are:

- revalued downwards or impaired and the gains are lost
- used in the provision of services and the gains are consumed through depreciation, or
- disposed of and the gains are realised.

The Reserve contains only revaluation gains accumulated since 1 April 2007, the date that the Reserve was created. Accumulated gains arising before that date are consolidated into the balance on the Capital Adjustment Account.

2017/18			2018/19	
£m	£m		£m	£m
	1,542.1	Balance at 1 April		1,885.4
592.5		Upward revaluation of assets	430.4	
(197.3)		Downward revaluation of assets and impairment losses not charged to the Surplus/(Deficit) on the Provision of Services	(199.5)	
-		Impairment (losses)/reversals not charged to the Surplus/(Deficit) on the Provision of Services	-	
	395.2	Surplus/(Deficit) on revaluation of non-current assets not posted to the Surplus/(Deficit) on the Provision of Services		230.9
(19.0)		Difference between fair value depreciation and historical cost depreciation	(51.1)	
(32.9)		Accumulated gains on assets sold or scrapped	(40.7)	
-		Adjustment for Transfer of land to Investment Property	-	
	(51.9)	Amount written off to the Capital Adjustment Account		(91.8)
	1,885.4	Balance at 31 March		2,024.5

Available for Sale Financial Instruments Reserve

The Available for Sale Financial Instruments Reserve previously contained the changes in fair value recognised by the Council arising from changes in the value of its investments that have quoted market prices or otherwise do not have fixed or determinate payments. Following the implementation of IFRS9, Financial Instruments, the reserve has now been subsumed into the Capital Adjustment Account.

2017/18			2018/19	
£m			£m	
0.5		Balance at 1 April	(0.3)	
-		Transfer to Capital Adjustment Account	0.3	
	0.5	Adjusted Balance 1 April	-	
-		Upward revaluation of investments	-	
(0.8)		Downward revaluation of investments not charged to the Surplus/Deficit on the Provision of Services	-	
	(0.3)	Balance at 31 March	-	

Capital Adjustment Account

The Capital Adjustment Account absorbs the timing differences arising from the different arrangements for accounting for the consumption of non-current assets and for financing the acquisition, construction or enhancement of those assets under statutory provisions. The Account is debited with the cost of acquisition, construction or enhancement when depreciation, impairment losses and amortisations are charged to the Comprehensive Income and Expenditure Statement (with reconciling postings from the Revaluation Reserve to convert fair value figures to a historical cost basis). The Account is credited with the amounts set aside by the Council as finance for the costs of acquisition, construction and enhancement.

The Account also contains revaluation gains accumulated on Property, Plant and Equipment before 1 April 2007, the date that the Revaluation Reserve was created to hold such gains.

Note 18 provides details of the source of all the transactions posted to the Account, apart from those involving the Revaluation Reserve.

2017/18			2018/19	
£m	£m		£m	£m
	(411.9)	Balance at 1 April		(428.9)
	-	Adjustment for the Restatement of Financial Instruments		(0.5)
	-	Transfer from Available for Sale Reserve		(0.3)
	(411.9)	Restated Opening Balance at 1 April		(429.7)
		Reversal of items relating to capital expenditure debited or credited to the Comprehensive Income and Expenditure Statement (CIES):		
(137.1)		Charges for depreciation and impairment of non current assets	(305.5)	
5.7		Revaluation losses on Property, Plant and Equipment	1.4	
(8.0)		Amortisation and impairment of intangible assets	(8.2)	
1.6		Changes in the Fair Value of Investment Properties	1.4	
(17.7)		Impairment of Capital Debtors/Grants	(0.4)	
(60.1)		Revenue expenditure funded from capital under statute	(59.5)	
(143.1)		Amounts of non current assets written off on disposal or sale as part of the gain/(loss) on disposal to the CIES	(88.3)	
-		Amounts of financial instruments written off on disposal/sale as part of the gain/(loss) on disposal to the CIES	-	
	(358.7)			(459.1)
	51.9	Adjusting amounts written out of the Revaluation Reserve		91.8
	(306.8)	Net written out amount of the cost of non-current assets consumed in the year		(363.9)
		Capital financing applied in the year:		
49.2		Use of the Capital Receipts Reserve to finance new capital expenditure	57.8	
60.7		Use of the Major Repairs Reserve to finance new capital expenditure	55.4	
47.9		Capital grants and contributions credited to the CIES that have been applied to capital financing	70.3	
47.9		Application of grants to capital financing from the Capital Grants Unapplied Account	72.2	
10.3		Application of capital receipts to repay debt	53.1	
67.1		Provision for the financing of capital investment charged against the General Fund and HRA balances	175.2	
7.1		Capital expenditure charged against the General Fund and HRA balances	13.5	
	290.2			497.5
	0.1	Financing of capital grant repayment		0.2
	(0.5)	Repayment of long term debtors		(40.4)
	(428.9)	Balance at 31 March		(339.7)

Financial Instruments Adjustment Account

The Financial Instruments Adjustment Account absorbs the timing differences arising from the different arrangements for accounting for income and expenses relating to certain financial instruments and for bearing losses or benefiting from gains in accordance with statutory provisions. The Council uses this account to manage premia paid and discounts received on the early redemption of loans and the recognised losses on loans advanced at less than a commercial interest rate. These values are debited or credited to the Comprehensive Income and Expenditure Statement when they are incurred, but reversed out of the General Fund Balance to the Account in the Movement in Reserves Statement. Over time, these values are posted back to the General Fund Balance in accordance with statutory arrangements for spreading the burden on Council Tax. For premia and discounts, this period is the unexpired term that was outstanding on the loans when they were redeemed.

In the 2018/19 financial year, the Council agreed the early repayment of three long term loans with the lenders, at a total premium of £23.4m.

2017/18			2018/19	
£m	£m		£m	£m
	(26.8)	Balance at 1 April		(25.9)
-		Premia incurred in the year and charged to the Comprehensive Income and Expenditure Statement	(23.4)	
0.9		Proportion of premia incurred in previous financial years to be charged against the General Fund Balance in accordance with statutory requirements	1.2	
	0.9	Amount by which finance costs charged to the Comprehensive Income and Expenditure Statement are different from finance costs chargeable in the year in accordance with statutory requirements		(22.2)
	(25.9)	Balance at 31 March		(48.1)

Pensions Reserve

The Pensions Reserve absorbs the timing differences arising from the different arrangements for accounting for post-employment benefits and for funding benefits in accordance with statutory provisions. The Council accounts for post-employment benefits in the Comprehensive Income and Expenditure Statement as the benefits are earned by employees accruing years of service, updating the liabilities recognised to reflect inflation, changing assumptions and investment returns on any resources set aside to meet the costs. However, statutory arrangements require benefits earned to be financed as the Council makes employer's contributions to pension funds or eventually pays any pensions for which it is directly responsible. The debit balance on the Pensions Reserve therefore shows a substantial shortfall in the benefits earned by past and current employees and the resources the Council has set aside to meet them. The statutory arrangements will ensure that funding will have been set aside by the time the benefits come to be paid.

Generally, the Pensions Reserve will match exactly the Pension Liabilities recorded on the Balance Sheet at the end of each year. However, the Council made an advance payment of £373.2m in April 2017 to cover its estimated contributions for the three-year period to 31 March 2020. However, as indicated above, the Council is only required to account for the amount payable in year. The difference of £124.2m between the Pensions Reserve and the Pension Liabilities at 31 March 2019 reflects the anticipated contributions in 2019/20.

2017/18 £m		2018/19 £m
(2,870.7)	Balance at 1 April	(2,836.1)
153.1	Remeasurement of the net defined benefit liability	187.4
(259.0)	Reversal of items relating to retirement benefits debited or credited to the Surplus/Deficit on the Provision of Services in the Comprehensive Income and Expenditure Statement	(169.5)
140.5	Employer's pensions contributions and direct payments to retirees payable in the year	142.0
(2,836.1)	Balance at 31 March	(2,676.2)

Deferred Capital Receipts Reserve

The Deferred Capital Receipts Reserve holds the gains recognised on the disposal of non-current assets but for which cash settlement has yet to take place. Under statutory arrangements, the Council does not treat these gains as usable for financing new capital expenditure until they are backed by cash receipts. When the deferred cash settlement eventually takes place, amounts are transferred to the Capital Receipts Reserve.

2017/18 £m		2018/19 £m
39.5	Balance at 1 April	41.8
(0.5)	Transfer of deferred sale proceeds credited to the General Fund under capital finance regulations	(1.2)
7.8	Transfer of deferred sale proceeds credited as part of the gain/loss on disposal to the Comprehensive Income and Expenditure Statement	1.0
(5.0)	Transfer to the Capital Receipts Reserve upon receipt of cash	(3.9)
41.8	Balance at 31 March	37.7

Collection Fund Adjustment Account

The Collection Fund Adjustment Account manages the differences arising from the recognition of Council Tax and Business Rates income in the Comprehensive Income and Expenditure Statement as it falls due from Council Tax and Business Rates payers compared with the statutory arrangements for paying across amounts to the General Fund from the Collection Fund.

2017/18 £m		2018/19 £m
(10.6)	Balance at 1 April	18.0
	Amount by which Council Tax/Business Rates income credited to the Comprehensive Income and Expenditure Statement is different from Council Tax/Business Rates income calculated for the year in accordance with statutory requirements	(8.0)
28.6		
18.0	Balance at 31 March	10.0

Equal Pay Back Pay Account

The Equal Pay Back Pay Account compensates for the differences between the rate at which the Council provides for the potential costs of back pay settlements in relation to Equal Pay cases and the ability under statutory provisions to defer the impact on the General Fund Balance until such time as cash might be paid out to claimants.

2017/18 £m		2018/19 £m
(145.2)	Balance at 1 April	(151.8)
(26.6)	(Increase)/reduction in provision for back pay in relation to Equal Pay cases	(110.5)
20.0	Cash settlements paid in the year	87.8
	Amount by which amounts charged for Equal Pay claims to the Comprehensive Income and Expenditure Statement are different from the cost of settlements chargeable in the year in accordance with statutory requirements	(22.7)
(6.6)		
(151.8)	Balance at 31 March	(174.5)

Accumulated Absences Account

The Accumulated Absences Account absorbs the differences that would otherwise arise on the General Fund Balance from accruing for compensated absences earned but not taken in the year e.g. annual leave entitlement carried forward at 31 March. Statutory arrangements require that the impact on the General Fund Balance is neutralised by transfers to or from the Account.

2017/18 £m		2018/19 £m
(20.5)	Balance at 1 April	(19.9)
1.1	Settlement or cancellation of accrual made at the end of the preceding year	-
(0.5)	Amounts accrued at the end of the current year	5.9
0.6	Amount by which officer remuneration charged to the Comprehensive Income and Expenditure Statement on an accruals basis is different from remuneration chargeable in the year in accordance with statutory requirements	5.9
(19.9)	Balance at 31 March	(14.0)

Note 21**Pension Schemes Accounted for as Defined Contribution Schemes**Teachers' Pension Scheme

Teachers employed by the Council are members of the Teachers' Pension Scheme, administered by Capita Teachers' Pensions on behalf of the Department for Education. The scheme provides teachers with specified benefits upon their retirement, and the Council contributes towards the costs by making contributions based on a percentage of members' pensionable salaries.

The scheme is a multi-employer defined benefit scheme. The scheme is unfunded and the Department for Education uses a notional fund as the basis for calculating the employers' contribution rate paid by local authorities. Valuations of the notional fund are undertaken every four years.

The scheme has in excess of 3,700 participating employers and consequently the Council is not able to identify its share of the underlying financial position and performance of the Scheme with sufficient reliability for accounting purposes. For the purposes of this Statement of Accounts, it is therefore accounted for on the same basis as a defined contribution scheme.

In 2018/19, the Council paid £34.7m (2017/18: £35.0m) to the Teachers' Pensions Scheme in respect of teachers' retirement benefits, representing 16.48% (2017/18 16.48%) of pensionable pay. The contributions due to be paid in the 2019/20 financial year are estimated to be £44.6m on the basis of employer contributions of 16.48% until 31 August 2019 and 23.68% thereafter.

The Council is responsible for the costs of any additional benefits awarded upon early retirement outside of the terms of the teachers' scheme. These costs are accounted for on a defined benefit basis and detailed in Note 22.

The Council is not liable to the scheme for any other entities' obligations under the plan.

NHS Pension Scheme

Staff who joined the Council on 1 April 2014 upon the transfer of Public Health responsibilities from the National Health Service were members of the NHS Pension Scheme. The scheme provides its members with specified benefits upon their retirement and the Council has taken responsibility for making contributions based on a percentage of members' pensionable salaries.

The scheme is a multi-employer defined benefit scheme covering NHS employers, GP practices and other bodies allowed under the direction of the Secretary of State in England and Wales. The scheme is unfunded and is not designed to be run in a way that would enable member organisations to identify their share of the underlying assets and liabilities. Actuarial valuations of the scheme are undertaken every four years with a valuation of the scheme liability carried out on an annual basis by the scheme actuary through an update of the result of the full actuarial valuation. For the purposes of this Statement of Accounts, the scheme is accounted for on the same basis as a defined contribution scheme.

In 2018/19, the Council paid £0.12m (2017/18: £0.15m) to the NHS Pensions Scheme in respect of employees' retirement benefits, representing 14.38% (2017/18: 14.38%) of pensionable pay. The contributions due to be paid in the 2019/20 financial year are estimated to be £0.12m on the basis of an employer contribution rate of 14.38%.

The Council is responsible for the costs of any additional benefits awarded upon early retirement outside of the terms of the NHS pension scheme. These costs are accounted for on a defined benefit basis and detailed in Note 22.

The Council is not liable to the scheme for any other entities' obligations under the plan.

Note 22

Defined Benefit Pension Schemes

Participation in Pension Schemes

As part of the terms and conditions of employment of its officers, the Council makes contributions towards the cost of post-employment benefits. Although these benefits will not actually be payable until employees retire, the Council has a commitment to make the payments, which needs to be disclosed at the time that employees earn their future entitlement.

The Council participates in two post-employment schemes accounted for as defined benefit schemes:

- The Local Government Pension Scheme, administered locally by the West Midlands Pension Fund offices at Wolverhampton City Council – this is a funded defined benefit career average salary scheme for benefits accrued since 1 April 2014, meaning that the Council and employees pay contributions into a fund, calculated at

a level intended to balance the pensions liabilities with investment assets. Benefits accrued to 31 March 2014 are based on final salary. An employer's future service contribution rate of 16.8% was set for the Council for 2018/19 (2017/18: 15.3%).

- Arrangements for the award of discretionary post-retirement benefits upon early retirement – this is an unfunded defined benefit arrangement, under which liabilities are recognised when awards are made. However, there are no investment assets built up to meet these pensions liabilities, and cash has to be generated to meet actual pension payments as they eventually fall due.

The pension scheme is operated under the regulatory framework for the Local Government Pension Scheme and the governance of the scheme is the responsibility of the pensions committee of Wolverhampton City Council. Policy is determined in accordance with the Pensions Fund Regulations.

The principal risks to the Council of the scheme are:

- the longevity assumptions
- statutory changes to the scheme
- structural changes to the scheme (for example, large-scale withdrawals)
- changes to inflation
- bond yields, and
- the performance of the equity investments held by the scheme.

These risks are mitigated, to a certain extent, by the statutory requirements to charge to the General Fund and the Housing Revenue Account the amounts required by statute as described in the accounting policies note.

Transactions relating to Post-employment benefits

The Council recognises the cost of retirement benefits in the reported Cost of Services when they are earned by employees, rather than when the benefits are eventually paid as pensions. However, the charge the Council is required to make against Council Tax is based on the cash payable in the year, so the real cost of post-employment/retirement benefits is reversed out of the General Fund and Housing Revenue Account via the Movement in Reserves Statement.

The table below shows the transactions that have been made in the Comprehensive Income and Expenditure Statement and the General Fund Balance via the Movement in Reserves Statement during the year. The major movements from 2017/18 to 2018/19 in the table relate to:

- Effect of past service costs/curtailments – the increase is as a result of the assessment of the impact of the McCloud judgement, in respect of judges' pensions and firefighter pensions, arising from the ruling regarding age discrimination arising from public sector transition arrangements put in place when moving from final salary to average salary scheme arrangements
- Effect of settlements – mainly arising from the transfer of staff from the Council to Birmingham Children's Trust CIC where the associated historic pension liabilities were transferred to the Trust's share of the pension scheme
- Release of pension reserve – reflecting the accounting arrangements for the release from the pension reserve of the sums due for 2018/19 arising following the pre-payment of three years of employer contributions in April 2017.

	Local Government Pension Scheme		Discretionary Benefits Arrangements	
	2017/18 £m	2018/19 £m	2017/18 £m	2018/19 £m
Comprehensive Income and Expenditure Statement				
Cost of Services:				
current service cost	154.6	128.3		
past service costs, including curtailments	4.1	55.3		
effect of settlements	24.7	(79.7)		
administration expenses	1.7	2.0		
Financing and investment income and expenditure:				
Net interest expense	72.8	62.0	1.1	1.6
Total post-employment benefit charged to the (Surplus)/Deficit on the provision of services	257.9	167.9	1.1	1.6
Movement in Reserves Statement				
Reversal of net charges made to the Surplus/Deficit on the provision of services for post-employment benefits in accordance with the Code	(123.4)	(155.9)	4.9	4.4
Release from pension reserve re:prepayment		124.0		
Net charge against the General Fund Balance for pensions in the year comprising:				
employer's contributions payable to scheme	134.5	136.0		
retirement benefits payable to retirees			6.0	6.0
Comprehensive Income and Expenditure Statement				
Total post-employment benefit charged to the (Surplus)/Deficit on the provision of services	257.9	167.9	1.1	1.6
Other post-employment benefit charged to the Comprehensive Income and Expenditure Statement				
remeasurements (liabilities and assets)	(162.2)	(185.6)	9.1	(1.8)
Total Post Employment Benefits charged to the Comprehensive Income and Expenditure Statement	95.7	(17.7)	10.2	(0.2)

	2014/15 £m	2015/16 £m	2016/17 £m	2017/18 £m	2018/19 £m
Present Value of Liabilities					
- Local Government Pension Scheme	(5,548.6)	(5,284.8)	(6,863.0)	(6,919.7)	(6,706.6)
- Unfunded Teachers' Scheme	(69.3)	(68.5)	(64.2)	(68.5)	(62.2)
Total Present Value of Liabilities	(5,617.8)	(5,353.3)	(6,927.2)	(6,988.2)	(6,768.8)
Fair Value of Assets in the Local Government Pension Scheme	3,324.2	3,265.6	4,056.6	4,400.3	4,216.8
Surplus/(Deficit) in the scheme					
- Local Government Pension Scheme	(2,224.3)	(2,019.2)	(2,806.4)	(2,519.4)	(2,489.7)
- Unfunded Teachers' Scheme	(69.3)	(68.5)	(64.2)	(68.5)	(62.2)
Net Liability arising from defined benefit obligation	(2,293.6)	(2,087.7)	(2,870.7)	(2,587.9)	(2,552.0)

Pension Assets and Liabilities Recognised in the Balance Sheet

The amount included in the Balance Sheet arising from the Council's obligation in respect of its defined benefit plans is as follows:

	Local Government Pension Scheme				Unfunded Teachers' Pension Scheme		Total	
	Funded		Unfunded		2017/18	2018/19	2017/18	2018/19
	2017/18 £m	2018/19 £m	2017/18 £m	2018/19 £m	2017/18 £m	2018/19 £m	2017/18 £m	2018/19 £m
Benefit Obligation at 1 April	6,793.2	6,854.8	69.8	64.9	64.2	68.5	6,927.2	6,988.2
Current Service Cost	154.6	128.3					154.6	128.3
Interest on Pension Liabilities	189.3	166.4	1.8	1.6	1.1	1.6	192.2	169.5
Member Contributions	26.8	23.0					26.8	23.0
Actuarial (gains)/losses arising from changes in financial assumptions	(252.7)	(135.6)	(1.2)	(2.0)	9.1	(1.9)	(244.8)	(139.5)
Past Service Cost/ Curtailments	4.1	55.3					4.1	55.3
Settlements	134.9	(249.9)					134.9	(249.9)
Benefits/Transfers paid	(195.4)	(194.9)	(5.5)	(5.3)	(5.9)	(6.0)	(206.8)	(206.1)
Benefit Obligation at 31 March	6,854.8	6,647.4	64.9	59.2	68.5	62.2	6,988.2	6,768.8

Reconciliation of the Movements in the Fair Value of Scheme Assets

	Local Government Pension Scheme				Unfunded Teachers' Pension Scheme		Total	
	Funded		Unfunded		2017/18	2018/19	2017/18	2018/19
	£m	£m	£m	£m	£m	£m	£m	£m
Fair Value of Assets at 1 April	4,056.6	4,400.3	-	-			4,056.6	4,400.3
Interest on Plan Assets	118.4	105.9	-	-			118.4	105.9
Remeasurements (assets)	(91.7)	47.9	-	-			(91.7)	47.9
Administration expenses	(1.8)	(1.9)	-	-			(1.8)	(1.9)
Settlements	110.1	(170.1)	-	-			110.1	(170.1)
Employer contributions	377.3	6.7	5.5	5.3	6.0	6.0	388.8	18.0
Member contributions	26.8	23.0					26.8	23.0
Benefits/transfers paid	(195.4)	(195.0)	(5.5)	(5.3)	(6.0)	(6.0)	(206.9)	(206.3)
Fair Value of Assets at 31 March	4,400.3	4,216.8	-	-	-	-	4,400.3	4,216.8

Local Government Pension Scheme assets

An analysis of the Local Government Pension Scheme assets is set out below.

	31 March 2018				31 March 2019			
	Quoted £m	Unquoted £m	Total £m	Percentage of Total %	Quoted £m	Unquoted £m	Total £m	Percentage of Total %
Equity Instruments								
UK Quoted	431.4		431.4	9.8%	413.4		413.4	9.8%
UK Unquoted		61.1	61.1	1.4%		58.5	58.5	1.4%
Global Quoted	417.3		417.3	9.5%	399.9		399.9	9.5%
Global Unquoted		283.9	283.9	6.5%		272.0	272.0	6.5%
Europe	382.0		382.0	8.7%	366.1		366.1	8.7%
Japan	190.9		190.9	4.3%	183.0		183.0	4.3%
Pacific Basin	196.7		196.7	4.5%	188.5		188.5	4.5%
North America	389.5		389.5	8.9%	373.2		373.2	8.9%
Emerging Markets	356.8		356.8	8.1%	341.9		341.9	8.1%
Sub-total Equity	2,364.7	344.9	2,709.6	61.6%	2,266.1	330.5	2,596.6	61.6%
Bonds								
UK Government		300.9	300.9	6.8%		288.3	288.3	6.8%
Other	198.4	208.6	406.9	9.2%	190.1	199.9	390.0	9.2%
Sub-total Bonds	198.4	509.4	707.8	16.1%	190.1	488.2	678.3	16.1%
Property								
UK		249.9	249.9	5.7%		239.5	239.5	5.7%
Overseas								
Property Funds		99.4	99.4	2.3%		95.2	95.2	2.3%
Sub-total Property		349.2	349.2	7.9%		334.7	334.7	7.9%
Alternatives								
Infrastructure		182.9	182.9	4.2%		175.2	175.2	4.1%
Absolute Return		174.2	174.2	4.0%		166.9	166.9	4.0%
Sub-total Alternatives		357.1	357.1	8.1%		342.2	342.2	8.1%
Cash								
Cash Instruments		238.8	238.8	5.4%		228.8	228.8	5.4%
Cash Accounts		37.8	37.8	0.9%		36.2	36.2	0.9%
Sub-total Cash		276.6	276.6	6.3%		265.0	265.0	6.3%
Total Assets	2,563.1	1,837.2	4,400.3	100.0%	2,456.2	1,760.6	4,216.8	100.0%

Basis for estimating assets and liabilities

Liabilities for both the Local Government Pension Scheme and the unfunded Teachers' Pension Scheme have been assessed by Barnett Waddingham Limited, an independent firm of actuaries. The assessment has been on an actuarial basis using the projected unit method, an estimate of the pensions that will have to be paid in future years dependent on assumptions about mortality rates, salary levels etc. The estimates for the Local Government Pension Scheme have been based on the latest full valuation of the scheme as at 31 March 2016. The principal assumptions used by the actuary have been:

Assumptions	Local Government Pension Scheme		Discretionary Benefits	
	2017/18	2018/19	2017/18	2018/19
Mortality assumptions:				
Longevity at 65 for current pensioners:				
Men (years)	21.9	20.9	21.9	20.9
Women (years)	24.3	23.2	24.3	23.2
Longevity at 65 for future pensioners retiring in 20 years:				
Men (years)	24.0	22.6	n/a	n/a
Women (years)	26.6	25.0	n/a	n/a
Rate of CPI inflation	2.4%	2.4%	2.4%	2.5%
Rate of increase in salaries	3.9%	3.9%	n/a	n/a
Rate of increase in pensions	2.4%	2.4%	2.4%	2.5%
Rate for discounting of scheme liabilities	2.6%	2.4%	2.4%	2.2%

The estimation of the defined benefit obligations is sensitive to the actuarial assumptions set out in the table above. The sensitivity analyses below have been determined based on reasonably possible changes to the assumptions occurring at the end of the reporting period and assumes for each change that the assumption analysed changes while all the other assumptions remain constant. The assumptions in longevity, for example, assume that life expectancy increases or decreases for men and women. In practice, it is unlikely that isolated changes occur, and changes in some of the assumptions may be interrelated. The estimations in the sensitivity analysis have followed the accounting policies for the scheme, that is, on an actuarial basis using the projected unit credit method. The methods and types of assumptions used in preparing the sensitivity analyses below did not change from those used in the previous period.

	Impact on the Defined Benefit Obligation in the Scheme		
	Change in assumption	Impact on Council Liability	Impact on Council Deficit
	£m	%	%
Longevity assumptions (increase by 1 year)	257.0	3.8%	10.2%
Pension increase assumptions (increase by 0.1%)	110.3	1.6%	4.3%
Salary increase assumption (increase by 0.1%)	10.9	0.2%	0.4%
Discount scheme liability assumptions (increase by 0.1%)	(119.0)	(1.8%)	(4.7%)

Impact on the Council's Cash Flows

The objectives of the scheme are to keep employers' contributions at as constant a rate as possible. The Council has agreed a strategy with the scheme's actuary to achieve a funding level of 100% over the next 18 years. Funding levels are monitored on an annual basis. The next triennial valuation will be carried out as at 31 March 2019 and will set contributions for the period for 1 April 2020 to 31 March 2023.

The Council made a one-off contribution of £373.2m to the scheme in 2017/18 to cover the anticipated contributions for the three year period from 1 April 2017 to 31 March 2020 on the basis of the equivalent employer's contribution rates plus additional payments to fund the pension deficit in respect of past service costs. Set out below are the contribution rates for 2019/20.

Financial Year	Employer's Future Service Contribution Rate	Past Service Cost Deficit Payment
	%	£m
2019/20	18.3	61.5

Note 23 Property, Plant and Equipment

The following tables analyse movements in the carrying values of non-current assets during the year.

Movements in Balances: 2018/19

	Council dwellings £m	Other land and buildings £m	Vehicles, plant, furniture & equipment £m	Infrastructure assets £m	Community assets £m	Surplus assets £m	Assets under construction £m	Total Property, Plant and Equipment £m	PFI / Service Concession assets Included in Property, Plant and Equipment £m
Cost or Valuation									
At 1 April 2018	2,283.8	2,472.6	176.5	629.6	62.2	112.2	196.7	5,933.6	811.9
Additions	102.8	51.9	4.8	30.0	2.3	-	100.3	292.1	32.6
Assets reclassified between categories	16.7	76.6	1.1	1.3	(1.1)	1.4	(96.8)	(0.8)	
Assets reclassified (to)/from Held for Sale	-	(11.9)	-	-	-	(12.2)	-	(24.1)	
Revaluation increases/ (decreases) recognised in the Revaluation Reserve	76.5	(12.7)	-	-	-	73.3	-	137.1	(0.9)
Revaluation increases/ (decreases) recognised in the Surplus/Deficit on the Provision of Services	-	(110.2)	-	-	-	-	(0.2)	(110.4)	0.4
Derecognition - Disposals	(34.8)	(53.3)	(19.6)	-	-	(2.0)	-	(109.7)	(0.3)
Derecognition - other	-	-	-	-	-	-	-	-	
At 31 March 2019	2,445.0	2,413.0	162.8	660.9	63.4	172.7	200.0	6,117.8	843.7
Accumulated Depreciation and Impairment									
At 1 April 2018	-	(28.1)	(73.7)	(111.9)	-	-	-	(213.7)	(121.1)
Depreciation charge	(51.7)	(59.9)	(16.0)	(26.2)	-	(0.6)	-	(154.3)	(32.4)
Depreciation written out to the Revaluation Reserve	51.0	41.5	-	-	-	0.1	-	92.6	2.2
Depreciation written out to the Surplus/Deficit on the Provision of Services	-	13.2	-	-	-	-	-	13.2	0.9
Revaluation (losses)/reversals recognised in the Revaluation Reserve	-	0.8	-	-	-	-	-	0.8	
Impairment (losses)/reversals recognised in the Surplus/Deficit on the Provision of Services	-	0.8	-	(51.3)	-	-	-	(50.5)	(51.3)
Derecognition - Disposals	0.7	2.2	19.1	-	-	0.1	-	22.1	0.1
Assets reclassified (to)/from Held for Sale	-	0.5	-	-	-	0.4	-	0.9	
Other movements in depreciation and impairment	-	-	-	-	-	-	-	-	
At 31 March 2019	-	(28.9)	(70.6)	(189.4)	-	-	-	(288.9)	(201.6)
Net Book Value									
At 31 March 2019	2,445.0	2,384.1	92.2	471.5	63.4	172.7	200.0	5,828.9	642.1
At 31 March 2018	2,283.8	2,444.5	102.8	517.7	62.2	112.2	196.7	5,719.9	690.8

Movements in Balances: 2017/18

	Council dwellings £m	Other land and buildings £m	Vehicles, plant, furniture & equipment £m	Infrastructure assets £m	Community assets £m	Surplus assets £m	Assets under construction £m	Total Property, Plant and Equipment £m	PFI / Service Concession assets included in Property, Plant and Equipment £m
Cost or Valuation									
At 1 April 2017	2,278.7	2,364.0	184.1	583.0	60.3	6.0	170.6	5,646.7	747.9
Additions	94.1	33.7	5.4	39.0	1.6	-	84.3	258.1	51.3
Assets reclassified between categories	(3.2)	18.8	2.2	9.2	0.3	29.6	(57.9)	(1.0)	
Assets reclassified (to)/from Held for Sale	-	(0.8)	-	-	-	-	-	(0.8)	
Revaluation increases/ (decreases) recognised in the Revaluation Reserve	(45.9)	125.7	-	-	-	103.7	-	183.5	9.1
Revaluation increases/ (decreases) recognised in the Surplus/Deficit on the Provision of Services	-	11.6	-	-	-	(7.2)	(0.3)	4.1	4.4
Derecognition - Disposals	(37.9)	(80.4)	(15.2)	(1.6)	-	(19.9)	-	(155.0)	(0.8)
Derecognition - other	(2.0)	-	-	-	-	-	-	(2.0)	
At 31 March 2018	2,283.8	2,472.6	176.5	629.6	62.2	112.2	196.7	5,933.6	811.9
Accumulated Depreciation and Impairment									
At 1 April 2017	(124.7)	(26.9)	(69.7)	(89.2)	-	-	-	(310.5)	(93.9)
Depreciation charge	(50.3)	(56.3)	(18.3)	(24.4)	-	(0.2)	-	(149.5)	(30.2)
Depreciation written out to the Revaluation Reserve	173.8	34.9	-	-	-	0.5	-	209.2	2.0
Depreciation written out to the Surplus/Deficit on the Provision of Services	-	12.5	-	-	-	-	-	12.5	0.8
Revaluation (losses)/reversals recognised in the Revaluation Reserve	-	2.6	-	-	-	-	-	2.6	
Impairment (losses)/reversals recognised in the Surplus/Deficit on the Provision of Services	-	1.5	-	-	-	-	-	1.5	
Derecognition - Disposals	1.2	3.3	14.3	1.7	-	-	-	20.5	0.2
Assets reclassified (to)/from Held for Sale	-	-	-	-	-	-	-	-	
Other movements in depreciation and impairment	-	0.3	-	-	-	(0.3)	-	-	
At 31 March 2018	-	(28.1)	(73.7)	(111.9)	-	-	-	(213.7)	(121.1)
Net Book Value									
At 31 March 2018	2,283.8	2,444.5	102.8	517.7	62.2	112.2	196.7	5,719.9	690.8
At 31 March 2017	2,154.0	2,337.1	114.4	493.8	60.3	6.0	170.6	5,336.2	654.0

Revaluations

Operational (other than Housing)

The Council carries out valuations of its property assets over a five year cycle and reviews those assets that are not in the valuation cycle for the year to ensure that carrying values remain materially correct at the Balance Sheet date. Azmat Mir, Member of the Royal Institution of Chartered Surveyors (MRICS), Head of Property Consultancy and other similarly qualified staff within the Council's Property Services section carried out the valuations. A Valuation Certificate was issued on 24 May 2019 in accordance with the Appraisal and Valuation Standards of the Royal Institution of Chartered Surveyors.

The effective date of the current year's valuation was 1 April 2018, with a review of any significant changes to assets during the year to ensure that any material changes in asset values at the Balance Sheet date were identified. The review concluded that, for assets valued at Depreciated Replacement Cost (DRC), there had been little movement in building costs during the year to 31 March 2019.

A review was undertaken to assess the impact of the movement in building costs on the value of those assets not subject to revaluation in 2018/19. As a result, a desktop exercise was undertaken to update those values in the Balance Sheet, reflecting a more up to date value as at 31 March 2019, resulting in a small reduction in relevant asset values.

Housing

The Council's housing stock was valued as at 1 April 2018 by Azmat Mir MRICS, and similarly qualified staff within the Council's Property Services section in line with the Ministry of Housing, Communities and Local Government's Guidance on Stock Valuation for Resource Accounting published in November 2016. The basis of the valuation for the housing stock element is in accordance with the Royal Institution of Chartered Surveyors using the Existing Use Value – Social Housing basis, which takes open market value for the underlying dwellings and applies a multiplier to reflect the reduced value as a result of the use for social housing for 2018/19 of 40% (2017/18: 40%). A review was undertaken to assess any material movement in the valuation from 1 April 2018 to 31 March 2019, and the valuation updated accordingly.

HRA dwellings have seen a net increase in value of £161.2m since 31 March 2018. Details are included in Notes H1 and H3 of the Supplementary Statements.

Infrastructure Assets

The value of infrastructure assets increases each year with capital works undertaken by both the Council and by Amey LG Ltd (ALG) as part of the Highways Management and Maintenance PFI arrangements. Infrastructure assets are not subject to a formal revaluation process but are carried at Depreciated Historical Cost. The Court of Appeal judgement in January 2018 which identified concerns around delivery of the Core Investment, particularly in relation to the road network, reset the contract payments back to Milestone 5, as identified in Note 2, *Critical Judgements in Applying Accounting Policies*. ALG provided information on capital expenditure incurred and an assessment was made comparing the impact of setting contract payments back to Milestone 5, the level of capital expenditure incurred and the carrying value of infrastructure assets on the Balance Sheet, as determined from the financial modelling of the contract. As a consequence, the carrying value of these assets within Place Directorate has been impaired by £51.3m, charged to the Comprehensive Income and Expenditure Statement and then reversed out via the Movement in Reserves State to the Capital Adjustment Account.

Surplus Assets

A small number of assets have been deemed surplus to the requirement of the Council but do not yet meet the criteria to be classified as Assets Held for Sale. As such they have been reclassified as surplus assets, and revalued at 31 March 2019 at fair value, assessing the assets in their highest and best use, using Level 2 inputs.

Recurring Fair Value Measurements	Input Level in Fair Value Hierarchy	Valuation technique used to measure Fair Value	31 March 2018 Fair Value £m	31 March 2019 Fair Value £m
Highest and Best Use	Level 2	The fair value of surplus properties has been measured using a market approach, which takes into account quoted prices for similar assets in active markets, existing lease terms and rentals, research into market evidence including market yields, the covenant strength for existing tenants, and data and market knowledge gained in managing the Council's Property Portfolio. Market conditions are such that similar properties are actively purchased and sold and the level of observable inputs is significant, leading to the properties being categorised as Level 2 on the fair value hierarchy.	112.2	172.7

An analysis of the valuations, by class of asset, broken down by the basis and date of formal valuation is set out on the following table.

	Council dwellings	Other land and buildings	Vehicles, plant, furniture & equipment	Infrastructure assets	Community assets	Surplus assets	Assets under construction	Total Property, Plant and Equipment
	£m	£m	£m	£m	£m	£m	£m	£m
Carried at Historical Cost					63.4		200.0	263.4
Carried at Depreciated Historical Cost			112.4	660.9				773.3
Valued at current value as at:								
31 March 2019	2,445.0	1,557.4				172.7		4,175.1
31 March 2018		161.3						161.3
31 March 2017		234.2						234.2
31 March 2016		254.9						254.9
31 March 2015		205.2	50.4					255.6
Total cost or valuation	2,445.0	2,413.0	162.8	660.9	63.4	172.7	200.0	6,117.8

Capital Commitments

At 31 March 2019, the Council has entered into contracts for the construction or enhancement of Property, Plant and Equipment in 2019/20 and future years budgeted to cost £1,009.4m (2017/18: £895.9m). The major commitments are:

	£m
PFI Lifecycle Costs	557.9
HRA New Build & Investment	92.5
Tame Valley Phase 3	87.5
Curzon Promenade/Paternoster/Square	57.9
Paradise Circus Enterprise Zone	50.5
Digbeth High Street Public Realm	31.5
A457 Dudley Road	28.9
Enterprise Zone Capitalised Interest	22.3
Birmingham Cycle Routes	11.2
Iron Lane Highway Improvements	10.3
Selly Oak New Road Phase 1b	7.3
Snow Hill Public Realm	7.1
Additional School Places	6.0
Other Projects <£5m	38.5
Total Capital Commitments	1,009.4

Capitalisation of Borrowing Costs

The Council has adopted an accounting policy, detailed in Note1 - section xi., of capitalising borrowing costs in relation to qualifying assets. In 2018/19 the amount of borrowing costs capitalised during the period was £3.0m (2017/18: £3.6m). The interest does not relate to a specific loan and was calculated using the Council's average borrowing rate in the year expenditure was incurred. This was 4.36% in 2018/19 (2017/18: 4.32%). For 2018/19, interest capitalised by scheme was as follows:

	£m
Enterprise Zone	2.9
Wholesale Market	0.1

Note 24 Heritage Assets

The Council has significant collections of assets that contribute towards the rich and diverse heritage of the City, reflecting two thousand years of historic development, across Museums, Historic Buildings, Public Art, Libraries and Civic collections.

Where historical cost information is available, the Council has used this when compiling the Balance Sheet; otherwise insurance valuations have been used, where applicable. Where there is evidence of a movement in valuations as a result of material acquisitions or disposals, or a significant movement in comparable market values, a revaluation will be considered.

Heritage Assets held by the Council:

	Museum Collections	Historic Buildings	Public Art	Libraries and Archive collections	Civic Regalia and Plate	Total Assets
	£m	£m	£m	£m	£m	£m
01 April 2017						
- At Cost	3.9	11.1	0.5	-	-	15.5
- At Valuation	215.8	-	-	18.4	1.8	236.0
Additions	0.1	-	-	-	-	0.1
Impairment losses /(reversals) recognised in the Revaluation Reserve	-	-	-	-	-	-
Impairment losses /(reversals) recognised in the Surplus or Deficit on the Provision of Services	-	-	-	-	-	-
31 March 2018	219.8	11.1	0.5	18.4	1.8	251.6
- At Cost	3.9	11.1	0.5	-	-	15.5
- At Valuation	215.9	-	-	18.4	1.8	236.1
31 March 2018	219.8	11.1	0.5	18.4	1.8	251.6
01 April 2018						
- At Cost	3.9	11.1	0.5	-	-	15.5
- At Valuation	215.9	-	-	18.4	1.8	236.1
Additions	0.1	-	-	-	-	0.1
Impairment losses /(reversals) recognised in the Revaluation Reserve	0.3	-	-	-	-	0.3
Impairment losses /(reversals) recognised in the Surplus or Deficit on the Provision of Services	(2.2)	-	-	-	-	(2.2)
31 March 2019	218.0	11.1	0.5	18.4	1.8	249.8
- At Cost	1.8	11.1	0.5	-	-	13.4
- At Valuation	216.2	-	-	18.4	1.8	236.4
31 March 2019	218.0	11.1	0.5	18.4	1.8	249.8

Museum Collections

The Council holds collections of artworks, ceramics, jewellery and items of archaeological and scientific significance. The vast majority of the Museum's Loan collection is held within the Birmingham Museum and Art Gallery, which holds one of the finest collections of art, history and science in the UK and the best collection of Pre-Raphaelite works in the world.

There are significant exhibits and artwork comprising the Permanent Collection on display in community museums, for example Aston Hall and Soho House, together with items held in storage at the Museum's Collection Centre. The value of the collection has been adjusted to reflect updated insurance valuations. In addition, there is a collection of Boulton silverware, a set of 24 pieces in silver jointly owned by the Council and the Birmingham Assay Office.

Historic Buildings and the Historical Environment

The Council either owns or holds on trust in excess of 150 listed buildings and structures, with Grade I and Grade II properties being the most significant. These include Aston Hall, a Grade I listed Jacobean manor house completed in 1635, Blakesley Hall, an Elizabethan timber house built by a local merchant in 1590 and Soho House, home of Birmingham industrialist and entrepreneur Matthew Boulton, all of which are included as Heritage Assets.

Public Art

The Council owns over 80 pieces of public art, including statues, sculpture and fountains, some of which are listed structures. Victoria Square fountain and the King Edward VII statue are included in the Balance Sheet as reliable information is available for these works of art.

Libraries and Archive Collections

The Library of Birmingham is unique amongst UK public libraries for the range and depth of the collections it houses. The library houses a large photography collection and the Council also holds over 6,000 archive collections including major collections of national importance, such as those relating to the industrial innovators James Watt and Matthew Boulton. There are significant collections of early and fine printing, incorporating over 8,000 books printed before 1701, and an extensive collection of literature and rare books, including Audobon's 19th Century work, The Birds of America, and one of the world's most comprehensive Shakespeare collections.

Civic Regalia and Plate

The Council owns in excess of 230 items of civic regalia and plate, kept either on display, in storage or used on ceremonial and other formal occasions. There is a large variety of items within the collection, the main ones being the Mayoral Chains of Office and Mace, which was cast in silver, in the late 19th Century, by Elkington and Co.

The Council has developed a Heritage Strategy, which provides a framework and context for how it preserves, manages, interprets and promotes the Council's Heritage Assets, and how they are taken forward during the 21st Century. This is supported by a more detailed collecting policy within the Museums service, which informs the Council's policy on acquisition, management and disposal, together with Documentation and Conservation policies, which detail how the service manages and cares for the collections. These are all available on the Council's website, or via the relevant service area. Both Libraries and Museums use database systems to manage their collections.

Access to heritage assets is provided through permanent displays of historical material, temporary exhibitions and events, publications, catalogues and digital and web-based resources. In addition the Museum's Collection Centre schedules occasional open days,

allowing public access to some of the Museum's stored historical artefacts. For the wider historical environment guided tours, printed leaflets and publications, heritage trails and interpretive panels are effective in enabling intellectual access.

Birmingham Museums Trust exists to promote heritage within Birmingham, with the aims of advancing education through the operation, maintenance, development and promotion of museums, galleries and libraries in Birmingham. The Council continues to retain ownership of the buildings and collections.

Note 25 Intangible Assets

The Council accounts for its software as intangible assets, to the extent that the software is not an integral part of a particular IT system and accounted for as part of the hardware item of Property, Plant, Furniture and Equipment.

The carrying amount of intangible assets is amortised on a straight-line basis over a five year period, which is deemed to be the period that intangible assets are expected to be of use to the Council.

The movement on intangible asset balances during the year is as follows:

	2017/18			2018/19		
	Internally Generated Assets £m	Other Assets £m	Total £m	Internally Generated Assets £m	Other Assets £m	Total £m
Balance at start of year:						
- Gross carrying amounts	-	43.3	43.3	-	41.4	41.4
- Accumulated amortisation	-	(23.6)	(23.6)	-	(27.7)	(27.7)
Net carrying amount at start of year	-	19.7	19.7	-	13.7	13.7
Additions:						
- Internal development	-	1.0	1.0	-	1.1	1.1
- Purchases	-	-	-	-	-	-
Assets reclassified between asset categories	-	1.0	1.0	-	0.8	0.8
Other disposals	-	(3.9)	(3.9)	-	(1.2)	(1.2)
Amortisation for the period	-	(8.0)	(8.0)	-	(8.2)	(8.2)
Amortisation written out for disposals/transfers	-	3.9	3.9	-	1.2	1.2
Other changes	-	-	-	-	-	-
Net carrying amount at end of year	-	13.7	13.7	-	7.4	7.4
Comprising:						
Gross carrying amounts	-	41.4	41.4	-	42.1	42.1
Accumulated amortisation	-	(27.7)	(27.7)	-	(34.7)	(34.7)
	-	13.7	13.7	-	7.4	7.4

Note 26 Long Term Debtors

The table below shows amounts owed to the Council that are due for payment more than 12 months after the Balance Sheet date. These balances have been split by type of debt.

31 March 2018		31 March 2019	
£m		£m	
88.8	External Loans	83.8	
1.0	Employee Loans	0.7	
0.3	Mortgages: former Council House Tenants	0.3	
36.1	Other Debtors	30.6	
126.2	Total	115.4	

Note 27 Short Term Investments

Details of the amounts invested by the Council that are due for repayment within 12 months of the Balance Sheet date are detailed below.

31 March 2018		31 March 2019	
£m		£m	
60.0	Money Market Funds	56.3	
12.6	Financial Institutions	3.2	
-	Other Investments	10.1	
72.6	Total	69.6	

Note 28 Assets Held for Sale

The table below details the value of assets whose carrying amount will be recovered principally through a sale transaction rather than through their continuing use.

	Current	
	2017/18	2018/19
	£m	£m
Balance outstanding at start of year	6.6	0.9
Assets newly classified as held for sale:		
- Property, Plant and Equipment	0.8	23.2
Assets sold	(6.5)	(0.7)
Balance outstanding at year end	0.9	23.4

In 2018/19, 19 assets have been reclassified as held for sale, with disposal expected in 2019/20.

If a programme of asset sales is undertaken the value of capital receipts may differ from the carrying value of the assets within these financial statements. The Council values the majority of its assets at 'current value', either at Depreciated Replacement Cost (DRC) or in existing use. The size of a receipt from the sale of an asset is heavily dependent on how much the market is willing to pay for a particular asset at any one time and this can fluctuate. The potential difference in values cannot be quantified as those assets which may be disposed of may change and a 'fair' market valuation cannot be quantified with any accuracy. Given the size of the assets on the Council's Balance Sheet the sale of a small percentage of these could still result in a material difference.

Note 29 Short Term Debtors

The table below shows the amounts owed to the council at the end of the year that are due for payment within 12 months. The amounts owed have been analysed by type of debtor.

31 March 2018		31 March 2019
£m		£m
78.4	Central government bodies	68.6
12.0	Other local authorities	21.2
6.0	NHS bodies	8.3
3.2	Public corporations and trading funds	2.5
229.8	Other entities and individuals	230.0
329.4	Total	330.6

Note 30 Cash and Cash Equivalents

The balance of Cash and Cash Equivalents is made up of the elements detailed below.

31 March 2018		31 March 2019
£m		£m
3.3	Cash held by the Council	3.1
52.2	Bank current accounts	43.1
(35.4)	Bank Overdrafts	(15.2)
20.1	Total	31.0

Note 31 Short Term Creditors

The table below shows amounts owed by the Council at the end of the year that are due for payment within 12 months. The amounts due have been analysed by type of creditor.

31 March 2018		31 March 2019
£m		£m
(28.6)	Central government bodies	(26.2)
(11.3)	Other local authorities	(6.7)
(2.0)	NHS bodies	(1.3)
(63.7)	Public corporations and trading funds	(64.1)
(228.1)	Other entities and individuals	(197.5)
(333.7)	Total	(295.8)

Note 32 Provisions

The following table shows the value of the Council's liabilities that will probably result in a transfer of economic benefits in line with the Accounting Policy for Provisions.

Balance at 1 April 2017		Balance at 1 April 2018	Additional provisions made in 2018/19	Amounts used in 2018/19	Transfer between current and non-current provision	Unused amounts reversed in 2018/19	Unwinding of discounting in 2018/19	Balance at 31 March 2019
£m		£m	£m	£m	£m	£m	£m	£m
	Short Term							
145.2	Equal Pay	151.8	133.3	(87.8)	-	(22.8)	-	174.5
	Business Rates							
16.8	Appeals	22.8	11.1	(12.4)	-	(7.8)	-	13.7
	Pension							
3.5	Guarantees	1.6	-	(1.5)	1.3	-	-	1.4
7.5	Other Provisions	11.9	6.2	(2.3)	-	-	-	15.8
173.0	Total	188.1	150.6	(104.0)	1.3	(30.6)	-	205.4
	Long Term							
-	Equal Pay	-	-	-	-	-	-	-
	Business Rates							
9.0	Appeals	12.3	6.0	(6.7)	-	(4.2)	-	7.4
	Pension							
21.0	Guarantees	11.2	-	-	(1.3)	(0.9)	(0.5)	8.5
-	Other Provisions	-	-	-	-	-	-	-
30.0	Total	23.5	6.0	(6.7)	(1.3)	(5.1)	(0.5)	15.9

Equal Pay

The Equal Pay Act 1970 was enacted at a time when it was not uncommon for employers to openly give different rates of pay to men and women performing the same job, or to reserve certain jobs for men and other (lower-paid) jobs for women. The Equality Act 2010 repealed and replaced the Equal Pay Act 1970 from 1 October 2010 and implemented in Great Britain the principle that men and women should receive equal pay for equal work.

The Council has received a number of equal pay claims and, as a result, has set aside a provision of £174.5m (2017/18: £151.8m) in respect of all claims received and negotiations agreed by 31 March 2019. There remain an element of claims that are to be settled or challenged.

The Secretary of State for Housing Communities and Local Government has issued regulations allowing Local Authorities to use capital receipts received on or after 1 April 2013 to meet back payments associated with issued and valid equal pay claims. The Council has included both the capital and revenue impacts of equal pay claims in its long term financial plan, Council Financial Plan 2019 - 2023

Business Rates Appeals

As a result of the change in the funding of Local Government in 2013/14, local authorities have assumed part of the liability for refunding Business Rates payers who have successfully appealed against the rateable value of their properties in the rating list. This liability includes amounts that were collected in respect of both the current year and prior years.

The Council, as Billing Authority, is required to make a provision for this liability on behalf of the major preceptors and itself. From 1 April 2017 the Council became part of a 100% Local Business Rates Retention Pilot. Under the pilot the Council retains 99% of the Business Rates it collects including 99% of any amounts due to be collected in future. The other 1% is retained by the West Midlands Fire and Rescue Authority (WMFRA). Under the pilot, therefore, the Council is responsible to pay for 99% of backdated appeals.

Prior to 1 April 2017 the Council's share was 49% with 1% due to the WMFRA and the other 50% being due to Central Government.

These accounts include a provision of £21.1m representing 99% of the total provision (2017/18: £35.1m) set aside to cover the Council's share of the total estimated unpaid liability relating to the settlement of all appeals received up to 31 March 2019. The remaining 1% share of the liability is attributable to the WMFRA.

The Council has assessed the likely cost of settling appeals, based upon the history of appeals settled to date and details of those appeals that are still outstanding. The information used in this modelling has been provided by the Valuations Office Agency.

Pensions Guarantees

The Council has, over a number of years, changed its way of operating from being one of a direct provider of a number of services to one where it purchases services from third parties. As part of this change in service delivery model, the Council has transferred staff from the Council to external providers under Transfer of Undertakings (Protection of Employment) Regulations 2006 (TUPE). The Council has agreed that staff transferring to an external

provider should continue to have the right to access equivalent pension benefits to that provided whilst employed by the Council. To ensure the smooth transfer of staff, the Council has provided guarantees for contribution rates and pension deficits in respect of continuing pension provision. As a result of the guarantees given, the Council has set aside a provision of £9.9m (2017/18: £12.8m) to meet future liabilities under these arrangements.

Other Provisions

Details of the major items included in other provisions are:

Subsidiaries

As part of the relationship with its subsidiary companies, the Council may have to provide a guarantee that it will support a company to enable it to continue meeting its liabilities as they fall due. The Council continues to review the likelihood of any call on the guarantees that it has given to determine whether it needs to set aside resources to meet any future liabilities. The Council has set aside a provision of £8.7m in 2018/19 (2017/18: £6.7m).

Equal Pay Legal Costs

The Council has set aside a provision for legal costs associated with the handling or defending of Equal Pay claims. The provision will be used when legal fees are agreed for each case and may be subject to assessment; the timing of which is uncertain. It is anticipated that this provision will be utilised fully by 31 March 2020.

Sleep-In Allowance

The Council, like other care providers/commissioners, has a risk of potential back pay liability as a result of developments in the legal system in relation to sleep-in shifts. The *Mencap vs Tomlinson-Blake* Employment Appeal Tribunal ruling found that care providers must pay the National Minimum Wage throughout a sleep-in shift rather than the fixed allowance that is currently paid. However, the Court of Appeal Judgement overturned that decision by deciding that the minimum wage does not have to be paid for all sleeping hours, only for those who undertake actual work rather than those who are simply available for work. The current case law is complex, and currently subject to appeal. The Council has set aside a provision in its 2018/19 accounts of £1.1m in respect of potential payments relating to sleep-in allowances.

The Carbon Reduction Commitment

In 2019/20 the Council will have to purchase allowances as a result of mandatory participation in the Government's Carbon Reduction Commitment Energy Efficiency scheme (CRCEES). The quantity of allowances that will be purchased is dependent on the amount of energy used in properties that the Council occupied in 2018/19. In line with the recommended treatment by CIPFA, a provision of £0.7m has been made in the 2018/19 accounts based on the estimated energy consumed in 2018/19.

Waste Management Settlement

Following the decision of Cabinet on 15 March 2019 in relation to the Waste Management employees pay claim, a provision of £1.8m has been made in the 2018/19 accounts based on the estimated cost of the settlement.

Note 33**Contingent Liabilities and Contingent Assets**Contingent Liabilities

These relate to pending legal or contractual claims not included in the accounts and guarantees given by the Council for repayment of loans taken out by certain associated companies. The Council currently has the following contingent liabilities:

1. The Council has an on-going accountable body role for a range of grant funding regimes, both historical and current, which include supporting programmes and projects under its direct control as well as managing programmes involving wider partnerships with external organisations.

Direct

For arrangements managed under its control, the accountable body function covers projects and programmes where the Council accesses European or Domestic grant support either for itself or on behalf of another organisation. In accepting this role the Council underwrites the financial performance and delivery of the activity along with compliance with the funding regulations. Under this role there is, depending on the nature of the particular scheme, a potential liability to the Council arising from either non-delivery of outputs, claiming of ineligible expenditure or from the disposal of assets prior to any clawback liability expiring. The Council has quantified this potential liability at 31 March 2019 as £440.5m and has identified future commitments of £20.7m.

Partnerships

Where the Council has accepted the accountable body role for grant funding, which involves a wider partnership arrangement and management of the fund, for example Local Enterprise Partnership (LEP) or the Regional Growth Fund (RGF), the Council's grant liability exists if it is deemed that it has been "unreasonable" in discharging its responsibilities. The Council has quantified this potential liability at 31 March 2019 as £571.7m and has identified future expenditure commitments of £481.2m.

To minimise the impact of any grant clawback liability for both Direct and Partnership accountable body type arrangements, the Council has put in place various controls and mechanisms, such as legal agreements and charges over assets, and supports financial management with detailed expenditure verification and monitoring procedures.

2. The Council's final Housing Benefit claim for 2018/19 is still being considered by the Department for Work and Pensions. There may be clawback of subsidy from the Council, above the level provided for in the accounts, which would reduce the level of benefit income shown and reduce the General Fund balance carried forward.
3. Under the Equality Act 2010, employees are entitled to equal pay for work of equal value. The Council has received a number of claims under the Equality Act and, as a result, has set aside a provision of £174.5m (31 March 2018: £151.8m) which incorporates all claims received and negotiations agreed by 31 March 2019.

Whilst the provision reflects the forecast impact of claims made to date, there remain a number of uncertainties regarding any additional liabilities that the Council may face. There are uncertainties surrounding the volume and timing of any future claims and the determination of any settlements. The Council has developed a robust medium to long term financial plan, set out in the Financial Plan 2019 – 2023 which

recognises the impact of future spending and funding requirements. The Council also has the ability to use capital receipts generated between 1 April 2013 and 31 March 2020 to meet the costs of equal pay.

4. The Council is facing a number of compensation claims from former employees for employment related and current health issues, from people who attended Council schools and from other service users. Currently the validity of any outstanding claims is being assessed.
5. The Council uses a number of different arrangements in the delivery of services in addition to the services it provides itself. Alternative methods of service delivery may include the use of subsidiary companies where the Council has majority control or partnership arrangements with third parties through associate companies and joint ventures where the Council has joint control or a significant influence. To ensure continuity of service delivery, the Council may provide guarantees or letters of assurance to these companies so that they can give assurance to third party suppliers that they can continue to meet their liabilities as they fall due. The Council has set aside a provision of £8.7m in 2018/19 in recognition of its current commitments under these arrangements. The trading position of companies may change and the Council may be required to provide for further support in the future.
6. The Council enters into a number of arrangements with external partners for the delivery of services or as part of infrastructure developments within the city. There are occasions where the Council faces claims from external partners where it is believed that specific outcomes have not been delivered. Currently the validity of any outstanding claims is being assessed.
7. Across the country NHS Trusts have submitted applications, under Section 47 of the Local Government Finance Act 1988, to re-classify their Business Rates assessments as charitable and therefore claim mandatory charitable relief, equivalent to an 80% reduction in the amount payable. The NHS Trusts are also seeking repayment of Business Rates paid over the last six years. All affected local authorities have rejected these applications, following legal advice organised through the Local Government Association, and the issue will now be determined by the Courts, with a provisional listing date of November 2019. Should the NHS Trust applications be successful there would be a significant impact to the Council, in excess of £10m per annum.
8. The Council received insurance services from Municipal Mutual Insurance (MMI). Due to financial difficulties, MMI ceased trading in October 1993 and entered into a solvent run off. MMI entered into a Scheme of Arrangement with its creditors, namely the Councils which were owed claim settlements. The Scheme of Arrangement stated that MMI would be able to claw back any claim settlements paid on behalf of its creditors after 1 October 1993 if a solvent run off was not likely to be achieved.

Following a decision of the Supreme Court in March 2012 regarding Employers' Liability Policy Trigger Litigation, MMI's liability in respect of asbestos related claims has increased substantially. As a result, the Scheme of Arrangement was enacted in 2012/13 and an Administrator was appointed.

At present, the Administrator has announced a levy of 25% on claims paid since 1 October 1993 and the Council has incurred costs of £0.7m to cover its share together with a share, based on population, of the claims paid in respect of the former West Midlands County Council. The maximum remaining liability faced by the Council,

less the payments already made, is £2.3m.

9. In the delivery of services, the Council may transfer staff to external organisations rather than directly deliver those services itself. As part of the staff transfer arrangements, continued access to the Local Government Pension Scheme may still be permitted. Where these arrangements exist, the Council has given guarantees in respect of pension liabilities to the West Midlands Pension Fund and to companies in respect of contribution rates. Where the Council has an expectation that there will be a call on the guarantee, provision has been made as detailed in Note 32. At present the Council has set aside a provision of £9.9m in respect of its guarantees. However, there may be further calls on guarantees which will need to be considered in the future.
10. The Council, as with other care providers/commissioners, has a risk of potential back pay liability as a result of outcomes from Employment Tribunals in relation to sleep-in shifts. In the Employment Appeal Tribunal of *Mencap vs Tomlinson-Blake*, the judgement was that care providers must pay the National Minimum Wage throughout a sleep-in shift rather than a fixed allowance as is currently the case. However, the Court of Appeal Judgement overturned that decision by deciding that the minimum wage does not have to be paid for all sleeping hours, only for those who undertake actual work rather than those who are simply available for work. The current case law is complex and is subject to appeal.

Contingent Assets

At 31 March 2019 the Council has identified the following material contingent assets.

1. The Council undertakes robust contract management of its major contracts to ensure that services are delivered and paid for in line with the terms and conditions of each contract. Where there is evidence of performance below the standard required or non-delivery of elements of a contract, redress is sought from the contractor including redress through the courts where it is appropriate. Where there continues to be poor performance the Council may take further action to ensure that services can continue to be delivered to the quality stipulated. The Council is currently in discussions with Amey Birmingham Highways Ltd and its subcontractor Amey LG Ltd regarding the delivery of the Highways Management and Maintenance Private Finance Initiative scheme. Given the current status of discussions and their commercial sensitivity, the Council does not consider that further disclosure would be in its best interests at this time.
2. HM Revenue and Customs has accepted that local authority leisure services are eligible for VAT Exemption. The Council has submitted a claim for the refund of VAT paid in respect of leisure services income dating back to April 2007. Should the claim be accepted, the Council expects to receive about £4m.
3. When disposing of non-current assets which may be the subject of further development by the purchaser, the Council may include clauses within the disposal agreement that require the purchaser to make additional payments to the Council depending on the outcome of the development. The Council has included such clauses in the agreement for the disposal of a number of developments and anticipates generating additional capital receipts in future years.

Due to the commercially sensitive nature of the agreements, detailed information on further anticipated receipts has not been disclosed.

Note 34 Council Borrowing

A breakdown of the Council's borrowings is summarised below:

2017/18			2018/19	
Long Term £m	Short Term £m		Long Term £m	Short Term £m
0.4	163.9	Lender's Option Borrower's Option (LOBO) loans	60.4	42.6
483.0	7.3	Local Bonds	476.3	7.6
2,200.9	75.8	Public Works Loan Board	2,311.0	66.3
55.7	552.8	Other Borrowing (mainly Other Local Authorities)	7.8	466.6
2,740.0	799.8	Total	2,855.5	583.1

Note 35 Cash Flow Statement - Operating Activities

The cash flows from operating activities include the following items:

2017/18			2018/19
£m			£m
(12.9)	Interest received		(21.6)
179.2	Interest paid		182.0
(6.1)	Dividends received		(5.7)
160.2			154.7

Note 36 Cash Flow Statement - Investing Activities

The cash flows from investing activities include the following:

2017/18			2018/19
£m			£m
(256.3)	Purchase of property, plant and equipment, investment property and intangible assets		(261.9)
(1,643.4)	Purchase of short-term and long-term investments		(1,115.9)
128.0	Proceeds from the sale of property, plant and equipment, investment property and intangible assets		87.4
1,604.4	Proceeds from short-term and long-term investments		1,152.9
0.4	Other receipts from investing activities		-
(166.9)	Net cash flows from investing activities		(137.5)

Note 37**Cash Flow Statement - Financing Activities**

The cash flows from financing activities include the following:

2017/18		2018/19
£m		£m
95.5	Other receipts from financing activities	126.5
1,558.6	Cash receipts of short-term and long-term borrowing	2,171.8
(46.0)	Cash payments for the reduction of the outstanding liabilities relating to finance leases and on-balance sheet PFI contracts	(47.3)
(1,271.4)	Repayments of short-term and long-term borrowing	(2,272.6)
-	Other payments for financing activities	(4.9)
336.7	Net cash flows from financing activities	(26.5)

Details of the reconciliation of liabilities arising from financing activities is set out below.

	01 April 2018	Financing Cash Flows	Non-Cash Changes		31 March 2019
	£	£	Acquisition	Other Non- Cash Changes	£
			£	£	
Long-Term Borrowings	2,740.0	115.5			2,855.5
Short-term Borrowings	799.8	(216.4)		(0.3)	583.1
Lease liabilities	2.2	(1.1)	0.6	-	1.7
On Balance Sheet PFI Liabilities	421.8	(47.3)	29.8	-	404.3
Total Liabilities from Financing Activities	3,963.8	(149.3)	30.4	(0.3)	3,844.6

	01 April 2017	Financing Cash Flows	Non-Cash Changes		31 March 2018
	£	£	Acquisition	Other Non- Cash Changes	£
			£	£	
Long-Term Borrowings	2,730.9	9.1			2,740.0
Short-term Borrowings	513.6	278.1		8.1	799.8
Lease liabilities	2.4	(1.1)	0.9	0.0	2.2
On Balance Sheet PFI Liabilities	439.9	(46.0)	27.9	0.0	421.8
Total Liabilities from Financing Activities	3,686.8	240.1	28.8	8.1	3,963.8

Note 38**Cash Flow Statement – Other Adjustments**

The cash flow adjustments to the net surplus/deficit on the provision of services include:

2017/18		2018/19
£m		£m
149.5	Depreciation/Impairment charge	154.3
8.0	Amortisation of Intangible Assets	8.2
17.6	Derecognition of Available for Sale Assets	0.5
(19.7)	Revaluation of Non-Current Assets	148.4
143.1	Derecognition of Non-Current Assets	88.3
(86.7)	(Increase)/Decrease in Debtors	(24.3)
(26.2)	Increase/(Decrease) in Creditors	(39.2)
-	(Increase)/Decrease in Inventories	(0.1)
8.6	Increase/(Decrease) in Provisions	9.7
(129.7)	Pensions Liability	151.5
64.5	Net Cash Flow - Other Adjustments	497.3

The cash flow adjustments included in the net surplus/deficit on the provision of services that are investing or financing activities include:

2017/18		2018/19
£m		£m
(95.5)	Capital Grants	(126.5)
(128.6)	Capital Receipts	(87.4)
-	Council Tax and Business Rates Adjustments	4.9
(224.1)		(209.0)

Note 39 Financial Instruments

Categories of Financial Instruments

The following categories of financial instrument are carried in the Balance Sheet.

	Long Term		Current	
	31 March 2018 £m	31 March 2019 £m	31 March 2018 £m	31 March 2019 £m
<u>Investments</u>				
Fair Value through Profit or Loss	3.8	3.9	60.0	56.3
Amortised Cost	-	-	12.6	13.3
Fair Value through Other Comprehensive Income - designated equity instruments	-	-	-	-
Investments in subsidiaries, associates and joint ventures	37.9	37.3	-	-
Total	41.7	41.2	72.6	69.6
<i>Investments that are not financial instruments</i>	-	-	-	-
Total investments	41.7	41.2	72.6	69.6
<u>Debtors</u>				
Fair Value through Profit or Loss	-	-	-	-
Amortised Cost	88.9	88.8	221.4	216.5
Fair Value through Other Comprehensive Income - designated equity instruments	-	-	-	-
Financial assets carried at contract amounts	-	-	-	-
Total	88.9	88.8	221.4	216.5
<i>Debtors that are not financial instruments</i>	37.3	26.6	108.0	114.1
Total debtors	126.2	115.4	329.4	330.6
<u>Cash</u>				
Cash in Hand			55.5	46.2
Total cash: asset			55.5	46.2
Cash Overdrawn			(35.4)	(15.2)
Total cash: liability			(35.4)	(15.2)
<u>Borrowings</u>				
Fair Value through Profit or Loss	-	-	-	-
Amortised Cost	(2,740.0)	(2,855.5)	(799.8)	(583.1)
Total	(2,740.0)	(2,855.5)	(799.8)	(583.1)
<i>Borrowings that are not financial instruments</i>	-	-	-	-
Total borrowings	(2,740.0)	(2,855.5)	(799.8)	(583.1)
<u>Other Long Term Liabilities</u>				
PFI and finance lease liabilities	(405.6)	(393.4)		
Total	(405.6)	(393.4)		
<i>Transferred Debt and Other Liabilities</i>	(56.4)	(51.0)		
Total long term liabilities	(462.0)	(444.4)		
<u>Creditors</u>				
Fair Value through Profit or Loss	-	-	-	-
Amortised Cost	(1.5)	(2.3)	(241.8)	(217.7)
Total	(1.5)	(2.3)	(241.8)	(217.7)
<i>Creditors that are not financial instruments</i>	-	-	(91.9)	(78.1)
Total creditors	(1.5)	(2.3)	(333.7)	(295.8)

Material Soft Loans Made by the Council

The Council has made the following material soft loans:

Warwickshire County Cricket Club was granted a loan of £20m in 2009 to support the major ground refurbishment undertaken. The loan is deemed to be a material soft loan and is carried in the accounts at £17.3m, paying a fixed interest rate of 5%. During the development phase of the project, interest was rolled up in the loan. In 2016/17, Warwickshire County Cricket Club exercised its right, under the terms of the loan agreement, to defer interest and principal repayment for two quarters from March 2013 and extend the loan maturity to make these payments. The club applied for a further 18 month interest and principal deferral, which was granted by the Council. Interest payments have resumed and a bullet principal payment is due in March 2020. All interest on the deferred payments is rolled up and the term of the loan has been extended to 2045.

West Midlands Growth Company (formerly Marketing Birmingham) received a loan of £1.1m in 2012 to support the creation of the Birmingham Business Hub at Baskerville House. The loan is deemed to be a material soft loan and is carried in the accounts at £0.4m, pays an interest rate of 2.2% and matures in 2022.

The treatment of soft loans in the financial statements is as follows:

	2017/18	2018/19
	£m	£m
Opening balance at 1 April	17.8	17.9
Adjustment to Opening Balance		(0.5)
Loans repaid	(0.1)	(0.1)
Movement in Expected Credit Loss per IFRS9 (Increase)/Reduction in discount	0.2	0.1 0.3
Closing Balance at 31 March	17.9	17.7
Nominal value at 31 March	22.3	22.2

Valuation Assumptions

The interest rate at which the fair value of soft loans has been made at recognition is arrived at by taking the Council's prevailing cost of borrowing and adding an allowance for the risk that the loan might not be repaid.

The Opening Balance Adjustment on the loans is as a result of the implementation of IFRS9, Financial Instruments, and the requirement to determine Expected Credit Losses on financial assets. The Expected Credit Losses estimate has reduced during the year as repayments have been made.

Income, Expenses, Gains and Losses

The gains and losses recognised in the Comprehensive Income and Expenditure Statement in relation to financial instruments are shown in the following table:

	2017/18		2018/19	
	Surplus/Deficit on the Provision of Services	Other Comprehensive Income and Expenditure	Surplus/Deficit on the Provision of Services	Other Comprehensive Income and Expenditure
	£m	£m	£m	£m
Net (Gains)/Losses on financial instruments:				
• financial assets measured at fair value through profit/loss		0.8	2.7	
• financial assets measured at amortised costs			17.1	
Total Net (Gains)/Losses on financial instruments	-	0.8	19.8	-
Income/Expenditure in (Surplus)/Deficit on the Provision of Services				
Interest Receivable from financial assets measured at amortised costs	(12.9)	-	(21.6)	-
Interest Receivable from financial assets measured through profit and loss	(6.1)	-	(5.7)	-
Interest Expense	179.2	-	182.0	-
Net Income/Expenditure in (Surplus)/Deficit on the Provision of Services	160.2	-	154.7	-
Net (gain)/loss for the year	160.2	0.8	174.5	-

Fair Value of Financial Instruments

The Council measures some of its non-financial assets, such as investment properties, and some of its financial instruments, such as equity shareholdings, at fair value at each reporting date. Fair value is the price that would be received to sell an asset or paid to transfer a liability in an orderly transaction between market participants at the measurement date. The fair value measurement assumes that the transaction to sell the asset or transfer the liability takes place either:

- In the principal market for the asset or liability; or
- In the absence of a principal market, in the most advantageous market for the asset or liability.

The Council measures the fair value of an asset or liability using the assumptions that market participants would use when pricing the asset or liability, assuming that market participants act in their economic best interest.

When measuring the fair value of a non-financial asset, the Council takes into account a market participant's ability to generate economic benefits by using the asset in its highest and best use or by selling it to another market participant that would use the asset in its highest and best use.

The Council uses valuation techniques that are appropriate in the circumstances and for which sufficient data is available, maximising the use of relevant observable inputs and minimising the use of unobservable inputs.

Inputs to the valuation techniques in respect of assets and liabilities for which fair value is measured or disclosed in the Council's financial statements are categorised with the fair value hierarchy as follows:

- Level 1 – quoted prices (unadjusted) in active markets for identical assets or liabilities that the Council can access at the measurement date;
- Level 2 – inputs other than quoted prices included within Level 1 that are observable for the asset or liability, either directly or indirectly;
- Level 3 – unobservable inputs for the asset or liability.

Financial liabilities, financial assets represented by loans and receivables and long term debtors and creditors are carried in the balance sheet at amortised cost.

Their fair value can be assessed by calculating the present value of cash flows that will take place over the remaining term of the instruments, using the following assumptions in the tables below. The fair value calculations for financial liabilities and assets are as follows:

Financial Liabilities	Input level in Fair Value Hierarchy	Valuation inputs and assumptions used to measure Fair Value	31 March 2018		31 March 2019	
			Carrying Amount £m	Fair Value £m	Carrying Amount £m	Fair Value £m
Bonds	Level 1	Quoted prices (unadjusted) in active markets for identical assets	85.6	109.1	84.5	103.1
Public Works Loan Board (PWLB)	Level 2	PWLB new loan at certainty rate based on published PWLB rates	2,276.8	3,069.2	2,377.2	3,130.7
Bonds		An estimate of the rate payable for a new loan on the same terms, based on published gilt yields	404.7	511.4	399.4	507.9
Other Market Loans - LOBOs			164.3	297.1	102.9	190.6
Other Long Term Loans			14.1	14.4	11.4	11.6
Other Long Term Loans - Local Authorities		Market indicative interest rates	45.3	44.9	45.0	45.2
Other Long Term Liabilities (PFI/ leasing)		PWLB new loan at certainty rate based on published PWLB rates	417.9	679.4	405.0	661.4
Other Long Term Liabilities (Transferred Debt)*		An estimate of the rate payable for a new loan on the same terms	44.1	51.0	39.4	45.0
Other Market Loans - Short Term	N/A	Fair value is approximated at their carrying amount	549.0	549.0	417.8	417.8
Short term creditors (including PFI/finance leases/operating lease/transferred debt)	N/A	Fair value is approximated at their carrying amount	241.8	241.8	217.7	217.7
TOTAL			4,243.6	5,567.3	4,100.3	5,331.0

*The Transferred Debt information is provided by Dudley Metropolitan Borough Council, who have responsibility for the West Midlands County Council Debt Administration Fund. The fair values were provided to them by their Treasury Advisors.

The fair market value of some of the Council's bonds has been set through Bloomberg. These assets are considered to have readily observable prices and therefore a reliable, fair market value.

Financial Assets	Input level in Fair Value Hierarchy	Valuation inputs and assumptions used to measure Fair Value	31 March 2018		31 March 2019	
			Carrying Amount £m	Fair Value £m	Carrying Amount £m	Fair Value £m
Fair value through profit and loss assets	Level 2	With significant unobservable inputs	-	-	4.0	4.0
Available-for-sale financial assets	Level 3	Based on company performance	15.3	15.3	-	-
Unquoted equity investment at cost	Level 2	Valued at cost until reliable fair value can be established	0.1	0.1	-	-
Long term debtors (Loans and receivables)	Level 2	An estimate of the rate payable for a new loan on the same terms, based on published PWLB rates	88.9	89.1	88.8	90.9
Investments (Loans and receivables)	N/A	Fair value is approximated at their carrying amount	60.0	60.0	56.3	56.3
Investments (Loans and receivables)	N/A	Amortised cost	12.6	12.6	13.3	13.3
Short term debtors (Loans and receivables)	N/A	Fair value is approximated at their carrying amount	14.6	14.6	5.0	5.0
Financial assets carried at contract amounts	N/A	Fair value is approximated at their carrying amount	206.8	206.8	211.5	211.5
TOTAL			398.3	398.5	378.9	381.0

The fair value of the liabilities and assets at 31 March 2019 is higher than the carrying amount because the Council's portfolio of loans and investments includes fixed rate loans where the interest rate receivable is higher than the rates available for similar loans at the Balance Sheet date. This shows a notional future loss on liabilities (based on economic conditions at 31 March 2019) arising from a commitment to pay interest to lenders above current market rates and a gain on assets (based on economic conditions at 31 March 2019) attributable to the commitment to receive interest below current market rates.

PWLB Loans

The fair value of Public Works Loan Board (PWLB) loans of £3,130.7m measures the economic effect of the terms agreed with the PWLB compared with estimates of the terms that would be offered for market transactions undertaken at the Balance Sheet date. The difference between the carrying amount and the fair value measures the additional interest that the Council will pay over the remaining terms of the loans under the agreements with the PWLB, against what would be paid if the loans were at prevailing borrowing rates from the PWLB.

Note 40**Nature and Extent of Risks Arising from Financial Instruments**

The Council's activities expose it to a variety of risks relating to its financial instruments, including:

- Credit risk – the possibility that other parties might fail to pay amounts due to the Council;
- Liquidity risk – the possibility that the Council may not have funds available to meet its payment commitments;
- Market risk – the possibility of financial loss due to changes in interest rates and market prices.

These risks are mainly managed by a central Treasury Management team in accordance with policies and approvals set by the Council in its annual Budget Report, Treasury Management Strategy, and Treasury Management Practices in particular. The Council complies with CIPFA's Code of Practice for Treasury Management in the Public Services and the Prudential Code for Capital Finance in Local Authorities, both of which regulate the use of financial instruments and establish a treasury risk management framework.

Credit Risk

Credit risk arises from deposits with banks and financial institutions, as well as credit exposures to the Council's customers.

This risk is measured and managed primarily through the investment policies and strategy in the approved Budget, which requires that deposits are made in accordance with approved credit criteria and limits, including minimum credit ratings as follows:

'Specified' short term investments (all in Sterling)	Short term rating*	Long term rating*	Council individual lending limit
Banks (including overseas banks) and Building Societies	F1+ /A1+ /P1	AA- /AA- /Aa3	£25m
	F1+ /A1+ /P1	A- / A- /A3	£20m
	F1 /A1 /P1	A- / A- /A3	£15m
	F2 /A2 /P2	BBB+ /BBB+ /Baa1	£10m
Sterling commercial paper and corporate bonds	F1+ /A1+ /P1	A- / A- /A3	£15m
Sterling Money Market Funds (short term and Enhanced)	AAA (with rating indicating lowest level of volatility where applicable)		£40m
Local authorities	n/a	n/a	£25m
UK Government and supranational bonds	n/a	n/a	none
UK Nationalised Banks and Government controlled agencies	n/a	n/a	£25m
Secured investments including repo and covered bonds	Lending limits determined as for banks (above) using the rating of the individual investment		

* Fitch / S&P / and Moody's rating Agencies respectively. Institutions must be rated by at least two of the Agencies, and the lowest rating will be taken into account.

This risk is minimised through the Treasury Management Policy, which requires that deposits are not made with financial institutions unless they meet minimum credit ratings

from the three major credit ratings agencies. The Treasury Management Policy also imposes a maximum sum to be invested with a financial institution located within each rating category and country. The Treasury Management Policy is contained within the Council's approved Financial Plan.

The Council will not invest more than £400m in long term investments as follows:

- Government stocks (or "Gilts") and other supranational bonds, with a maturity of less than five years.
- Corporate Bonds, Certificates of Deposit (CD) or Commercial Paper (CP) with a maturity of less than three years, subject to a long term credit rating of not less than AA (in addition to the restrictions in the table above). CD or CP shall not exceed 20% of long-term investments (i.e. those maturing in one year or more).

The Council also uses information from a variety of other sources in reaching a view about the suitability of particular investments.

The Council also makes a variety of investments in support of its service objectives. These investments are not subject to the above credit quality requirements, but are individually appraised and approved in relation to their support for service outcomes as well as their financial consequences and risks.

The Council's maximum exposure to credit risk, in relation to its investments in financial institutions, cannot be assessed generally, as the risk of any institution failing to make due payments will be specific to each individual institution. In relation to the Council's outstanding treasury deposits with financial institutions, local authorities and other institutions, no such deposits have defaulted in the year or are impaired. A risk of irrecoverability applies to all deposits, but there was no evidence at 31 March 2019 that this was likely to crystallise.

The Council does not hold collateral as security on its treasury deposits.

Liquidity Risk

Liquidity risk arises from the need to borrow to finance capital expenditure, loan maturities and other payments. The Council has a comprehensive cash flow management system that measures liquidity and seeks to ensure that cash is available as needed. The Council has ready access to loans from the Public Works Loan Board (PWLB) in accordance with the PWLB circulars currently in force, and there is no significant risk that it will be unable to raise finance to meet its commitments. The Council sets limits on the proportion of its fixed rate borrowing maturing in specified periods. The maturity analysis of financial liabilities is as follows:

	31 March 2018	31 March 2019
	£m	£m
Less than 1 year	(1,168.9)	(894.1)
Between 1 and 2 years	(105.7)	(63.8)
Between 2 and 5 years	(204.8)	(257.2)
Between 5 and 20 years	(1,464.4)	(1,569.1)
Between 20 and 40 years	(1,188.6)	(1,232.1)
Over 40 years	(240.0)	(180.0)
Total	(4,372.4)	(4,196.3)

All trade and other current payables are due to be paid in less than one year.

Market Risk*Interest rate risk*

The Council is exposed to significant risk in relation to interest rate movements on its borrowing and investments.

The Council is exposed to changes in interest rates as a result of its borrowings being at long-term fixed rates and investment being short-term or at variable rates of interest. Consequently, falls in interest rates will have an adverse impact on the Council's finances.

For instance, a rise in interest rates would have the following effects:

- Borrowings at variable rates – the interest expense charged to the Surplus/(Deficit) on the Provision of Services will rise
- Borrowings at fixed rates – the fair value of the liabilities for borrowings will fall
- Investments at variable rates – the interest income credited to the Surplus/(Deficit) on the Provision of Services will rise
- Investments at fixed rates – the fair value of the assets will fall.

Borrowings are not carried at fair value, so nominal gains and losses on fixed rate borrowings would not impact on the Surplus/(Deficit) on the Provision of Services or Other Comprehensive Income and Expenditure. However, changes in interest payable and receivable on variable rate borrowings and investments will be posted to the Surplus/(Deficit) on the Provision of Services and affect the General Fund Balance. Movements in the fair value of fixed rate investments that have a quoted market price will be reflected in Other Comprehensive Income and Expenditure.

These risks are measured and managed in accordance with the Council's Treasury Management Strategy, including the setting and monitoring of risk limits on the level of variable rate instruments and on the amount of borrowing maturing in future years.

At 31 March 2019, if interest rates had been 1% higher with all other variables held constant, the financial effect would be:

	£m
Increase in interest payable on variable rate borrowings	4.2
Increase in interest receivable on variable rate investments	(0.8)
Impact on Surplus/(Deficit) on the Provision of Services	3.4
Share of overall impact charged to the HRA	0.9
Decrease in fair value of fixed rate investment assets	2.1
Decrease in fair value of fixed rate borrowing liabilities (no impact on the Surplus/(Deficit) on the Provision of Services or Other Comprehensive Income and Expenditure)	(512.8)

The impact of a 1% fall in interest rates would be as above but with the movements being reversed. The above sensitivities have been prepared and based on loan debt and loan investments outstanding at 31 March 2019.

Price Risk

The Council's holdings of shares are all unquoted shares held primarily to support service objectives rather than as financial investments. The financial value of these shares will vary according to general market conditions and the particular circumstances of the share issuers. Active prices for these investments are not available. Any temporary fluctuations in the market value of such investments would have no significant impact on the Council's finances.

Note 41**Capital Expenditure and Capital Financing**

The Council's capital expenditure on an accruals basis, analysed between types of asset, is summarised below. This also includes revenue expenditure funded from capital under statute.

	31 March 2018	31 March 2019
	£m	£m
Opening Capital Financing Requirement	4,568.7	4,670.6
<u>Capital Investment</u>		
Property, Plant and Equipment	257.1	291.3
Heritage Assets	0.1	0.1
Intangible Assets	2.0	1.9
Revenue Expenditure funded from Capital under Statute	42.6	45.0
Secretary of State Direction - Flexible use of Capital Receipts	17.5	14.5
Capital Grant Repayment	0.1	0.2
Long Term Loans	45.9	20.8
Increase in Share Equity	26.7	2.3
<u>Sources of Finance</u>		
Capital Receipts	(49.2)	(57.8)
Government Grants and other Contributions	(95.7)	(142.5)
Sums set aside from Revenue:		
- Direct Revenue Contributions	(7.1)	(13.5)
- Use of Major Repairs Reserve	(60.7)	(55.4)
- Revenue Provision for Debt Redemption	(67.1)	(175.2)
- Capital Receipts set aside for debt redemption	(10.3)	(53.1)
Closing Capital Financing Requirement	4,670.6	4,549.2
<u>Explanation of Movements in Year</u>		
Movement in underlying need to borrow	73.1	(151.8)
Assets acquired under finance leases	0.9	0.6
Assets acquired under PFI contracts	27.9	29.8
Increase/(decrease) in Capital Financing Requirement	101.9	(121.4)
Movement in Year	101.9	(121.4)

Note:

The Secretary of State direction relates to the permission given to local authorities to use capital receipts generated between 1 April 2016 and 31 March 2019 to finance the revenue costs of transformation that deliver savings to the public sector.

Note 42 Leases

The Council has a significant number of leases, as summarised below.

Council as the lessee

Finance leases

The Council has acquired a number of buildings and other assets under finance leases. The assets acquired under these leases are carried in the Balance Sheet at the following net amounts.

31 March 2018 £m		31 March 2019 £m
19.6	Other Land and Buildings	19.3
2.7	Vehicles, Plant Furniture & Equipment	2.3
22.3	Total	21.6

The Council is committed to making minimum payments under these leases comprising settlement of the long-term liability for the interest in the property acquired by the Council and finance costs that will be payable by the Council in future years while the liability remains outstanding. The minimum lease payments are made up of the following amounts:

31 March 2018 £m		31 March 2019 £m
	Finance lease liabilities (net present value of minimum lease payments):	
0.9	- current (not later than 1 year)	0.8
1.3	- non-current (later than 1 year)	0.9
1.7	Finance costs payable in future years	1.5
3.9	Minimum Lease Payments	3.2

The minimum lease payments will be payable over the following periods:

	Minimum lease payments		Finance lease liabilities	
	31 March 2018 £m	31 March 2019 £m	31 March 2018 £m	31 March 2019 £m
Not later than 1 year	1.1	0.9	0.9	0.8
Later than 1 year and not later than 5 years	1.4	1.0	1.2	0.8
Later than 5 years	1.4	1.3	0.1	0.1
Total	3.9	3.2	2.2	1.7

The minimum lease payments do not include rents that are contingent on events taking place after the lease was entered into, such as adjustments following rent reviews. In 2018/19 contingent rents of £nil were payable (2017/18: £0.1m).

The Council has not sublet any of the assets held under these finance leases.

Operating leases

The Council has acquired a number of administrative buildings under operating leases. The future minimum lease payments due under non-cancellable leases where the length of lease was greater than 1 year at inception are:

31 March 2018 £m		31 March 2019 £m
0.5	Not later than 1 year	0.3
0.7	Later than 1 year and not later than 5 years	0.5
1.4	Later than 5 years	1.2
2.6	Total	2.0

The Council has not sublet any of the assets held under these operating leases.

The expenditure charged to the Comprehensive Income and Expenditure Statement during the year in relation to these leases was:

31 March 2018 £m		31 March 2019 £m
0.5	Minimum lease payments	0.4
0.1	Contingent rents	-
0.6	Total	0.4

Council as the lessor**Finance leases**

The Council has leased out property to a number of parties on finance leases. The Council has a gross investment in the lease, made up of the minimum lease payments expected to be received over the remaining term and the residual value anticipated for the property when the lease comes to an end. The minimum lease payments comprise settlement of the long-term debtor for the interest in the property acquired by the lessee, and finance income that will be earned by the Council in future years whilst the debtor remains outstanding. The gross investment is made up of the following amounts:

31 March 2018 £m		31 March 2019 £m
-	Finance lease debtor (net present value of minimum lease payments):	
	- current (not later than 1 year)	0.2
30.9	- non-current (later than 1 year)	26.7
192.3	Unearned finance income	210.4
(29.2)	Less – Unguaranteed residual value of property	(27.7)
194.0	Gross investment in the lease	209.6

The gross investment in the lease and the minimum lease payments will be received over the following periods:

	Finance Lease debtor		Minimum Lease payments	
	31 March 2018 £m	31 March 2019 £m	31 March 2018 £m	31 March 2019 £m
Not later than 1 year	0.2	0.2	2.1	2.0
Later than 1 year and not later than 5 years	2.0	1.8	8.7	8.4
Later than 5 years	28.7	24.9	183.2	199.2
Total	30.9	26.9	194.0	209.6

The minimum lease payments do not include rents that are contingent on events taking place after the lease was entered into, such as adjustments following rent reviews. In 2018/19 £1.5m contingent rents were receivable by the Council (2017/18 £1.3m).

Operating leases

The Council has leased out property to a number of parties as operating leases.

The future minimum lease payments receivable under non-cancellable leases where the length of lease was greater than 1 year at inception are:

31 March 2018 £m		31 March 2019 £m
10.7	Not later than 1 year	9.7
26.9	Later than 1 year and not later than 5 years	28.1
75.7	Later than 5 years	73.8
113.3	Total	111.6

The minimum lease payments receivable do not include rents that are contingent on events taking place after the lease was entered into, such as adjustments following rent reviews. In 2018/19 £2.5m contingent rents were receivable by the Council (2017/18 £2.7m).

Leases - contingent rent

Contingent rents are determined from the comparison of the property lease rental system to the accounts leasing system.

Note 43**Service Concession Arrangements**

The Council has entered into a number of Service Concession arrangements, formerly classed as Private Finance Initiative (PFI), through which assets are constructed or refurbished and services are provided under long-term contracts with private sector firms. These contracts cover Waste Disposal facilities, Schools and Highways Management and Maintenance.

The main terms of the material arrangements are as follows:

- Waste Disposal. The arrangement includes the management and operation of the Council's Household Recycling Centres, Waste Transfer Stations and the Waste Incinerator. The contract began on 17 January 1994 and ended in January 2019, with payments made monthly. Prices were indexed each year from 1 April. Veolia are continuing to provide a waste disposal service on a service provision basis.
- Schools. There are four separate arrangements in place for the rebuild / refurbishment and management of a total of 26 schools within Birmingham. These arrangements are of varying duration and service providers: 10 schools from 2001/02 (for 32 years), 11 schools from 2004/05 (for 35 years), four schools from 2011/12 (for 25 years) and a single secondary school from 2013/14 ending 2038/39. The service provider is paid a Unitary Charge monthly for the duration of the contracts, with indexation applied annually as per the terms of each contract. Within each contract the Council retains both the schools' assets and the liability for future contract commitments in the Balance Sheet, with the exception of when schools gain Academy status. There are a number of PFI managed schools that have gained Academy status, a total of eight schools to date across the four separate school PFI contracts. Whilst the assets no longer belong to the Council and are thus removed from the Balance Sheet, the ongoing liability remains as a Council responsibility.
- Birmingham Highways Management and Maintenance arrangement. The contract provides for management and maintenance of all public highway and other contractually designated areas within the Birmingham boundary by the Service Provider. The contract commenced on 7 June 2010, with a contract period of 25 years, and provides for a five year period of remediation for all of the main highway assets followed by a 20 year period during which the improved highway condition is maintained.

Indexation is applied annually on 1 April by reference to movements in the Retail Price Index. Deductions can be levied for non-performance of the contractual deliverables as specified within the contract. As the size and scale of the highway network varies, the contract provides for these changes to be accrued into the network maintained by the Service Provider, attracting an increase/decrease in payments made as appropriate.

The Council continues to have full use of the roads and roadside furniture during the period of the arrangement, at the end of which all rights revert to the Council. There are no early terminations or period clauses within the PFI arrangement.

However, the Council has identified concerns regarding:

- The delivery of the Core Investment Period, principally on roads and pavements, and
- Inconsistent and poor operational performance.

Disputes regarding the contract have resulted in consideration through adjudication and through the courts terminating in a decision by the Supreme Court in July 2018 refusing Amey Local Government Ltd (ALG) permission to appeal after the Council's successful appeal at the High Court in February 2018. At its meeting on 22 May 2019, Cabinet agreed that the Council should enter into negotiation to finalise a settlement agreement in respect of all disputes under the contract, which would enable a managed release and handover to a new provider together with appropriate settlement to rectify liabilities left behind by ALG.

On the basis of a transfer of responsibilities under the contract to a new provider, these financial statements have been based on a continuance of the current contract arrangements.

Payments remaining as at 31 March 2019	Interest £m	Repayment of liability £m	Payment for services £m	Total £m
Payable in 2019/20	31.8	11.8	42.0	85.6
Payable within 2 to 5 years	117.5	59.8	178.5	355.8
Payable within 6 to 10 years	114.8	105.9	260.9	481.6
Payable within 11 to 15 years	65.7	143.1	300.1	508.9
Payable within 16 to 20 years	11.6	81.8	101.4	194.8
Payable within 21 to 25 years	0.1	1.9	2.9	4.9
Total	341.5	404.3	885.8	1,631.6

Although the payments made to the contractor are described as unitary payments, they have been calculated to compensate the contractor for the fair value of the services they provide, the capital expenditure incurred and interest payable whilst the capital expenditure remains to be reimbursed. The movement in the liabilities to repay the contractors for capital expenditure incurred is as follows:

2017/18 £m		2018/19 £m
439.9	Liability outstanding at the start of the year	421.8
(46.0)	Repayment of liability	(47.3)
27.9	Lifecycle and further capital expenditure	29.8
421.8	Liability outstanding at the year end	404.3

Note 44 Members' Allowances

Allowances paid to Members of the Council in 2018/19 totalled £2.2m (2017/18: £2.5m). These figures include Members' allowances and expenses. Further information can be found on the Council's website.

Note 45 Officers' Remuneration

The remuneration paid to or receivable by the Council's senior employees is detailed in the table below.

		Salary, fees and allowances	Compensation for loss of office	Expense allowances	Pension contributions	Total
		£	£	£	£	£
Dawn Baxendale, Chief Executive and Head of Paid Service ⁽¹⁾	2017/18	-	-	-	-	-
	2018/19	214,200	-	4,388	35,986	254,574
Clive Heaphy, Chief Finance Officer and Section 151 ⁽²⁾	2017/18	41,429	-	-	-	41,429
	2018/19	172,548	-	429	-	172,977
Jonathan Tew, Assistant Chief Executive ⁽³⁾	2017/18	28,441	-	-	4,351	32,792
	2018/19	114,368	-	-	19,214	133,582
Kate Charlton, City Solicitor and Monitoring Officer	2017/18	104,662	-	-	16,013	120,675
	2018/19	103,159	-	-	17,331	120,490
Jacqui Kennedy, Director, Place	2017/18	151,359	-	-	23,158	174,517
	2018/19	149,054	-	-	25,041	174,095
Rob James, Acting Director, Neighbourhoods ⁽⁴⁾	2017/18	-	-	-	-	-
	2018/19	105,416	-	-	17,710	123,126
Waheed Nazir, Director, Inclusive Growth	2017/18	146,131	-	-	22,358	168,489
	2018/19	143,730	-	-	24,147	167,877
Dr Tim O'Neill, Director, Education and Skills ⁽⁵⁾	2017/18	-	-	-	-	-
	2018/19	32,742	-	-	5,501	38,243
Colin Diamond OBE, Corporate Director, Children & Young People ⁽⁶⁾	2017/18	92,960	-	-	-	92,960
	2018/19	67,728	-	-	-	67,728
Anne Ainsworth, Acting Corporate Director, Children & Young People ⁽⁷⁾	2017/18	-	-	-	-	-
	2018/19	55,288	-	-	9,288	64,576
Professor Graeme Betts, Director, Adult Social Care ⁽⁸⁾	2017/18	77,966	-	-	-	77,966
	2018/19	162,548	-	8,000	-	170,548
Angela Probert, Chief Operating Officer, Strategic Services ⁽⁹⁾	2017/18	146,131	-	-	22,358	168,489
	2018/19	141,405	93,198	6,000	157,793	398,396

		Salary, fees and allowances	Compensation for loss of office	Expense allowances	Pension contributions	Total
		£	£	£	£	£
Paula Buckley, Acting Strategic Director, Strategic Services ⁽¹⁰⁾	2017/18	-	-	-	-	-
	2018/19	88,818	-	-	14,921	103,739
Dawn Hewins, Director, Human Resources ⁽¹¹⁾	2017/18	-	-	-	-	-
	2018/19	73,253	-	-	12,307	85,560
Dr Adrian Phillips, Director of Public Health ⁽¹²⁾	2017/18	125,128	-	-	17,993	143,121
	2018/19	17,877	-	-	2,571	20,448
Becky Pollard, Interim Director of Public Health ⁽¹³⁾	2017/18	-	-	-	-	-
	2018/19	-	-	-	-	-
Dr Justin Varney, Director of Public Health ⁽¹⁴⁾	2017/18	-	-	-	-	-
	2018/19	11,515	-	940	1,935	14,390
Neil Carney, Programme Director, Commonwealth Games 2022 ⁽¹⁵⁾	2017/18	-	-	-	-	-
	2018/19	102,256	-	-	17,179	119,435

Notes:

- (1) Dawn Baxendale took up the role of Chief Executive and Head of Paid Service on 1 April 2018. The expense allowance relates to relocation expenses incurred.
- (2) Clive Heaphy took up the role as Chief Finance Officer and Section 151 Officer on 3 January 2018.
- (3) Jonathan Tew Executive took up the role on 2 January 2018.
- (4) Rob James took up the role on 15 June 2018
- (5) Dr Tim O'Neill took up the role on 7 January 2019
- (6) Colin Diamond CBE was initially employed as a contractor, the costs of which were £66,000 in 2017/18 and which are not included in the table above. Colin transferred to the Council payroll as an employee on 1 September 2017 and left the Council on 31 August 2018.
- (7) Anne Ainsworth was the Acting Corporate Director, Children & Young People between 1 August 2018 and 6 January 2019.
- (8) Professor Graeme Betts, Corporate Director, Adult Social Care and Health was initially employed through an agency, the costs of which were £153,738 in 2017/18 and which are not included in the table above. Graeme transferred to the Council payroll as an employee on 5 October 2017.
- (9) Angela Probert, the Chief Operating Officer, Strategic Services was Acting Chief Executive and Head of Paid Service between 1 March 2017 and 4 April 2017. Angela left the Council on 15

February 2019.

- (10) Paula Buckley has been the Acting Strategic Director, Strategic Services since 31 July 2018.
- (11) Dawn Hewins, Director, Human Resources was appointed as a senior officer from 18 July 2018.
- (12) Dr Adrian Phillips, Director of Public Health left the Council on 22 May 2018.
- (13) Becky Pollard, Interim Director of Public Health held the role between 1 July 2018 and 18 February 2019 and was employed through a third party, the costs of which were £162,060.
- (14) Dr Justin Varney, Director of Public Health took up the role on 18 February 2019
- (15) Neil Carney, Programme Director, Commonwealth Games 2022 took up the role on 29 May 2018

Coverage of statutory posts during periods of annual leave or sickness absence was by officers within the relevant teams under delegated responsibilities.

Other Council employees receiving more than £50,000 remuneration for the year (excluding employer's pension contributions) were paid the amounts detailed in the table below. Staff within Voluntary Aided and Foundation schools are employed by the governing body of the school and have therefore been excluded from the table below.

Teaching Staff & Staff in Schools	2017/18	Total	Remuneration band	Teaching Staff & Staff in Schools	2018/19	Total
	Other Council Employees				Other Council Employees	
No	No	No		No	No	No
158	291	449	£50,000 - £54,999	155	163	318
107	85	192	£55,000 - £59,999	105	61	166
67	55	122	£60,000 - £64,999	61	45	106
41	48	89	£65,000 - £69,999	45	18	63
42	46	88	£70,000 - £74,999	37	29	66
16	8	24	£75,000 - £79,999	16	5	21
15	13	28	£80,000 - £84,999	13	11	24
5	12	17	£85,000 - £89,999	6	3	9
3	9	12	£90,000 - £94,999	4	6	10
6	5	11	£95,000 - £99,999	5	3	8
1	8	9	£100,000 - £104,999	2	3	5
1	3	4	£105,000 - £109,999	1	4	5
-	4	4	£110,000 - £114,999	-	2	2
-	1	1	£115,000 - £119,999	-	-	-
-	5	5	£120,000 +	-	2	2
462	593	1,055		450	355	805

Remuneration includes salary, allowances, bonuses and compensation for loss of employment.

The 'Other Council Employees' figures for 2017/8 in the above table included staff that transferred to Birmingham Children's Trust CIC on 1 April 2018. The figures for both years include those employees with planned termination payments, 38 in 2018/19 (113 in 2017/18). Excluding employees in receipt of planned termination payments, 317 employees in 2018/19 (480 in 2017/18) received remuneration of £50,000 or more.

The number of Teaching Staff and Staff in Schools reflect those staff employed by the Council and has been affected by the conversion of a number of schools to Academy Status. Academy schools are independent of the Council and their employees are therefore excluded from the Council's financial statements.

The number of staff in Voluntary Aided and Foundation Schools, with a remuneration of more than £50,000 per annum, was 225 in 2018/19 (2017/18: 147).

Note 46 Exit Packages

The costs of exit packages are amounts payable as a result of either the Council's decision to terminate an employee's employment before the normal retirement date, or an employee's decision to accept voluntary redundancy in exchange for those benefits. The following table provides information on the number of exit packages payable by the Council for the year, with total cost per band and total cost of both compulsory and other redundancies.

		2017/18							2018/19				
Compulsory		Voluntary		Total		Value of individual package	Compulsory		Voluntary		Total		
No	£m	No	£m	No	£m		No	£m	No	£m	No	£m	
-	-	3	1.1	3	1.1	£250+	3	0.8	-	-	3	0.8	
-	-	3	0.7	3	0.7	£200 - £250	2	0.5	2	0.4	4	0.9	
1	0.2	11	1.8	12	2.0	£150 - £200	-	-	11	1.8	11	1.8	
-	-	50	6.0	50	6.0	£100 - £150	-	-	17	2.0	17	2.0	
3	0.3	31	2.7	34	3.0	£80 - £100	3	0.3	9	0.8	12	1.1	
3	0.2	28	2.0	31	2.2	£60 - £80	1	0.1	7	0.5	8	0.6	
3	0.1	49	2.4	52	2.5	£40 - £60	7	0.4	14	0.6	21	1.0	
18	0.5	202	5.5	220	6.0	£20 - £40	21	0.5	51	1.5	72	2.0	
113	0.8	516	4.4	629	5.2	less than £20	116	0.6	245	1.7	361	2.3	
141	2.1	893	26.6	1,034	28.7	Total	153	3.2	356	9.3	509	12.5	

In addition to the costs of exit packages identified above, the Council incurred costs of £0.2m in 2018/19 (£0.2m in 2017/18) relating to the provision of transitional support and training to employees whose further employment was considered to be at risk.

Exit packages include the costs of compulsory and voluntary redundancy, pension fund strain payments and other departure costs.

Note 47**Auditor Remuneration**

The Council has incurred the following costs in relation to the audit of the Statement of Accounts, certification of grant claims and statutory inspections and for non-audit services provided by the Council's external auditors.

2017/18 £m		2018/19 £m
0.3	Fees payable to Grant Thornton UK LLP with regard to external audit services carried out by the appointed auditor for the year	0.2
0.1	Fees payable to Grant Thornton UK LLP for the certification of grant claims and returns for the year	0.1
0.4	Total	0.3

Note 48**Related Parties**

The Council is required to disclose material transactions with related parties – bodies or individuals that have the potential to control or influence the Council or to be controlled or influenced by the Council. Disclosure of these transactions allows readers to assess the extent to which the Council might have been constrained in its ability to operate independently or might have secured the ability to limit another party's ability to bargain freely with the Council.

Central Government

Central Government has effective control over the general operations of the Council – it is responsible for providing the statutory framework within which the Council operates, provides the majority of its funding in the form of grants and prescribes the terms of many of the transactions that the Council has with other parties (for example, Council Tax bills, Business Rates, Housing Benefits). Grants received from Government departments are set out in Note 16. Grant receipts outstanding at 31 March 2019 are included in the balances within Note 29.

Members

Members of the Council have direct control over the Council's financial and operational policies. The total of Members' allowances paid in 2018/19 is shown in Note 44.

Officers

There were no transactions between Senior Officers of the Council and the Council and its related parties, other than the receipt of emoluments due as employees of the Council and payments of Council Tax due as appropriate.

School Governors

All school governors and staff should complete the school's Register of Business Interests. This register should be kept up-to-date and be freely available for inspection by governors, staff and parents.

Greater Birmingham and Solihull Business Rates Pooling Arrangement

The Greater Birmingham and Solihull (GBS) Business Rates Pool (the Pool) was designated by the Secretary of State in accordance with paragraph 34 of Schedule 7B to the Local Government Finance Act 1988 as a pool of authorities for the purposes of the scheme for the local retention of business rates under schedule 7B to the Act.

The Council entered into a pooled budget arrangement in 2013/14 with seven other local authorities including acting as intermediary between the authorities and the government in respect of top-up/tariff payments, as detailed in the table below, following the introduction of the Business Rates Retention Scheme. This arrangement has continued in 2018/19. The objective of the Pool has been to adopt a strategic approach to promoting growth and job creation that supports the Greater Birmingham and Solihull Local Enterprise Partnership's Strategy for Growth, which includes:

- economic development;
- core funding; or
- a combination of both.

The funding provided to the pooled budget includes tariff payments that would otherwise have been paid to the Government. The expenditure met from the budget paid to the Council includes an element of its top-up payments that it would otherwise have received from the Government. The table below summarises the financial activity for the year.

	2017/18 £m	2018/19 £m
Funding provided to the pooled budget		
Birmingham City Council	-	-
Bromsgrove District Council	7.9	8.4
Cannock Chase District Council	9.3	9.9
East Staffordshire Borough Council	18.3	18.6
Lichfield District Council	11.8	12.4
Redditch Borough Council	10.4	11.0
Solihull Metropolitan Borough Council	57.8	67.3
Tamworth Borough Council	10.6	11.0
Central Government – Top-up (Residual)	2.3	-
	128.4	138.6
Expenditure met from the pooled budget		
Birmingham City Council	123.7	90.5
Bromsgrove District Council	0.1	0.1
Cannock Chase District Council	0.2	0.3
East Staffordshire Borough Council	0.2	0.1
Lichfield District Council	0.2	0.4
Redditch Borough Council	-	0.1
Solihull Metropolitan Borough Council	0.7	1.0
Tamworth Borough Council	0.3	0.3
GBS LEP	2.0	4.4
Safety Net Contingency	1.0	-
Central Government – Tariff	-	41.4
	128.4	138.6

The information in the table above is based on information available at the time of compiling the 2018/19 Statement of Accounts. On finalisation of the business rates income (post audit), it is possible that there may be a change to income to be re-allocated, but this is not expected to be of a material nature overall.

Following the decision by six members of the GBS Pool to enter into Business Rates Pilots and form new and separate Business Rates Pools attached to those Pilots, outside of the current set up, the Greater Birmingham and Solihull Business Rates Pool will no longer continue with effect from 1 April 2019.

Other Public Bodies

Pooled Budgets

The Council is in a pooled budget arrangement with the Clinical Commissioning Groups (CCGs) covering the Birmingham area, namely, Birmingham & Solihull CCG (a new CCG for 2018/19 merging Cross City CCG, Birmingham South Central CCG and Solihull CCG) and Sandwell and West Birmingham CCG. The pooled budget is responsible for the joint commissioning of services relating to Mental Health and Learning Disabilities. The objective of the pooled arrangement is to improve services for users through closer working and co-operation in the commissioning of services. The arrangements have been established pursuant to Section 75 of the NHS Act 2006 and related Regulations with the Council hosting the Learning Disability element and the combined CCGs hosting Mental Health Services provision. The table below summarises the financial activity for the year.

	2017/18		2018/19	
	£m	£m	£m	£m
Funding provided to the pooled budget				
Birmingham City Council	113.7		108.2	
Combined Clinical Commissioning Groups	174.7		174.7	
		288.4		282.9
Expenditure met from the pooled budget				
Birmingham City Council	113.7		108.2	
Combined Clinical Commissioning Groups	174.7		174.7	
		288.4		282.9
Net surplus arising from the pooled budget during the year				
		-		-

The Better Care Fund (including the improved Better Care Fund)

The Better Care Fund (BCF) was announced in June 2013 with the intention of driving the transformation of local care services and is operated through pooled budget arrangements between the Council and local Clinical Commissioning Groups (CCGs). Specific resources were earmarked for the BCF by NHS England in its allocation to CCGs. The remainder of the fund was made up of the Social Care Capital Grant and the Disabled Facilities Grant which were paid to local authorities. No new money was made available at the time to the health and care system but the BCF provided an opportunity for joint working between local authorities and health organisations to deliver better outcomes for service users. The funding the Council receives through the BCF replaces the Section 256 transfer from the NHS that had been made in previous years.

In 2016/17 the improved Better Care Fund (iBCF) was implemented. This was introduced in two statements, the first – iBCF1 in November 2016 and the second - iBCF2 in Spring 2017. The Section 31 Grant received by local authorities, was to be included in the BCF Pool. For Birmingham this was an increase in funds of £33.8m in 2017/18 and £47.3m in 2018/19.

The Council endorsed the principle of a BCF joint pooled budget for Older Adult Social Care and Health integrated provision between the Council and local CCGs, namely Birmingham & Solihull CCG (Cross City CCG, Birmingham South Central CCG and Solihull CCG merged in 2018/19) and Sandwell and West Birmingham CCG. Joint proposals were developed during 2014/15 for implementation from 1 April 2015, which included the Council acting as host for the BCF.

In 2018/19 funding of £89.1m (2017/18: £86.5m) was earmarked for the BCF by the Department of Health via the CCGs as detailed in the table below. The Council's contribution was made up of the resources previously allocated through two capital grants, namely the Disabled Facilities Grant and the Social Care Capital Grant and iBCF.

	2017/18	2018/19
	£m	£m
Contribution to the BCF Pooled Fund		
Birmingham & Solihull CCG	-	77.7
Birmingham Cross City CCG	55.9	-
Birmingham South Central CCG	19.1	-
Sandwell and West Birmingham CCG	11.5	11.4
NHS Contribution	86.5	89.1
Birmingham City Council	11.5	11.7
iBCF Section 31 Grant	33.8	47.3
Total BCF Pooled Fund	131.8	148.1

The BCF will be used to fund a number of schemes as identified in the agreed joint plan. The management arrangements for the individual projects will be dependent on the services being provided and will include:

- Sole control of the activities by CCGs;
- Sole control of the activities by the Council;
- Joint control of the activities with CCGs or the Council acting as host;
- Lead commissioning by CCGs or the Council on behalf of the other organisations.

Details of the specific projects are set out below.

Service Provision	Budgeted Activity		Nature of Arrangement
	2017/18 £m	2018/19 £m	
Bed Based Additional Provision	1.5	1.4	Lead Commissioning – Council
Social Care Based Additional Provision	4.9	1.6	Sole Control – Council
Reablement – Kenrick Centre	1.5	1.5	Sole Control – Council
Care Act	3.0	3.1	Lead Commissioning – Council
Carers Strategy	1.0	1.4	Joint Control
Eligibility Criteria	20.8	21.2	Sole Control – Council
CUR Implementation Team	0.1	-	Joint Control
Management of Programme	0.4	0.1	Joint Control
Community Services	45.6	47.2	Sole Control – CCGs
Reablement – Rapid Assessment, Interface and Discharge	1.7	1.7	Sole Control – CCGs
Planned Community/Intermediate Care	-	0.1	
Dementia	2.6	2.6	Sole Control – CCGs
Assertive Outreach	0.2	0.3	Sole Control – CCGs
Equipment Contracts	4.7	4.5	Lead Commissioning – Council
Disabled Facilities Grant and Capital	9.7	10.6	Sole Control – Council
Non-recurring Pump Priming Schemes	0.2	-	Joint Control
Contingency	0.1	-	Joint Control
Health & Social Care System Improvements	-	3.5	Sole Control - Council
	98.0	100.8	
Balance of funding iBCF	33.8	47.3	Sole Control – Council
Total BCF	131.8	148.1	

The Council is required to disclose material transactions with related parties – bodies or individuals that have the potential to control or influence the Council or to be controlled or influenced by the Council. Disclosure of these transactions allows readers to assess the extent to which the Council might have been constrained in its ability to operate independently or might have secured the ability to limit another party's ability to bargain freely with the Council.

Other Related Parties

During 2018/19 payments, to the value of £461.7m, inclusive of VAT, were payable to related parties of which £16.4m remained outstanding at 31 March 2019. Additionally £103.0m inclusive of VAT, was receivable during 2018/19 from companies in which the Council had a related party interest of which £38.2m remained outstanding at 31 March 2019. The majority of the value of expenditure is in relation to companies where elected members are acting in their official capacity within the Group.

Other balances at 31 March 2019 are: assets of £41.2m of investments and £74.8m of loans (of which £74.0m is repayable after 31 March 2020); liabilities of £84.5m of funding guarantee (NEC Developments Plc), £27.0m held as cash invested by Birmingham Children's Trust and £10.5m of borrowings (of which £7.2m is repayable after 31 March 2020).

Entities Controlled or Significantly Influenced by the Council

The Council maintains involvement with a number of associated and subsidiary companies where the assets and liabilities of these companies are not included in the Council's core financial statements. Group accounts have been prepared in accordance with the Code of Practice on Local Authority Accounting in the United Kingdom 2018/19.

The subsidiaries that have been consolidated into the group financial statements are listed below :

	Exp. £m	Income £m	Loans Council as Grantor		Council Assets at year end £m	Council Liabilities at year end £m
			Granted £m	Repaid £m		
Acivico Limited	27.7	1.0	6.0	26.1	10.3	5.1
Birmingham Children's Trust CIC	206.7	19.3	4.0	-	10.3	28.3
Birmingham City Propco Limited	-	-	-	1.0	20.2	-
InReach (Birmingham) Limited	-	0.1	2.8	1.0	13.7	0.1
National Exhibition Centre (Developments) Plc	5.6	-	-	0.2	0.1	84.5
PETPS (Birmingham) Limited	-	-	-	-	-	-
PETPS (Birmingham) Pension Funding Scottish Limited Partnership	3.5	-	-	-	-	10.7

Separate to the numbers in the table above the Council has made a provision of £8.7m in its accounts for potential reimbursement right support to its subsidiaries as a result of giving a letter of assurance.

The associates and joint venture that have been consolidated into the group financial statements are listed below:-

	Expenditure £m	Income £m	Council Assets at year end £m	Council Liabilities at year end £m
Birmingham Airport Holdings Limited (BAH)	-	8.4	2.0	-
Paradise Circus General Partner Limited	17.2	1.1	0.8	-

The Council also has relationships with a number of other companies and third party organisations where the assets and liabilities of the Council's holding is not material to the Group Accounts or where the Council has representation and influence on the board of the organisation but has no claim on the assets and liabilities of the organisation. Details of the organisation and its relationship to the Council are set out in the tables below.

Organisations where the Council has 100% share ownership of the company but the level of activity is not material to the Council's Group Accounts are detailed below. Those organisations highlighted with an asterisk had transactions with the Council in excess of £0.1m in 2018/19.

Birmingham Business Support Centre Limited	Fields Millennium Green Trust (Kings Norton)
Birmingham Charities Limited	Finance Birmingham Limited*
Birmingham Curzon Regeneration Company Limited	Forward Homes (Birmingham) Limited
Birmingham Endeavour Limited	Frontier Development Holding Limited
Birmingham Municipal Housing Limited	Gallery 37 Foundation
Birmingham Museums Trust*	Greater Birmingham and West Midlands Brussels Office
Birmingham Venture Capital Limited*	NEC Pension Trustee Company Limited*
Birmingham Wheels Ltd	NEC Pension Trustee Company No.2 Limited
Creative Advantage West Midlands Limited	Performances (Birmingham) Limited*

Entities where the Council has some influence

Organisations, including associated subsidiaries, where the Council is a minority shareholder of the company and the level of activity is not material to the Council's Group Accounts are detailed below. Those organisations highlighted with an asterisk had transactions with the Council in excess of £0.1m in 2018/19.

Ascarii Limited	Frontier Development Capital Limited
Ascension Ventures*	Goodfish Limited
Auctus	Icknield Port Loop LLP
Big Button	Inceptum Development Limited
Birmingham LEP Company (also known as Birmingham Lend Lease Partnership)	Info-Ctrl Limited
Birmingham Schools SPC Holdings Phase 1A Limited	Learning Labs Limited
Birmingham Schools SPC Phase 1A Limited*	Midlands Industrial Association Ltd
Birmingham Schools SPC Holdings Phase 1B Limited	Mutt Motorcycles Limited*
Birmingham Schools SPC Phase 1B Limited*	Natural HR Limited
Birmingham Wholesale Market Company Limited*	Obillex Limited
Bridge Street Management Ltd	Opinsta Limited
Central Technology Belt	Owned It
Crowd Technologies	Pure Business Services Limited
CSR City Limited	Stockfield Community Association
Droplet Online	Stockfield Community Association (Subsidiary) Ltd
Ex Cathedra	UK Municipal Bonds Agency Plc*
Eyoto Group Limited	Veolia Environmental Services Birmingham Ltd*
Foodient T/A Whisk	Vision Technologies
Formatzone Limited	West Midlands Growth Company Limited*
Friends of Rectory park	Wetakestock Limited

The Council also has representation on the board of a number of organisations but has no associated shareholding or entitlement to returns from the organisation. Details of the relevant companies are detailed below. Those organisations highlighted with an asterisk had transactions with the Council in excess of £0.1m in 2018/19.

Acocks Green Primary School Academy*	Greenholm Primary School Academy
Active Wellbeing Society Limited*	Heart Of England NHS FT
Alston Primary School Academy*	Heathfield Primary School Academy*
Ark Tindal Primary School Academy*	Joseph Chamberlain College*
Bartley Green School Academy*	King Edward VI Academy Trust*
Birmingham Asian Resource Centre	Leigh Primary School Academy*
Birmingham Citizens Advice Bureau Service Ltd*	Midlands Arts Centre
Birmingham Disability Resource Centre*	Millennium Point Property Ltd*
Birmingham Opera Company	Millennium Point Trust
Birmingham Organising Committee for the 2022 Commonwealth Games Limited*	Shenley School Academy
Birmingham Repertory Theatre*	St. Basil's*
Birmingham Royal Ballet*	St. Michael's Primary School Academy
Birmingham Settlement Ltd*	St. Paul's Community Development Trust*
Birmingham Voluntary Service Council*	Thorns Collegiate Academy
Bournville College	Tile Cross Academy School*

Bournville Village Trust*	Warren Farm Primary School Academy*
Castle Vale Neighbourhood Partnership Board	Warwickshire County Cricket Club*
City of Birmingham Symphony Orchestra*	West Midlands Ambulance Service
Clifton Road Youth Centre	West Midlands Combined Authority*
Cockshut Hill Technology College Academy*	West Midlands Fire and Rescue Authority
Cottesbrooke Infant and Nursery School Academy*	Wilson Stuart School Academy*
Dance Xchange	Witton Lodge Community Association Ltd*
Greater Birmingham and Solihull LEP Ltd.	

Business Improvement Districts (BID) are business led partnerships, created to deliver additional services to local businesses. A BID covers a defined area in which a levy is charged on all business rate payers, which is then used to develop projects that will benefit business within the area. The Council has representation on BID boards within the Birmingham area as detailed below. Those organisations highlighted with an asterisk had transactions with the Council in excess of £0.1m in 2018/19.

Acocks Green Village BID	Northfield Town Centre BID
Colmore Business District BID	Retail Birmingham Limited*
Erdington Town Centre Partnership	Soho Road BID
Harborne Village BID Limited	Southside BID
Jewellery Quarter Development Trust CIC	Sutton Coldfield Town Centre BID
Kings Heath BID	Westside Partnership Limited

Tenant Management Organisations (TMO) – The Council, whilst not having shareholding, entitlement to returns, nor board representation, does still hold significant influence over these bodies. Those highlighted with an asterisk had transactions with the Council in excess of £0.1m in 2018/19.

Bloomsbury Estate Management Board*	Manor Close Residents' Management Organisation
Four Towers TMO*	Roman Way Estate Community Interest Company*
Holly Rise Housing Co-operative	

Other Related Parties

In addition to the companies where the Council has influence through its share ownership or representation on the board, set out above, the Council has had transactions of over £100,000 within 2018/19 with the following organisations which fall within the definition of related parties:

Accessible Transport Group Limited	Norton Hall Children and Family Centre
Anthony Collins Solicitors	Penderels Trust Limited
Birmingham and Solihull Mental Health Trust	Sandwell and West Birmingham Hospitals
Birmingham and Solihull Women's Aid	NHST
Birmingham Community Healthcare NHSFT	Sandwell College
Birmingham Women's and Children's NHSFT	Shencare Community Transport Trust
Birmingham YMCA	Sir Josiah Mason Trust
ESN Solicitors	South and City College (Birmingham) Limited
Focus Birmingham	St. Anne's Hostel
Highclare Independent School	Thompsons Solicitors
Leigh Trust	University Hospital Birmingham Foundation
	Trust
	Yardley Great Trust

The value of transactions for other, non-consolidated, related parties, individually less than £100,000 within 2018/19 was net expenditure of £0.4m (£1.2m expenditure and £0.8m income).

Note 49**The Council Acting as Agent**

The Council acts as an intermediary in its role as agent for a number of external bodies. The Council processes transactions through its financial ledger but does not include them in its financial statements as there is no exposure to significant risk or reward associated with the transactions. Details of the major activities where the Council acts as agent are detailed below:

Agency Role	No	Level of Reserve	Gross Expenditure
		£m	£m
Provision of External Payrolls	133	-	292.6
Accountable Body	30	201.7	175.3
Business Rate Pooling	8	2.0	138.6
Arrangements supporting Housing activities	5	1.1	6.4
Reporting of Trust activities	22	24.7	0.5
Subsidiary Companies	5	28.1	0.1
Other transactions	10	0.6	0.3

External Payrolls

The Council provides payroll services to external organisations, including Academy Schools and Colleges of Further Education, using capacity within its payroll system. Whilst the cost of providing the service is charged to the external organisation and forms part of the CIES, the payroll records for the external organisations do not form part of the Council's financial statements.

Accountable Body Role

The Council acts as accountable body for a number of external activities, including the Greater Birmingham & Solihull Local Enterprise Partnership (the LEP), Local Enterprise Zones and the England Illegal Money Lending Team.

The Council records and reports the financial activities of the bodies for which it is accountable and may receive directly the funds allocated to the activities and incur expenditure as directed by the external party. The Council may also receive funds in its own right from the arrangement to support eligible projects, which will form part of the Council's financial statements.

Greater Birmingham & Solihull Local Enterprise Partnership

Resources have been made available through a number of Government sources, including the Regional Growth Fund where the Council has been identified as the accountable body. In its role as accountable body, under the terms and conditions of the funding arrangements, the Council has no entitlement to:

- retain any interest generated as a result of the provision of state funds;
- use the state funds in any way other than as provided for in the offer letter.

The Council acts as accountable body for the resources provided on behalf of the LEP. The Council may receive direct funding to support eligible projects as determined by the LEP's independent investment boards and committees.

Enterprise Zones

The Council provides accountancy support, collecting Business Rate contributions through its role as agent for the Collection Fund and making payments on its behalf against LEP approved projects as contained in the Enterprise Zone Investment Programme.

England Illegal Money Lending Team

The England Illegal Money Lending Team seizes and holds cash from third parties temporarily as part of its accountable body activities on behalf of the Courts.

Business Rate Pooling

Details of the Greater Birmingham and Solihull Business Rates Pooling Arrangement are set out in Note 48 to these financial statements.

Housing Activities

For a number of mixed tenure housing developments on Council owned land, the Council receives payment for any market sales prior to distribution between the Council and the developer.

Trusts

The Council provides administrative and accountancy support to a number of trusts and some of those are transacted through the Council's bank accounts. Included within this group are activities related to the collection of rent and management of properties on behalf of Housing Trusts and Community Associations.

Subsidiary Companies

Following the disposal of the Council's interests in NEC Group Limited, NEC (Developments) Plc has a minimal number of transactions going through it in respect of its loan stock. The company is consolidated into the Council's Group Accounts. The Council provided guarantees to the Trustees of the Fund and the Scheme to meet the current and future funding obligations that may arise in respect of the liabilities. In 2018/19, the Council has set up an arrangement through PETPS (Birmingham) Capital, PETPS (Birmingham) General Partner Limited and their joint partnership, PETPS (Birmingham) Pension Funding Scottish Limited Partnership that will enable the Council to spread the implications of the guarantee across the anticipated deficit recovery period.

Other

The Council provides accountancy support to:

- a number of National and Regional bodies, collecting contributions and making payments on their behalf
- service users who require support in managing their resources.

Note 50 Trust Funds

The Council administers a number of trust funds which have been established from donations and bequests made to it to meet a variety of objectives and purposes. The total funds held at 31 March 2019 was £29.8m (2017/18: £28.8m). The trust funds do not represent assets of the Council and have not been included in the Consolidated Balance Sheet. The major trust funds are detailed below.

	Balance at 31 March 2018	Income	Expenditure	Balance at 31 March 2019
	£m	£m	£m	£m
Council acting as Sole Trustee				
Birmingham Municipal Charity - general charitable objectives	0.7	-	-	0.7
Charles Baker Trust – for the elderly and disabled	0.3	-	-	0.3
Cropwood Estate – management of the estate	14.8	0.1	-	14.9
Elford Trust – healthy recreation for Birmingham citizens	3.5	0.6	-	4.1
Harriet Louisa Loxton Charity – for the aged and infirm	1.8	0.2	0.1	1.9
Highbury Trust – for the benefit of the citizens of Birmingham	2.0	0.1	0.1	2.0
Other	0.2	-	-	0.2
Total Council acting as Sole Trustee	23.3	1.0	0.2	24.1
Council acting as Custodian				
Alderson – to let dwelling houses to ex-servicemen and other persons in need	0.4	0.1	-	0.5
Bodenham Trust – for children with special educational needs	0.7	-	-	0.7
Clara Martineau Trust – for children with special educational needs	4.1	0.4	0.2	4.3
The Lord Mayor's Charity Appeal – for charitable purposes	0.1	-	0.1	-
Moseley Road Friends Institute – provision and maintenance	0.2	0.1	0.1	0.2
Other	-	-	-	-
Total Council acting as Custodian	5.5	0.6	0.4	5.7
Total Trust Balances	28.8	1.6	0.6	29.8

Analysis of the assets of the main funds:

	Restricted Funds at 31 March 2019	Unrestricted Funds at 31 March 2019	Total Funds at 31 March 2019
	£m	£m	£m
Council acting as Sole Trustee			
Birmingham Municipal Charity - general charitable objectives	0.7	-	0.7
Charles Baker Trust – for the elderly and disabled	0.1	0.2	0.3
Cropwood Estate – management of the estate	0.5	14.4	14.9
Elford Trust – healthy recreation for Birmingham citizens	3.8	0.3	4.1
Harriet Louisa Loxton Charity – for the aged and infirm	1.6	0.3	1.9
Highbury Trust – for the benefit of the citizens of Birmingham	2.0	-	2.0
Other	0.1	0.1	0.2
Total Council acting as Sole Trustee	8.8	15.3	24.1
Council acting as Custodian			
Alderson – to let dwelling houses to ex-servicemen and other persons in need	-	0.5	0.5
Bodenham Trust – for children with special educational needs	0.7	-	0.7
Clara Martineau Trust – for children with special educational needs	3.8	0.5	4.3
Moseley Road Friends Institute – provision and maintenance	0.2	-	0.2
Other			
Total Council acting as Custodian	4.7	1.0	5.7
Total Assets	13.5	16.3	29.8

SUPPLEMENTARY FINANCIAL STATEMENTS 2018/19

Housing Revenue Account - Income and Expenditure Statement

The Housing Revenue Account (HRA) reflects a statutory obligation to maintain a revenue account for local Council housing provision in accordance with Part 6 of the Local Government and Housing Act 1989. The Account is required to be self-financing and cannot subsidise or be subsidised by the General Fund. The HRA Income and Expenditure Statement shows the economic cost in the year of providing housing services in accordance with generally accepted accounting practices, rather than the amount to be funded from rents and government grants. The Council charges rents to cover expenditure in accordance with regulations; this may be different from the accounting cost. The increase or decrease in the year, on the basis of which rents are raised, is shown in the Movement on the HRA Statement.

The Council has adopted IFRS 9, *Financial Instruments*, for the first time in 2018/19 as a modified retrospective adjustment. Provision for expected credit losses is included in the surplus/deficit for the year for 2018/19 (2017/18 the provision for bad debts was included in total expenditure).

2017/18		2018/19
£m	Note	£m
	Income	
(258.6)	Dwellings rents	(253.6)
(9.1)	Non-dwellings rents	(11.4)
(19.0)	Charges for services and facilities	(19.8)
(286.7)	Total Income	(284.8)
	Expenditure	
53.5	Repairs and maintenance	50.3
82.5	Supervision and management	86.1
5.4	Rent, rates, taxes and other charges	5.5
50.6	Depreciation and impairment charge	52.0
		H3 & H6
0.2	Debt management costs	0.3
4.5	Movement in the allowance for bad debts (not specified by the Code)	-
196.7	Total Expenditure	194.2
(90.0)	Net Expenditure/(Income) of HRA Services as included in the whole authority Comprehensive Income and Expenditure Statement and Net (Income) / Cost of HRA Services	(90.6)

HRA share of the operating income and expenditure included in the Comprehensive Income and Expenditure Statement:

-	Change in fair value of financial instruments	4.4
51.3	Interest payable and similar charges	50.4
0.4	Amortisation of premia and discounts	0.5
(0.5)	HRA interest and investment income	(0.6)
(19.0)	(Gains)/ Losses on the disposal of HRA non-current assets	(20.9)
3.8	Pensions interest cost and expected return on pensions assets	8.1
(4.8)	Capital Grants and Contributions Receivable	(3.0)
(58.8)	(Surplus)/Deficit for the Year on HRA Services	(51.7)

Movement on the Housing Revenue Account Statement

2017/18		2018/19
£m		£m
(58.8)	(Surplus)/Deficit for the year on the HRA Income and Expenditure Account	(51.7)
56.4	Adjustments between accounting basis and funding basis under statute (Note 18)	46.8
(2.4)	Net (increase) / decrease before transfers to / (from) reserves	(4.9)
2.3	Transfers to / (from) reserves	4.3
(0.1)	(Increase) / decrease for the year on HRA balance	(0.6)
(4.7)	HRA Balance Brought Forward	(4.8)
(4.8)	HRA Balance Carried Forward	(5.4)

Notes to the Housing Revenue Account

H1. Housing Stock

The types of properties (including Shared Ownership properties) owned by the Council at 31 March comprise:

31 March 2018		31 March 2019
3,715	1 bedroom bungalows	3,712
15,036	1 bedroom flats	14,947
52	1 bedroom houses	58
295	2 bedroom bungalows	294
10,708	2 bedroom flats	10,586
8,428	2 bedroom houses	8,393
30	3 or more bedroom bungalows	30
4,009	3 or more bedroom flats	3,937
19,180	3 or more bedroom houses	18,879
61,453	Total housing stock	60,836

The change in the property numbers is analysed below:

2017/18		2018/19
62,070	Stock at 1 April	61,453
(784)	Sales	(680)
(119)	Demolitions / transfers	(118)
286	Acquisitions	181
61,453	Stock at 31 March	60,836

The Balance Sheet values of HRA non-current assets are as follows:

31 March 2018		31 March 2019
£m		£m
2,283.8	Council dwellings/garages	2,445.0
23.7	Assets under Construction	12.7
37.8	Other land and buildings	44.2
2,345.3	Total operational assets	2,501.9
19.2	Non-operational assets	19.6
2,364.5	Total	2,521.5

The housing stock, land and other property within the HRA are valued in line with the MHCLG Guidance on Stock Valuation for Resource Accounting published in November 2016. The basis of the valuation for the housing stock element is in accordance with the

Royal Institution of Chartered Surveyors using the Existing Use Value - Social Housing basis, which takes open market value for the underlying dwellings and applies a discount factor to reflect the reduced value as a result of use for social housing for 2018/19 of 40%. The change reflects properties lost through sales, demolitions, acquisitions, and revaluation of Beacon Values and depreciation. £108.6m was spent on HRA dwellings during the year.

As at 31 March 2019, the Council also owned 118 dwellings (31 March 2018: 86) that were occupied by trespassers following the death or departure of the tenant of that property. These properties are, therefore, not available for social housing. These properties are not considered to have a value whilst they are occupied in this way, but if they were to become available for social housing, their value, on the basis of an Existing Use Value – Social Housing (EUV-SH) would be £4.7m (31 March 2018: £3.2m).

The value of the Council dwellings is broken down into components as follows:

31 March 2018		31 March 2019
£m		£m
547.4	Land	595.7
19.2	Kitchens	18.2
23.1	Bathrooms	22.7
34.3	Windows	34.9
52.4	Heating	51.4
18.4	Roofs	11.2
1,589.0	Remaining Structure	1,710.9
2,283.8	Total	2,445.0

H2. Value of Dwellings on Vacant Possession

(a) The vacant possession value of dwellings within the Council's HRA, valued in accordance with the Guidance, as at 31 March 2019 is £5,890.3m.

(b) The difference between the above figure and the figure of £2,445.0m in the Balance Sheet notionally represents diminution in the value of assets caused by their being let at social housing rents, according to the MHCLG's stock valuation model as explained in Supplementary Note H1.

H3. Revaluations and Impairment Charges

Revaluations and impairment charges reflect an increase or reduction in the value of property due to the economic environment or an event that has occurred to the assets. This could include a decline in demand, obsolescence, and commitments to make significant changes to housing. There has been no identified impairment in HRA asset values in 2018/19 (2017/18: £nil). The net value of HRA dwellings has increased by £161.2m to £2,445.0m.

H4. Major Repairs Reserve

A transfer is made to the Major Repairs Reserve each year of a value equivalent to the amount charged to the HRA for depreciation of dwellings based on the componentised valuation of the dwellings and individual component residual lives, to make provision for ongoing elemental renewal over the longer term.

The main movements on the Major Repairs Reserve are set out below

2017/18		2018/19
£m		£m
39.0	Balance on Major Repairs Reserve at 1 April	28.6
50.3	Amount transferred to Major Repairs Reserve during the year	51.7
(60.7)	Charge to the Major Repairs Reserve during the financial year in respect of capital expenditure on the land, houses and other property within the Council's HRA	(55.4)
28.6	Balance on Major Repairs Reserve at 31 March	24.9

H5. Capital Expenditure on HRA Assets

Expenditure on HRA assets was funded from the following sources:

2017/18		2018/19
£m		£m
48.3	Usable Capital Receipts (Right to Buy/Land)	43.4
60.7	Major Repairs Reserve	55.4
0.3	HRA Revenue contributions	0.2
-	Prudential Borrowing	1.0
4.1	Other resources	8.6
113.4		108.6

The total capital receipts from disposals of land, houses and other property within the HRA during the financial year was £54.5m (land £14.9m, houses £39.6m). The values for 2017/18 were £58.9m (land £19.9m and houses £39.0m). The Government operates a capital receipts pooling framework and of these amounts £6.3m was paid to Central Government (2017/18: £6.3m).

H6. Depreciation Charges

The total charge for depreciation for the houses and other property within the Council's HRA is £51.7m (2017/18: £50.3m). The depreciation charge is calculated by reference to an

assessment of the remaining useful life of the key components of each individual dwelling valued on a depreciated replacement cost basis.

H7. Contribution from Pension Reserve

The Comprehensive Income and Expenditure Statement includes pension costs calculated in accordance with International Accounting Standard (IAS) 19 as described in detail in Note 22 to the Financial Statements. To ensure that these costs do not affect the level of HRA balances and Council House rents, an appropriation is made from the Pensions Reserve so that the movement in balances only reflects the actual employer's pension contribution.

H8. Rent Arrears

Rent arrears from current tenants at 31 March 2019 totalled £12.5m (2017/18: £12.9m). Other arrears including Housing Benefit overpayments, leaseholder major works and miscellaneous services totalled £28.3m at 31 March 2019 (2017/18: £23.4m).

A provision for bad debts has been made to meet possible future write offs of rent and other services/leaseholder/benefit overpayments. The provision was £31.5m at 31 March 2019 (2017/18: £31.4m) and has been calculated based on value/aged analysis in accordance with Government guidelines.

31 March 2018		31 March 2019
£m		£m
12.9	Current tenants	12.5
13.8	Housing benefit overpayment	13.4
9.6	Other debt (services/leaseholders)	14.9
36.3	Total arrears	40.8
31.4	Provision for bad debts	31.5

Collection Fund Income and Expenditure Account

The Collection Fund Income and Expenditure Account reflects the statutory requirement for the Council to maintain a separate Collection Fund for Council Tax and Business Rates or National Non Domestic Rates (NNDR). The statement shows transactions in relation to the collection of income from tax payers and the distribution to major preceptors and the Council itself, as principal. The resulting balance is apportioned between the Council and major preceptors.

2017/18				2018/19		
Council Tax	NNDR	Total		Council Tax	NNDR	Total
£m	£m	£m		£m	£m	£m
(364.1)		(364.1)	Collectable Council Tax	(387.1)		(387.1)
(364.1)		(364.1)	Collectable Business Rates	(387.1)	(448.5)	(387.1)
	8.2	8.2	Transitional Payment Payable to Government		1.8	1.8
	(445.7)	(445.7)			(446.7)	(446.7)
	(1.5)	(1.5)	Enterprise Zone Deficit Repayable to the Collection Fund		(2.6)	(2.6)
			Apportionment of Prior Year Deficit:			
-	(9.9)	(9.9)	Birmingham City Council	-	-	-
	(10.1)	(10.1)	Central Government		(1.8)	(1.8)
-	(0.2)	(0.2)	West Midlands Fire & Rescue Authority	-	-	-
-	-	-	West Midlands Police and Crime Comm.	-	-	-
-	(20.2)	(20.2)	Total Apportionment of Prior Year Deficit	-	(1.8)	(1.8)
(364.1)	(467.4)	(831.5)	TOTAL INCOME	(387.1)	(451.1)	(838.2)
Expenditure						
2017/18				2018/19		
Council Tax	NNDR	Total		Council Tax	NNDR	Total
£m	£m	£m		£m	£m	£m
313.6	400.9	714.5	Precepts Demands & Shares Incl Prior Years Surplus:	329.3	436.9	766.2
0.1		0.1	Birmingham City Council	0.1		0.1
1.8		1.8	New Frankley in Birmingham Parish Council	1.9		1.9
	-	-	Sutton Coldfield Town Council		-	-
14.2	4.0	18.2	Central Government	14.7	4.4	19.1
28.9		28.9	West Midlands Fire & Rescue Authority	32.2		32.2
			West Midlands Police and Crime Comm.			
9.0	9.1	18.1	Charges:	6.1	11.1	17.2
			Increase/(Decrease) in Provision for Bad and Doubtful Debts			
	11.9	11.9	Increase/(Decrease) in Provision for Appeals		5.1	5.1
	1.9	1.9	Cost of Collection		1.8	1.8
367.6	427.8	795.4	TOTAL EXPENDITURE	384.3	459.3	843.6
3.5	(39.6)	(36.1)	(Surplus)/Deficit for the year	(2.8)	8.2	5.4
(5.6)	23.9	18.3	(Surplus)/Deficit brought forward	(2.1)	(15.7)	(17.8)
(2.1)	(15.7)	(17.8)	(Surplus)/Deficit carried forward	(4.9)	(7.5)	(12.4)

Notes to the Collection Fund**C1. Contributions from Council Taxpayers**

The Council's tax base at January 2018 (the number of chargeable dwellings in each valuation band net of discounts) converted to an equivalent number of Band D dwellings was calculated as follows:

Band	Number of Properties	Ratio	Band D equivalent dwellings
AR	161	5/9	90
A	86,397	6/9	57,598
B	88,590	7/9	68,903
C	60,283	8/9	53,585
D	31,761	1	31,761
E	18,031	11/9	22,038
F	8,135	13/9	11,751
G	5,408	15/9	9,013
H	765	18/9	1,530
Total	299,531		256,269
Less adjustment for collection rate			(7,431)
			248,838

The level of Council Tax is calculated at the beginning of the year and is calculated so as to ensure that the Council has enough money to pay for the services it provides. The amount of tax paid by local residents is based on how much it is estimated that the property they live in would have been worth in 1991. There are nine property valuation bands, AR to H.

The total required by the Collection Fund is divided by the Council Tax base. The Tax base represents the number of properties in the City, expressed as equivalent Band D properties. The level of Council Tax paid for a Band D property is the total income required divided by the Council Tax base, subject to any discounts to which a Council Tax payer may be entitled. The amount is adjusted for discounts and exemptions that particular residents in the City are entitled to.

The figures for the New Frankley in Birmingham Parish Council are:

Band	Number of Properties	Ratio	Band D equivalent dwellings
AR	1	5/9	1
A	690	6/9	460
B	1013	7/9	787
C	85	8/9	76
D	52	1	52
E	1	11/9	1
F	-	13/9	-
G	-	15/9	-
H	1	18/9	2
Total			1,379
Less adjustment for collection rate			(40)
			1,339

The figures for Sutton Coldfield Town Council are:

Band	Number of Properties	Ratio	Band D equivalent dwellings
AR	1	5/9	1
A	1,699	6/9	1,133
B	3,991	7/9	3,104
C	6,219	8/9	5,528
D	8,394	1	8,394
E	7,873	11/9	9,623
F	3,870	13/9	5,590
G	2,447	15/9	4,078
H	351	18/9	702
Total			38,153
Less adjustment for collection rate			(1,106)
			37,047

C2. Business Ratepayers

The Council collects Business Rates (NNDR) receipts for its area, which are based on local rateable values multiplied by a uniform rate which is set by the Government (48.0p for 2018/19: 46.6p for 2017/18). The total non-domestic rateable value at 31 March 2019 was £1,124.96m (31 March 2018: £1,123.03m).

Since 1 April 2017, the Council has been included in a 100% Local Business Rates Retention pilot. The amount raised each year, less certain reliefs and adjustments, is distributed on the following basis:

- 99% - Birmingham City Council
- 1% - The West Midlands Fire and Rescue Authority.

Previously Business Rates were distributed on the following basis:

- 50% - Central Government
- 49% - Birmingham City Council
- 1% - The West Midlands Fire and Rescue Authority.

C3. Precept Payments

The preceptors on the Council Tax element of the Collection Fund are the City Council, New Frankley in Birmingham Parish Council, Sutton Coldfield Town Council, the West Midlands Fire and Rescue Authority and the West Midlands Police and Crime Commissioner.

The preceptors on the Business Rates element of the Collection Fund are the City Council and the West Midlands Fire and Rescue Authority.



Statement of GROUP Accounts 2018/19

NARRATIVE REPORT

Introduction

In common with many other local authorities, the Council uses different forms of service delivery, where this is appropriate. In some cases, it has created separate companies with its partners to deliver those services. The use of separate companies means that the Council's single entity financial statements on their own do not fully reflect the assets and liabilities or income and expenditure associated with all of its activities. The Group Accounts more fully reflect the overall financial picture of the Council's activities.

This section presents the statutory financial statements for Birmingham City Council Group (the Group) for the period from 1 April 2018 to 31 March 2019. The financial statements have been prepared in accordance with the Code of Practice on Local Authority Accounting in the United Kingdom 2018/19 (The Code) published by the Chartered Institute of Public Finance and Accountancy (CIPFA). The aim of the Group Accounts is to provide the reader with an overall view of the material economic activities of the Council.

These Group Accounts have been prepared using uniform accounting policies for like transactions and other events in similar circumstances. The accounting policies of its subsidiaries, associates and joint ventures have been aligned with the policies of the Council, for the purposes of Group Accounts, where materially different. Such adjustments as are necessary to align the Group Accounting Policies are made as consolidation adjustments.

This narrative report provides a summary of the Group's financial position and details of material items that have impacted on the accounts during the year.

The financial statements contain a number of technical accounting terms and concepts. A glossary of the major accounting terms has been provided at the end of the financial statements to help the reader's understanding.

The pages which follow contain the Group's Financial Statements for the year ended 31 March 2019, with comparative figures for the previous financial year.

Consolidation of Subsidiaries, Associate Companies and Joint Ventures

The Council operates through a variety of undertakings, either exercising full control of an organisation (subsidiary undertakings) or in partnership with other organisations (associate undertakings or joint ventures). To provide a full picture of the activities of the Council, Group Accounts have been prepared which include those organisations where the interest and the level of activity is considered material to the Group as a whole.

The Council has incorporated one new company, Birmingham Children's Trust Community Interest Company, into its Group consolidation in 2018/19 as it became operational from 1 April 2018 and its level of activity is considered material. The Children's Trust is responsible for the delivery of social care services for children with all its activities being delivered through a contract with the Council. The company is a community interest company with the Council as sole member. However, the company is asset locked and the Council has no entitlement to any assets of the company. Further details are set out in note G24.

The Council disposed of its assets in Innovation Birmingham Limited on 18 April 2018.

The entities consolidated into the Council's Group Accounts are:

Subsidiaries

Acivico Limited
 Birmingham Children's Trust CIC – from 1 April 2018
 Birmingham City Propco Limited
 Innovation Birmingham Limited – to 18 April 2018
 InReach (Birmingham) Limited
 National Exhibition Centre (Developments) Plc
 PETPS (Birmingham) Limited
 PETPS (Birmingham) Pension Funding Scottish Limited Partnership

Associates

Birmingham Airport Holdings Limited
 Service Birmingham Limited – to 31 December 2017 and for comparative purposes only

Joint Venture

Paradise Circus General Partner Limited

Further detail regarding the Council's relationship with the above companies is given in notes G24 and G25.

The Council maintains involvement with a number of other related entities where the assets and liabilities of the companies are not included in these Group Financial Statements, either on the basis of materiality or that the Council does not exercise control or has no significant influence over the operation of the entity. Further details are set out in Note 48, Related Parties to the Council entity accounts.

The Main Financial Statements

The following statements consolidate the accounts of the Council with those of its subsidiaries, associates and joint venture. Transactions between the Council and its Group entities are eliminated on consolidation. Details of the inter-company transactions are set out in Note 48, Related Parties, to the entity accounts.

The Group Comprehensive Income and Expenditure Statement (GCIES) – provides the accounting cost in year recognised by the Group, in a specified format, in accordance with generally accepted accounting practices. Details of the net surplus/ (deficit) on the provision of services is detailed below.

	2017/18		2018/19	
	Entity £m	Group £m	Entity £m	Group £m
Surplus/(Deficit) on Provision of Services	(22.0)	(34.1)	(112.4)	(178.8)

The 2018/19 GCIES shows an adverse movement of £144.7m in the movement on the net Surplus/(Deficit) on Provision of Services compared to 2017/18. Details of the major movements are set out in the Narrative Report in the Council entity accounts.

Group Movement in Reserves Statement (GMiRS) – provides a reconciliation of the movement in year on the different reserves held and how the balance of resources generated or used in the year reconciles to the Council's statutory requirements for raising Council Tax.

Group Balance Sheet – shows the value of assets and liabilities recognised by the Group at 31 March 2019 and the level of reserves, split into usable and unusable.

	2017/18		2018/19	
	Entity £m	Group £m	Entity £m	Group £m
Long Term Assets	6,164.4	6,159.5	6,255.4	6,255.8
Current Assets	459.7	467.0	471.3	467.6
Current Liabilities	(1,357.0)	(1,374.0)	(1,099.5)	(1,086.1)
Long Term Liabilities	(5,814.9)	(5,820.1)	(5,870.1)	(5,956.7)
Net Assets/(Liabilities)	(547.8)	(567.6)	(242.9)	(319.4)
Represented by:				
Usable Reserves	969.9	938.0	937.4	852.9
Unusable Reserves	(1,517.7)	(1,505.6)	(1,180.3)	(1,172.3)
Total Reserves	(547.8)	(567.6)	(242.9)	(319.4)

The net liability has decreased by £248.2m to £319.4m. This is mainly due to an increase in the carrying value of Property, Plant & Equipment together with reduction in the overall level of borrowing.

The difference in the level of usable reserves between the entity accounts and the group accounts has increased by £52.6m, rising from a gap of £31.9m to £84.5m. This increase is mainly due to the way that the pension liabilities of companies are shown. Within the Council, there is a statutory override which allows the impact of a net pension deficit to be reflected in unusable reserves whilst in companies, the pension deficit impacts directly on usable reserves. The transfer of staff to Birmingham Children's Trust CIC would have had the impact of switching a deficit reserve held in unusable reserves as at 31 March 2018 to a deficit reserve in usable reserves at 31 March 2019.

Group Cash Flow Statement – shows how the Group generates and uses cash during the year and the impact this has on the balances of cash and cash equivalents.

Group Comprehensive Income and Expenditure Statement

This statement shows the income and expenditure recognised by the Group during the reporting period. Discontinued operations relate to Innovation Birmingham which was treated as Assets Held for Sale at 31 March 2018. The details for 2017/18 have been restated following the Council restructure, details of which are set out in Note 8 in the entity accounts and in Note G3.

Gross Expenditure	2017/18 (Restated)		Note	2018/19		Gross Expenditure	Gross Income	Net Expenditure
	Gross Income	Net Expenditure		Gross Expenditure	Gross Income			
£m	£m	£m		£m	£m	£m	£m	£m
			Continuing Operations					
554.9	(207.4)	347.5	Adult Social Care & Health		547.0	(213.6)		333.4
1,111.4	(800.9)	310.5	Children & Young People		1,235.9	(792.6)		443.3
264.3	(86.5)	177.8	Place		294.4	(84.3)		210.1
155.2	(90.8)	64.4	Economy		177.7	(99.1)		78.6
9.8	(1.3)	8.5	HR Directorate		18.8	(1.7)		17.1
627.5	(585.9)	41.6	Strategic Services		591.1	(550.9)		40.2
6.7	(7.6)	(0.9)	Finance & Governance		5.1	(14.2)		(9.1)
34.5	(64.5)	(30.0)	Centrally Managed		3.7	(58.7)		(54.9)
-	-	-	Superannuation Adjustment		46.8	-		46.8
3.2	-	3.2	Chief Executive & Assistant Chief Executive		2.8	(0.3)		2.5
196.7	(286.7)	(90.0)	Housing Revenue Account		194.2	(284.8)		(90.6)
2,964.2	(2,131.6)	832.6	Total Cost of Continuing Operations		3,117.5	(2,100.1)		1,017.4
6.2	(4.5)	1.7	Discontinued Operations	G5	0.2	(0.2)		-
2,970.4	(2,136.1)	834.3	Total Cost of Services		3,117.7	(2,100.3)		1,017.4
77.5		77.5	Other Operating Expenditure		65.1	-		65.1
289.9	(55.5)	234.4	Financing and Investment Income and Expenditure	G6	300.4	(80.1)		220.3
1.8	(1,113.9)	(1,112.1)	Taxation and Non-Specific Grant Income		2.4	(1,126.4)		(1,124.0)
		34.1	(Surplus)/Deficit on Provision of Services					178.8
		(6.0)	Share of the (surplus)/deficit on the Provision of Services of Associates					(2.3)
		-	Tax Expense of Subsidiaries					-
		1.5	Tax Expense of Associates					1.2
		29.6	Group (Surplus)/Deficit					177.7
			Items that will not be reclassified to the (Surplus)/Deficit on the Provision of Services					
		(395.7)	(Surplus) / deficit on revaluation of Property, Plant and Equipment assets	G7				(230.9)
		0.2	Impairment losses on non-current assets charged to the revaluation reserve					4.0
		(158.7)	Remeasurement of the net defined benefit liability	G21				(203.8)
		5.6	Share of Other Comprehensive Income and Expenditure of Associates and Joint Ventures					4.8
		(548.6)						(425.9)
			Items that may be reclassified to the (Surplus)/Deficit on the Provision of Services					
		0.8	(Surplus) / deficit on revaluation of available for sale financial assets					-
		0.8						-
		(547.8)	Other Comprehensive (Income) / Expenditure					(425.9)
		(518.2)	Total Comprehensive (Income) / Expenditure					(248.2)

Group Movement in Reserves Statement

This statement shows the movement in the year on the different reserves held, analysed into 'usable reserves' (that is, those that can be applied to fund expenditure or reduce local taxation) and other reserves.

	General Fund Balance	Housing Revenue Account	Capital Receipts	Major Repairs Reserve	Capital Grants Unapplied Account	Total Usable Reserves	Unusable Reserves	Total Council Reserves	Council's Share of Reserves of Subsidiaries, Associates and Joint Ventures	Total Group Reserves
	£m	£m	£m	£m	£m	£m	£m	£m	£m	£m
Balance at 1 April 2017	412.9	4.7	278.3	39.0	95.2	830.1	(1,903.4)	(1,073.3)	(12.5)	(1,085.8)
Movement in Reserves during 2017/18										
Surplus/(Deficit) on the provision of services	(62.9)	58.8				(4.1)		(4.1)	(25.5)	(29.6)
Other Comprehensive Income and Expenditure							547.5	547.5	0.3	547.8
Total Comprehensive Income and Expenditure	(62.9)	58.8				(4.1)	547.5	543.4	(25.2)	518.2
Adjustments between Group Accounts and Council Accounts (Note G22)	(17.9)					(17.9)		(17.9)	17.9	-
Changes in Group Reserves accounted for through equity (G23)									-	-
Net Increase/(Decrease) before Transfers	(80.8)	58.8				(22.0)	547.5	525.5	(7.3)	518.2
Adjustments between accounting basis and funding basis under regulations (Note 18)	177.0	(58.7)	42.1	(10.4)	11.8	161.8	(161.8)	-		-
Increase/(Decrease) in 2017/18	96.2	0.1	42.1	(10.4)	11.8	139.8	385.7	525.5	(7.3)	518.2
Balance at 31 March 2018	509.1	4.8	320.4	28.6	107.0	969.9	(1,517.7)	(547.8)	(19.8)	(567.6)
Movement in Reserves during 2018/19										
Adjustment for the Restatement of Financial Instruments	(0.5)					(0.5)	(0.5)	(1.0)	-	(1.0)
Restated Balance brought forward at 1 April 2018	508.6	4.8	320.4	28.6	107.0	969.4	(1,518.2)	(548.8)	(19.8)	(568.6)
Surplus/(Deficit) on the provision of services	40.7	51.7				92.4		92.4	(270.1)	(177.7)
Other Comprehensive Income and Expenditure						-	418.3	418.3	7.6	425.9
Total Comprehensive Income and Expenditure	40.7	51.7	-	-	-	92.4	418.3	510.7	(262.5)	248.2
Adjustments between Group Accounts and Council Accounts (Note G22)	(204.8)					(204.8)		(204.8)	204.8	-
Changes in Group Reserves accounted for through equity (G23)									1.0	1.0
Net Increase/(Decrease) before Transfers	(164.1)	51.7	-	-	-	(112.4)	418.3	305.9	(56.7)	249.2
Adjustments between accounting basis and funding basis under regulations (Note 18)	215.6	(51.1)	(80.1)	(3.7)	(0.3)	80.4	(80.4)	-		-
Increase/(Decrease) in 2018/19	51.5	0.6	(80.1)	(3.7)	(0.3)	(32.0)	337.9	305.9	(56.7)	249.2
Balance at 31 March 2019	560.1	5.4	240.3	24.9	106.7	937.4	(1,180.3)	(242.9)	(76.5)	(319.4)

Group Balance Sheet

The Group Balance Sheet shows the value as at the Balance Sheet date of the assets and liabilities recognised by the Group.

31 March 2018		Note	31 March 2019
£m			£m
5,735.0	Property, Plant and Equipment	G7	5,832.3
251.6	Heritage Assets		249.8
20.2	Investment Properties	G8	44.6
13.7	Intangible Assets		7.4
3.8	Long Term Investments		4.0
114.7	Long Term Debtors		97.7
20.5	Investments in Associates and Joint Ventures	G25	20.0
6,159.5	Total Long Term Assets		6,255.8
72.6	Short Term Investments		69.7
15.3	Assets Held for Sale		23.4
1.3	Inventories		1.4
321.5	Short Term Debtors	G10	324.6
56.3	Cash and Cash Equivalents		48.5
467.0	Total Current Assets		467.6
(35.4)	Cash and Cash Equivalents		(15.2)
(796.5)	Short Term Borrowing		(552.8)
(333.3)	Short Term Creditors	G11	(321.4)
(20.7)	Liabilities in Disposal Groups	G5	-
(188.1)	Provisions		(196.7)
(1,374.0)	Total Current Liabilities		(1,086.1)
(74.5)	Long Term Creditors	G9	(75.3)
(23.5)	Provisions		(16.6)
(2,644.0)	Long Term Borrowing		(2,763.9)
(462.1)	Other Long Term Liabilities		(444.4)
(2,616.0)	Net Liability on Defined Benefit Pension Scheme	G21	(2,656.5)
(5,820.1)	Total Long Term Liabilities		(5,956.7)
(567.6)	Net Assets/(Liabilities)		(319.4)
938.0	Usable Reserves	G12	852.9
(1,505.6)	Unusable Reserves	G13	(1,172.3)
(567.6)	Total Reserves		(319.4)

Group Cash Flow Statement

The Group Cash Flow Statement shows the changes in cash and cash equivalents of the Group during the reporting period.

2017/18		Note	2018/19
£m			£m
(27.6)	Net Surplus/(Deficit) on Continuing Operations		(177.7)
(2.0)	Net Surplus/(Deficit) on Discontinued Operations	G5	-
(29.6)	Net Surplus/(Deficit) on the provision of services		(177.7)
74.9	Adjustments to net Surplus/(Deficit) on the provision of services for non-cash movements	G17	623.5
(224.1)	Adjustments for items included in the net Surplus/(Deficit) on the provision of services that are investing and financing activities	G17	(262.1)
(178.8)	Net cash flows from Operating Activities		183.7
(149.4)	Investing Activities	G15	(121.7)
316.6	Financing Activities	G16	(49.6)
(11.6)	Net increase/(decrease) in cash and cash equivalents		12.4
32.5	Cash and cash equivalents at the beginning of the reporting period		20.9
20.9	Cash and cash equivalents at the end of the reporting period		33.3

NOTES TO THE GROUP ACCOUNTS

Note G1

Accounting Policies

The Group Financial Statements summarise the Council's and its Group's transactions for the 2018/19 financial year. The Group Financial Statements have been prepared in accordance with the Code of Practice on Local Authority Accounting in the United Kingdom 2018/19, supported by International Financial Reporting Standards (IFRS).

Members within the Group have been classified as either subsidiaries, associates or joint ventures with details included in respect of the classification within Notes G24 and G25. Subsidiaries have been consolidated into the Group Financial Statements on a line by line basis, with associates and joint ventures consolidated under the equity method.

Investments in subsidiaries and associates in the Council's entity accounts are carried at cost rather than fair value less any provision for losses unless there is evidence of impairment.

Notes to the Group Financial Statements have been presented where the figures are materially different from those of the Council entity accounts. Where there are no material differences, the Notes to the Council entity accounts provide the required disclosures.

Accounting policies of the individual members of the Group have been aligned to the Council's accounting policies.

The accounting policies applied to the Group Financial Statements are consistent with those set out in Note 1 to the Council entity accounts, with additional policies specific to the Group set out below.

Disposal of a Subsidiary Company

When a subsidiary company is disposed of, the assets and liabilities of the subsidiary are derecognised at their carrying value at the time of disposal and the value of any consideration received is recognised. The transactions plus any resulting differences are identified in the Profit/Loss on disposal of a subsidiary and form part of the Surplus/Deficit on Provision of Services within the Group Comprehensive Income and Expenditure Statement.

Defined Contribution Pension Schemes

The NEC Limited Group funded two defined benefit schemes, which ceased to provide future service accrual with effect from 30 June 2010 and operated two contributory benefit schemes comprising a Stakeholder Scheme to which only members contribute, and a Group Personal Pension Plan where the company matched member contributions to an agreed maximum. The schemes transferred to PETPS (Birmingham) Limited on 1 May 2015 on the Council's disposal of NEC Ltd. Further information may be found in Note G21.

Defined Benefit Pension Scheme

Acivico Limited and Birmingham Children's Trust CIC participate in the Local Government Pension Scheme (LGPS). The scheme is a funded defined benefit scheme based upon career average salary for benefits accrued since 1 April 2014 and on final pensionable salary for benefits accrued to 31 March 2014. Further information may be found within the Council's entity accounting policies and Note G21.

Note G2**Critical Judgements in Applying Accounting Policies**

In addition to the Critical Judgements, set out in Note 2 of the entity accounts, the Council has considered the following judgement in respect of the application of its accounting policies.

The Council has created a number of companies that are limited by guarantee that are also charitable companies. In such cases the Council is sole member on creation of the company.

The Trustees of a charity have the responsibility for determining the policies and the activities of the company in line with the specific remit of the charity. Where the Council is sole member of the charitable company, it also has, through the Articles of Association, the right to appoint Directors or Trustees to sit on the company board. Whilst the Council has the right to appoint Directors, this right is limited to appointing a minority of Directors such that they have less than 20% of the voting rights. The charitable company board is responsible for the day to day management and for setting the direction of the company. Trustees of charities must always act in the best interest of the charity and not in the interests of the body that appointed them.

Whilst the Council is sole member of charitable companies and whilst it may pass resolutions to impact on the operation of the companies, to date it has not done so. There are also financial barriers to the Council exercising any form of control as this may jeopardise the charitable nature of the organisations which would lead to financial detriment.

On the basis of the above factors, the Council considers that it does not have the current ability to direct the relevant activities of charitable companies given its minority level of representation, the Trustees must act independently of the Council in the best interest of the charity and should the Council exercise any rights through its role as sole member, it is considered that this would have an adverse financial impact. Therefore, the Council does not consider that it should consolidate any charitable companies into the Council's Group Accounts.

Note G3 Prior Period Adjustment

The Council has realigned its reporting structure and the Group Comprehensive Income and Expenditure Statement has been adjusted to reflect the new arrangements. Details of the prior period adjustments are set out in Note 8 of the entity accounts.

	Original GCIES in 2017/18 £m	Adjustment for Directorate Realignment £m	Restated for GCIES 2017/18 £m
Net Expenditure			
Continuing Operations			
Adult Social Care & Health	347.5	-	347.5
Children & Young People Place	310.5	-	310.5
Economy	177.8	-	177.8
HR Directorate	64.4	-	64.4
Strategic Services	-	8.5	8.5
Finance & Governance	53.3	(11.7)	41.6
Centrally Managed	(0.9)	-	(0.9)
Chief Executive & Assistant Chief Executive	(30.0)	-	(30.0)
Housing Revenue Account	-	3.2	3.2
	(90.0)	-	(90.0)
Total Continuing Operations	832.6	-	832.6
Discontinued Operations	1.7	-	1.7
Net Cost of Services	834.3	-	834.3

	Original GCIES in 2017/18 £m	Adjustment for Directorate Realignment £m	Restated for GCIES 2017/18 £m
Gross Expenditure			
Continuing Operations			
Adult Social Care & Health	554.9	-	554.9
Children & Young People Place	1,111.4	-	1,111.4
Economy	264.3	-	264.3
HR Directorate	155.2	-	155.2
Strategic Services	-	9.8	9.8
Finance & Governance	640.5	(13.0)	627.5
Centrally Managed	6.7	-	6.7
Chief Executive & Assistant Chief Executive	34.5	-	34.5
Housing Revenue Account	-	3.2	3.2
	196.7	-	196.7
Total Continuing Operations	2,964.2	-	2,964.2
Discontinued Operations	6.2	-	6.2
Net Cost of Services	2,970.4	-	2,970.4

	Original GCIES in 2017/18 £m	Adjustment for Directorate Realignment £m	Restated for GCIES 2017/18 £m
<u>Gross Income</u>			
Continuing Operations			
Adult Social Care & Health	(207.4)	-	(207.4)
Children & Young People	(800.9)	-	(800.9)
Place	(86.5)	-	(86.5)
Economy	(90.8)	-	(90.8)
HR Directorate	-	(1.3)	(1.3)
Strategic Services	(587.2)	1.3	(585.9)
Finance & Governance	(7.6)	-	(7.6)
Centrally Managed	(64.5)	-	(64.5)
Chief Executive & Assistant Chief Executive	-	-	-
Housing Revenue Account	(286.7)	-	(286.7)
Total Continuing Operations	(2,131.6)	-	(2,131.6)
Discontinued Operations	(4.5)	-	(4.5)
Net Cost of Services	(2,136.1)	-	(2,136.1)

Note G4**Assumptions Made About the Future and Other Major Sources of Estimation
Uncertainty**

Assumptions made about the future and other major sources of estimation and uncertainty are provided in Note 3 to the Council entity accounts.

There are no additional material assumptions to report in respect of the remaining Group Entities.

Note G5 Discontinued Operations

The Council continues to review its partnership arrangements to determine whether there are alternative approaches that may provide a more effective means of delivering services.

As a result of its review, the Council disposed of its interest in Innovation Birmingham Limited on 18 April 2018 through the disposal of head leases in the properties used by the company. Innovation Birmingham Limited was a company, limited by guarantee, with the Council as sole member and was consolidated into the Council's Group Accounts as a subsidiary company. The company's Articles of Association prohibited the distribution of profits.

The Council disposed of its interest in Service Birmingham Limited on 31 December 2017. Service Birmingham Limited was accounted for in the Council's Group Financial Statements as an associate company. Details of the relevant activities are set out below.

Innovation Birmingham

Comprehensive Income and Expenditure Statement

	2017/18 £m	2018/19 £m
Turnover	3.3	0.2
Cost of Sales	(4.4)	(0.2)
Gross Profit/(Loss)	(1.1)	-
Other Operating Income		
Other Operating Expenditure	(0.6)	-
Operating Profit/(Loss)	(1.7)	-
Interest Payable	(0.4)	-
Profit/(Loss) before Taxation	(2.1)	-

Balance Sheet Impact

	31 March 2018 £m
Assets Held for Sale	
Property, Plant & Equipment	13.3
Short Term Debtors	0.8
Cash & Cash Equivalents	0.3
Accounted for as Assets Held for Sale	14.4
Liabilities in Disposal Groups	
Short Term Creditors	(2.6)
Long Term Creditors	(18.1)
Accounted for as Liabilities in Disposal Groups	(20.7)
Net Liabilities	(6.3)
Represented by:	
P&L Reserve	(10.1)
Revaluation Reserve	3.8
Net Equity	(6.3)

Cash Flow

Details of the discontinued operations' cash flow are included in the Cash Flow Statement and in Note G15, Cash Flow Statement – Investing Activities.

Service Birmingham

The gain on disposal of the discontinued operations was determined as follows:

	2017/18
	£m
Consideration Received	11.1
Investment in Associate	(2.4)
Gain on disposal of associate	8.7

Note G6**Financing and Investment Income and Expenditure**

Financing and Investment Income and Expenditure disclosed in the Group CIES are detailed below.

2017/18			2018/19			
Gross Expenditure £m	Income £m	Net £m		Gross Expenditure £m	Income £m	Net £m
184.3	-	184.3	Interest Payable and similar charges	183.2	-	183.2
0.4	-	0.4	Interest Payable by Discontinued Operations	-	-	-
74.1	-	74.1	Net interest on the net defined benefit liability	65.7	-	65.7
-	-	-	(Gain)/Loss on financial assets at amortised cost	18.2	-	18.2
-	-	-	(Gain)/Loss on financial assets at Fair Value through Profit & Loss	-	(9.5)	(9.5)
-	-	-	(Gain)/Loss on the Disposal of Financial Instruments	2.2	-	2.2
-	(16.1)	(16.1)	Interest Receivable and similar income	-	(21.6)	(21.6)
-	(1.6)	(1.6)	Changes in the Fair Value of Investment Properties	-	(10.9)	(10.9)
31.1	(31.7)	(0.6)	(Surplus)/Deficit on trading operations not consolidated within Service Expenditure Analysis in Comprehensive Income and Expenditure Statement	31.1	(32.4)	(1.3)
-	(6.1)	(6.1)	Other investment income and expenditure	-	(5.7)	(5.7)
289.9	(55.5)	234.4	Sub Total	300.4	(80.1)	220.3

Note G7 Property, Plant and Equipment

Details of the Group Property, Plant and Equipment are set out below.

Movement in Balances 2018/19

	Council Dwellings £m	Other land and buildings £m	Vehicles, plant, furniture & equipment £m	Infrastructure assets £m	Community assets £m	Surplus assets £m	Assets under construction £m	Total Property, Plant and Equipment £m	Service Concession Assets included in Property, Plant & Equipment £m
Cost or Valuation									
At 1 April 2018	2,283.8	2,486.2	178.8	629.5	62.1	112.1	196.5	5,949.0	811.9
Additions	102.8	53.7	5.0	30.1	2.3	-	100.3	294.2	32.6
Assets reclassified between categories	16.7	63.3	1.1	1.3	-	-	(96.8)	(14.4)	
Revaluation increases/(decreases) recognised in the Revaluation Reserve	76.5	(12.6)	-	-	-	73.3	-	137.2	(0.9)
Revaluation increases/ (decreases) recognised in the Surplus/Deficit on the Provision of Services	-	(110.2)	-	-	-	-	(0.1)	(110.3)	0.4
Derecognition - Disposals	(34.8)	(53.3)	(19.6)	-	-	(2.0)	-	(109.7)	(0.3)
Derecognition - Other	-	-	-	-	-	-	-	-	-
Assets reclassified (to)/from Held for Sale	-	(11.9)	-	-	-	(12.2)	-	(24.1)	
Other movements in Cost or Valuation	-	(0.3)	-	-	(1.1)	1.4	-	-	
At 31 March 2019	2,445.0	2,414.9	165.3	660.9	63.3	172.6	199.9	6,121.9	843.7
Accumulated Depreciation and Impairment									
At 1 April 2018	-	(28.1)	(74.0)	(111.9)	-	-	-	(214.0)	(121.1)
Depreciation charge	(51.7)	(60.0)	(16.3)	(26.2)	-	(0.6)	-	(154.8)	(32.4)
Depreciation written out to the Revaluation Reserve	51.0	41.6	-	-	-	0.1	-	92.7	2.3
Depreciation written out to the Surplus/Deficit on the Provision of Services	-	13.2	-	-	-	-	-	13.2	0.9
Impairment losses/(reversals) recognised in the Revaluation Reserve	-	0.8	-	-	-	-	-	0.8	
Impairment losses/(reversals) recognised in the Surplus/Deficit on the Provision of Services	-	0.8	-	(51.3)	-	-	-	(50.5)	
Derecognition - Disposals	0.7	2.2	19.1	-	-	0.1	-	22.1	0.1
Derecognition - Other	-	0.5	-	-	-	0.4	-	0.9	
Assets reclassified to/(from) Held for Sale	-	-	-	-	-	-	-	-	
Other movements in Depreciation and Impairment	-	-	-	-	-	-	-	-	
At 31 March 2019	-	(29.0)	(71.2)	(189.4)	-	-	-	(289.6)	(150.2)
Net Book Value									
At 31 March 2019	2,445.0	2,385.9	94.1	471.5	63.3	172.6	199.9	5,832.3	693.5
At 31 March 2018	2,283.8	2,458.2	104.8	517.6	62.1	112.0	196.5	5,735.0	690.8

Movement in Balances 2017/18

	Council Dwellings	Other land and buildings	Vehicles, plant, furniture & equipment	Infrastructure assets	Community assets	Surplus assets	Assets under construction	Total Property, Plant and Equipment	Service Concession Assets included in Property, Plant & Equipment
	£m	£m	£m	£m	£m	£m	£m	£m	£m
Cost or Valuation									
At 1 April 2017	2,278.7	2,380.5	190.0	582.9	60.3	6.0	170.7	5,669.1	747.9
Additions	94.1	42.3	6.1	39.0	1.5	-	84.3	267.3	51.3
Assets reclassified between categories	(3.2)	19.1	2.2	9.2	0.3	29.6	(58.2)	(1.0)	
Revaluation increases/(decreases) recognised in the Revaluation Reserve	(45.9)	126.2	--	-	-	103.6	-	183.9	9.1
Revaluation increases/ (decreases) recognised in the Surplus/Deficit on the Provision of Services	-	11.7	(0.1)	-	-	(7.2)	(0.3)	4.1	4.4
Derecognition - Disposals	(37.9)	(80.3)	(15.1)	(1.6)	-	(19.9)	-	(154.8)	(0.8)
Derecognition - Other	(2.0)	-	-	-	-	-	-	(2.0)	
Assets reclassified (to)/from Held for Sale	-	(13.3)	(4.3)	-	-	-	-	(17.6)	
Other movements in Cost or Valuation	-	-	-	-	-	-	-	-	
At 31 March 2018	2,283.8	2,486.2	178.8	629.5	62.1	112.1	196.5	5,949.0	811.9
Accumulated Depreciation and Impairment									
At 1 April 2017	(124.7)	(27.0)	(73.1)	(89.1)	-	-	-	(313.9)	(93.9)
Depreciation charge	(50.3)	(56.6)	(18.7)	(24.4)	-	(0.1)	-	(150.1)	(30.2)
Depreciation written out to the Revaluation Reserve	173.8	34.9	-	-	-	0.5	-	209.2	2.0
Depreciation written out to the Surplus/Deficit on the Provision of Services	-	12.5	-	-	-	-	-	12.5	0.8
Impairment losses/(reversals) recognised in the Revaluation Reserve	-	2.6	-	-	-	-	-	2.6	
Impairment losses/(reversals) recognised in the Surplus/Deficit on the Provision of Services	-	1.8	(0.1)	-	-	-	-	1.7	
Derecognition - Disposals	1.2	3.3	14.3	1.6	-	-	-	20.4	0.2
Derecognition - Other	-	-	-	-	-	-	-	-	
Assets reclassified to/(from) Held for Sale	-	-	3.6	-	-	-	-	3.6	
Other movements in Depreciation and Impairment	-	0.4	-	-	-	(0.4)	-	-	
At 31 March 2018	-	(28.1)	(74.0)	(111.9)	-	-	-	(214.0)	(121.1)
Net Book Value									
At 31 March 2018	2,283.8	2,458.1	104.8	517.6	62.1	112.1	196.5	5,735.0	690.8
At 31 March 2017	2,154.0	2,353.5	116.9	493.8	60.3	6.0	170.7	5,355.2	654.0

Further details on the Council's policies for fixed asset revaluations and depreciation are provided in Note 1 to the Council entity accounts.

Note G8 Investment Properties

The Council, Birmingham City PropCo Limited and InReach Limited have non-current assets that meet the criteria for treatment as investment properties. Details of the financial impact of Investment Properties are set out below.

	2017/18 £m	2018/19 £m
Cost or Valuation		
At 1 April	9.8	20.2
Additions	8.9	-
Assets reclassified between categories	-	13.5
Revaluation increases/ (decreases) recognised in the Surplus/Deficit on the Provision of Services	1.5	10.9
At 31 March	20.2	44.6

Recurring Fair Value Measurement	Input Level in Fair Value Hierarchy	Valuation Technique used to measure Fair Value	Fair Value 31 March 2018 £m	Fair Value 31 March 2019 £m
Highest and Best Use	Level 2	The fair value has been measured using a market approach, taking into account quoted prices for similar assets in active markets and data and market knowledge.	11.3	35.7
Highest and Best Use	Level 3	The fair value has been measured using a market approach taking into account yields from rental compared to similar assets.	8.9	8.9

The fair value of the Council's Group Investment Properties is measured annually at each reporting date. Valuations are carried out in accordance with the methodologies and bases for estimation set out in the professional standards of the Royal Institution of Chartered Surveyors (RICS). The valuations were undertaken by appropriately qualified valuers as detailed below:

- For the Council, Azmat Mir MRICS, Head of Property Consultancy within the Council's Property Services section
- For InReach (Birmingham) Limited, David Farrow MRICS and Daniel Winter MRICS of Savills (UK) Limited
- For Birmingham City PropCo Limited, Nick Boyd BSc (Hons) FRICS and Ken Hogg BSc (Hons) MRICS of Lambert Smith Hampton

Note G9 Financial Instruments

This note sets out the differences from the information contained in Note 39 of the Council entity accounts to enable the reader to determine, more clearly, the impact of group company transactions.

Debtors and Cash

Debtors and cash consolidated as part of the Group Financial Statements are classified as loans and receivables. Further information on Group debtors is provided in Note G10.

Creditors

Short term creditors consolidated as part of the Group Financial Statements are classified as financial liabilities at amortised cost. Further information on Group creditors is provided in Note G11.

Long term creditors consolidated as part of the Group Financial Statements relate to debt issued by NEC (Developments) Plc on the London Stock Exchange. The following long term creditors are brought into the Group Financial Statements upon group consolidation.

	Long-term	
	31 March 2018	31 March 2019
	£m	£m
Creditors		
NEC 7.56% Loan Stock – maturity 30 September 2027	(73.0)	(73.0)

The basis of the fair value of the loan stock has changed between 31 March 2018 and 31 March 2019. For last year, the fair value of the loan stock was assessed by independent experts and an estimate of its fair value was determined on the basis of a rate payable for a new loan on the same terms. However, for the current year end, a stock market value was available and this has been used as a better indicator of fair value.

Financial Liabilities	Input level in Fair Value Hierarchy	Valuation inputs and assumptions used to measure Fair Value	31 March 2018		31 March 2019	
			Carrying Amount £m	Fair Value £m	Carrying Amount £m	Fair Value £m
NEC Loan Stock	Level 1	Stock Market valuation			73.0	102.6
NEC Loan Stock	Level 2	An estimate of the rate payable for a new loan on the same terms, based on published gilt yields.	73.0	109.1		
TOTAL			73.0	109.1	73.0	102.6

Within the Council entity accounts, the guarantee given to NEC Developments (NECD) for the repayment of the Loan Stock is treated as borrowing and as a reimbursement right within NECD. The guarantee was determined at fair value on the disposal of the NEC in 2015 and is accounted for using the Effective Interest Rate method.

Long Term Borrowing

The reduction in long term borrowing at 31 March 2019 between the Council entity accounts, £2,855.5m and the group accounts, £2,763.9m, is largely represented by the borrowing recognised by the Council associated with group entities, namely NECD and PETPS SLP. These transactions are eliminated on consolidation.

Income, Expense, Gains and Losses

These amounts in the Group Financial Statements are not considered materially different from those in the Council entity accounts.

Fair Values of Assets and Liabilities

The amounts consolidated as part of the Group Financial Statements are not considered significantly different from the carrying amounts.

Nature and extent of risks arising from financial instruments

The nature and extent of risks from financial instruments arising in the Group Financial Statements are not considered materially different from those in the Council entity accounts.

Note G10 Short Term Debtors

The table below shows amounts owed to the Council's Group undertakings at the end of the year that are due within 12 months. These balances have been split by type of organisation to reflect the potential relative risks that the Council faces.

31 March 2018		31 March 2019	
£m		£m	
78.4	Central government bodies	68.6	
12.0	Other local authorities	21.2	
6.0	NHS bodies	8.3	
3.2	Public corporations and trading funds	2.5	
221.9	Other entities and individuals	224.0	
321.5	Total	324.6	

Note G11 Short Term Creditors

The table below shows amounts owed by the Council's Group undertakings at the end of the year that are due within 12 months, split by type of organisation.

31 March 2018		31 March 2019	
£m		£m	
(28.6)	Central government bodies	(26.2)	
(11.3)	Other local authorities	(6.7)	
(2.0)	NHS bodies	(1.3)	
(63.7)	Public corporations and trading funds	(64.1)	
(227.7)	Other entities and individuals	(223.1)	
(333.3)	Total	(321.4)	

Note G12 Usable Reserves

Details of the Group's usable reserves are set out below.

31 March 2018 (Restated) £m		31 March 2019 £m
509.1	General Fund Balances	560.1
4.8	Housing Revenue Account (HRA)	5.4
320.4	Capital Receipts Reserve	240.3
28.6	Major Repairs Reserve	24.9
107.0	Capital Grants Unapplied	106.7
(36.7)	Company Profit & Loss	(89.3)
4.8	Merger Reserve	4.8
938.0	Total	852.9

Details of General Fund Balances are set out in Note 19 of the entity accounts.

The major reason for the reduction in the level of company profit & loss is as result of the recognition of the pension fund liability of Birmingham Children's Trust CIC in usable reserves whereas in previous years the pension liability for children's services in the Council would have been reflected in unusable reserves within the Pensions Reserve because of the statutory accounting arrangements for local authorities in respect of pension contributions.

Note G13 Unusable Reserves

The following table shows the value of Group reserve balances that have come about as a result of accounting adjustments and are not therefore available to spend.

31 March 2018 £m		31 March 2019 £m
1,896.8	Revaluation Reserve	2,028.5
(428.9)	Capital Adjustment Account	(336.3)
(25.9)	Financial Instruments Adjustment Account	(48.1)
41.8	Deferred Capital Receipts	37.7
(2,836.1)	Pensions Reserve	(2,676.2)
18.0	Collection Fund Adjustment Account	10.0
(151.8)	Equal Pay Back Pay Account	(174.5)
(19.9)	Accumulated Absences Account	(14.0)
(0.3)	Available for Sale Financial Instruments Reserve	-
0.7	Called up Share Capital	0.6
(1,505.6)	Total	(1,172.3)

Further analysis is provided below for unusable reserves which are materially different from the balances included in the Council entity accounts.

Revaluation Reserve

The Revaluation Reserve contains the gains made by the Group arising from increases in the value of its Property, Plant, Equipment, Heritage Assets and Intangible Assets. The balance is reduced when assets with accumulated gains are:

- revalued downwards or impaired and the gains are lost
- used in the provision of services and the gains are consumed through depreciation, or
- disposed of and the gains are realised.

For amounts arising in the Council entity accounts, the Reserve contains only revaluation gains accumulated since 1 April 2007, the date that the Reserve was created. Accumulated gains arising before that date are consolidated into the balance on the Capital Adjustment Account.

2017/18		2018/19
£m		£m
1,553.2	Balance at 1 April	1,896.8
	Revaluations not posted to (Surplus)/Deficit on the Provision of Services	
592.5	Council: Upward revaluation of assets	430.4
(197.3)	Council: Downward revaluation of assets	(199.5)
-	Council: Impairment (losses)/reversals not charged to the Surplus/Deficit on the Provision of Services	-
395.2	Council: Surplus/(Deficit) on revaluation of non-current assets not posted to the (Surplus)/Deficit on the Provision of Services	230.9
	Amounts written off to the Capital Adjustment Account	
(19.0)	Council: Difference between fair value depreciation and historical cost depreciation	(74.8)
(32.9)	Council: Accumulated gains on assets sold or scrapped	(20.4)
-	Council: Adjustment for transfer of land to Investment Property	-
(51.9)	Council: Amount written off to the Capital Adjustment Account	(95.2)
	Group Movements	
0.3	Other movements in reserve in Group entities	(4.0)
0.3	Total Group Movements	(4.0)
1,896.8	Balance at 31 March	2,028.5

Note G14**Cash Flow Statement - Operating Activities**

The cash flows from operating activities include the items set out below.

2017/18		2018/19
£m		£m
(16.1)	Interest Received	(21.6)
184.7	Interest Paid	183.2
(6.1)	Dividends Received	(5.7)

Note G15**Cash Flow Statement - Investing Activities**

The cash flows from investing activities are set out below. The detail for 2017/18 has been restated to show the split between the purchase and proceeds from short-term and long-term investments.

2017/18 (Restated)		2018/19
£m		£m
(238.4)	Purchase of property, plant and equipment, investment property and intangible assets	(264.9)
(2,004.2)	Purchase of short-term and long-term investments	(1,081.1)
(0.6)	Investing Activities of Discontinued Operations	-
126.1	Proceeds from the sale of property, plant and equipment, investment property and intangible assets	87.4
2.0	Proceeds from the sale of subsidiary (NEC Group)	-
1,965.2	Proceeds from short-term and long-term investments	1,083.8
0.5	Other receipts from investing activities	53.1
(149.4)	Net cash flows from investing activities	(121.7)

Note G16**Cash Flow Statement - Financing Activities**

The cash flows from financing activities are set out below.

2017/18		2018/19
£m		£m
95.5	Other receipts from financing activities	126.5
1,554.0	Cash Receipts from short-term and long-term borrowing	1,962.8
(45.9)	Cash payments for the reduction of the outstanding liabilities relating to finance leases and on-balance sheet PFI contracts	(47.4)
(1,287.0)	Repayments of short-term and long-term borrowing	(2,086.6)
-	Other payments for financing activities	(4.9)
316.6	Net cash flows from financing activities	(49.6)

Note G17

Group Cash Flow Statement – Other Adjustments

The cash flow adjustments to the net surplus/deficit on the provision of services are set out below.

2017/18		2018/19
£m		£m
150.1	Depreciation/Impairment charge	154.6
8.0	Amortisation of Intangible Assets	8.2
6.5	Derecognition of Available for Sale Assets	-
135.4	Derecognition of Non-Current Assets	78.6
6.1	(Increase)/Decrease in Investments	(4.3)
(38.9)	Revaluation of Non-Current Assets	160.0
(91.2)	(Increase)/Decrease in Debtors	13.9
1.2	Increase/(Decrease) in Creditors	(33.5)
-	(Increase)/Decrease in Inventories	(0.1)
25.9	Increase/(Decrease) in Provisions	1.7
(128.2)	Pensions Liability	244.4
74.9		623.5

The cash flow adjustments included in the net surplus/deficit on the provision of services that are investing or financing activities include:

2017/18		2018/19
£m		£m
(95.5)	Capital Grants	(126.5)
(128.6)	Capital Receipts	(140.5)
-	Council Tax and Business Rates Adjustments	4.9
(224.1)		(262.1)

Note G18 Group Expenditure and Funding by Nature of Activity

Detail of the Council's Expenditure and Funding by Nature of Activity is provided in Note 9 to the entity accounts.

2017/18		2018/19
£m	Expenditure	£m
1,085.9	Employee Benefits Expenses	1,147.9
1,760.6	Other Service Expenses	1,703.5
158.5	Depreciation, Amortisation and Impairment	312.6
261.4	Interest Payments	248.9
-	Movement in the valuation of financial assets	10.9
52.9	Precepts and Levies	50.0
6.3	Payments to Housing Capital Receipts Pool	6.3
14.0	Loss on Disposal of Non-Current Assets	5.5
3,339.6	Total Expenditure	3,485.6
	Income	
(636.3)	Fees, Charges and Other Services Income	(618.7)
(737.5)	Income from Council Tax and Business Rates	(762.9)
(1,910.9)	Government Grants and Contributions	(1,897.9)
(20.8)	Interest and Investment Income	(27.3)
(3,305.5)	Total Income	(3,306.8)
34.1	(Surplus)/Deficit on Provision of Services	178.8

Note G19 Related Parties

Details of the Council's material transactions with related parties are provided in Note 48 to the Council entity accounts. Details of the subsidiary companies of group entities are detailed in the relevant notes G24 and G25 to these group financial statements.

In addition to the related parties detailed within Note 48 to the Council entity accounts, Birmingham Airport Holdings Limited transacts business with the shareholding West Midlands District Councils with Solihull MBC acting as the lead authority. Transactions would be undertaken in a number of areas and include business rates, planning applications and building control services. All of these transactions are carried out on an arms-length basis at full commercial rate.

Birmingham Airport Limited entered into a lease arrangement with Solihull MBC, on behalf of all the Districts, which has been treated as a finance lease in its accounts by the company. The total amount payable in the year under the arrangement was £0.8m with an amount due at the year-end of £4.7m.

Note G20**Leases****Group as the lessee**

Details of the Council's finance and operating leases are included in Note 42 to the Council entity accounts.

Group as the lessor

Within the Group there are leases between Group entities and also leases from Group entities to external organisations. Details of the Council's finance leases are provided in Note 42 to the Council entity accounts. This note sets out the impact of intra-Group leases and leases of Group entities to external organisations.

Intra-Group Leases**Finance leases**

The Council was the lessor for premises leased to Innovation Birmingham Group Limited (IBL) prior to its disposal on 18 April 2018. As a group subsidiary entity, these leases are eliminated from the group accounts. The information in the section below provides details of the material leases with group entities, which are to be excluded from the disclosures provided in Note 42 to the Council entity accounts in deriving the group disclosures.

31 March 2018 £m		31 March 2019 £m
	Finance lease debtor (net present value of minimum lease payments):	
-	- Current	-
7.6	- Non current	-
13.5	Unearned finance income	-
(0.1)	Unguaranteed residual value of property	-
21.0	Gross investment in the lease	-

The gross investment in the lease and the minimum lease payments will be received over the following periods:

	<u>Finance lease debtor</u>		<u>Minimum lease payments</u>	
	31 March 2018 £m	31 March 2019 £m	31 March 2018 £m	31 March 2019 £m
Not later than one year	-	-	0.2	-
Later than one year and not later than five years	0.1	-	0.7	-
Later than five years	7.5	-	20.1	-
Total	7.6	-	21.0	-

Leases by Group entities to External Organisations

Finance leases

Details of the Council's finance leases are provided in Note 42 to the Council entity accounts.

The Council created Birmingham City Propco Limited in 2017/18 to provide a vehicle for commercial investment. The company purchased the leasehold interests of the Council in respect of the Crowne Plaza NEC and Hilton Metropole NEC Hotels. Details of the leases are set out below.

31 March 2018 £m		31 March 2019 £m
	Finance lease debtor (net present value of minimum lease payments):	
0.1	- Current	0.1
20.1	- Non current	20.1
47.1	Unearned finance income	46.1
-	Unguaranteed residual value of property	-
67.3	Gross investment in the lease	66.3

The gross investment in the lease and the minimum lease payments will be received over the following periods:

	<u>Finance lease debtor</u>		<u>Minimum lease payments</u>	
	31 March 2018 £m	31 March 2019 £m	31 March 2018 £m	31 March 2019 £m
Not later than one year	0.1	0.1	1.0	1.0
Later than one year and not later than five years	0.2	0.2	4.1	4.1
Later than five years	19.9	19.9	62.2	61.2
Total	20.2	20.2	67.3	66.3

Operating Leases

The future minimum lease payments receivable under non-cancellable leases where the length of lease was greater than 1 year at inception are:

31 March 2018 £m		31 March 2019 £m
0.4	Not later than one year	0.4
1.7	Later than one year and not later than five years	1.7
26.6	Later than five years	26.1
28.7	Gross investment in the lease	28.2

The minimum lease payments receivable do not include rents that are contingent on events taking place after the lease was entered into, such as adjustments following rent reviews.

Note G21 Defined Benefit Pension Schemes

Details of the Council's involvement in the Teachers' Pensions Scheme and Local Government Pension Scheme are provided in Notes 20 and 21 to the Council entity accounts.

Birmingham Children's Trust Limited

Birmingham Children's Trust CIC participates in the West Midlands Pension Fund, a Local Government Pension Scheme. The scheme is a defined benefit scheme, which pays out pensions at retirement based on length of service and final pay for service earned up to 31 March 2014 and on a career salary average for service earned from 1 April 2014.

The information disclosed below is in respect of the whole of the plans for which the Company is either the sponsoring employer or has been allocated a share of cost under an agreed group policy throughout the periods shown.

	2018/19 £m
Present value of funded defined benefit obligations	(258.7)
Fair value of plan assets	182.4
Net (Liability)/Asset	(76.3)

Movements in the present value of defined benefit obligation:

	2018/19 £m
Balance at beginning of period	-
Transfer on creation of Trust	231.2
Current service cost	20.0
Interest cost	6.0
Change in financial assumptions	13.1
Change in demographic assumptions	(13.9)
Contributions by scheme members	3.0
Curtailment	
Benefits paid	(0.7)
31 March	258.7

Movements in the fair value of plan assets:

	2018/19 £m
Balance at beginning of period	-
Transfer on creation of Trust	155.5
Return on assets (less interest)	8.8
Interest on assets	4.2
Administrative expenses	(0.1)
Settlement prices received/(paid)	11.7
Contributions by scheme members	3.0
Benefits paid	(0.7)
31 March	182.4

Expense recognised in the profit and loss account:

	2018/19 £m
Operating Costs:	
Current Service Cost	8.3
Administrative Expenses	0.1
Included in Operating Cost	<u>8.4</u>
Financing Costs:	
Interest cost on pension scheme liabilities	6.0
Interest income on plan assets	(4.2)
Net interest cost	<u>1.8</u>
Total Income Statement expense	<u>10.2</u>

Other Comprehensive Income

The amounts recognised in the Trust's Other Comprehensive Income and consolidated into the Group Consolidated Other Comprehensive Income are as follows:

	2018/19 £m
Return on plan assets in excess of interest income	-
Actuarial gain/(loss) on liabilities due to changes in financial assumptions	13.0
Actuarial gain/(loss) on liabilities due to changes in demographic assumptions	(13.9)
Actuarial gain/(loss) on liabilities due to experience	(8.8)
Remeasurement gain/(loss) recognised during the period	<u>(9.7)</u>

The fair value of the plan assets and the return on those assets are as follows:

	2018/19 Fair Value	
	£m	%
Equities	105.6	58
Government Bonds	13.7	8
Other Bonds	7.0	4
Property	16.3	9
Cash/Liquidity	9.5	5
Other	30.3	16
Total	<u>182.4</u>	<u>100</u>

Principal actuarial assumptions (expressed as weighted averages) at the year-end are as follows:

	2018/19 %
Discount rate	2.45
Future salary increases	3.85
Future pension increases	2.35
CPI increases	2.35

In valuing the liabilities of the pension fund at 31 March 2019, mortality assumptions have been made as indicated below.

The life expectancy for members as at the Balance Sheet date:

	31 March 2019
Male: member aged 65 (current life expectancy)	20.9
Female: member aged 65 (current life expectancy)	23.2
Male: member aged 45 (life expectancy at age 65)	22.6
Female: member aged 45 (life expectancy at age 65)	25.0

The valuation of the defined benefit obligation and the impact on current service cost are sensitive to a number of factors. Details of the impact of changes to relevant factors are set out below.

	Impact of Change	
	Defined Benefit Obligation	Current Service Cost
	£m	£m
An increase in the discount rate of 0.1%	(6.6)	(0.5)
An increase in long term salary estimate of 0.1%	1.3	-
An increase in the rate of pension increases of 0.1%	5.5	0.5
An increase in anticipated life expectancy of 1 year	8.4	0.6

A ruling has been made regarding age discrimination arising from public sector pension scheme transition arrangements put in place when moving from final salary to average salary scheme arrangements. Court of Appeal judgements were made in cases affecting judges' pensions (the McCloud Judgement) and firefighter pensions. An estimate has been made of the potential impact to the Council's total defined benefit obligations based on an analysis carried out by the Government Actuary's Department and the Council's liability profile. The impact has been estimated to be equivalent to 0.7% of the Council's total defined benefit obligations. If the impact to Birmingham Children's Trust were similar to that of the Council, its total defined benefit obligations would increase by around £1.8m.

It is also anticipated that there will also be an increase in service costs in future years as a result of the determination.

PETPS (Birmingham) Limited

Following completion of the sale of the NEC Group by the Council on 1 May 2015, NEC Limited was replaced as principal employer by PETPS (Birmingham) Limited (PETPS), a wholly owned subsidiary of the Council, which assumed the ongoing funding obligation of the NEC Limited Pension Fund (the Fund) and the NEC Executive Pension Scheme (the Scheme) with the agreement of the pension trustees. The Fund and the Scheme had ceased to provide future service accrual with effect from 30 June 2010.

The Fund and the Scheme are defined benefit schemes, operating under UK trust law, which pay out pensions at retirement based on service and final pay. The trustee boards of the Fund and the Scheme are independent of the Council and are responsible for setting certain policies (for example, investment and contribution policies).

Under guarantees provided, the Council is responsible for meeting the current and future contingent funding obligations. The Fund and the Scheme therefore expose the Council to actuarial risks, such as longevity, currency, interest rate and market (investment) risk.

The assets of the Fund and the Scheme are held separately from those of PETPS and the Council. On the advice of an independent qualified actuary, contribution payments are made to the Fund and the Scheme by the Council to ensure that the assets are sufficient to cover future liabilities. Assets of the Fund and the Scheme are measured using fair market values.

The most recently completed formal actuarial valuations of the Fund and the Scheme were at 5 April 2016. The funding requirements are based on the Statements of Funding Principles of the Fund and the Scheme. The funding is based on a separate actuarial valuation for funding purposes, for which assumptions may differ from the assumptions set out in these disclosures. The defined benefit obligations are measured using the projected unit method and discounted at the rate of return on high quality corporate bonds of equivalent term.

The retirement benefit obligations in respect of the defined benefit schemes as calculated in accordance with IAS 19 (revised 2011) are disclosed below. Comparative figures for 2017/18 for the Fund and the Scheme have been provided.

Balance Sheet

The following amounts have been recognised in PETPS' Balance Sheet and so consolidated into the Group Balance Sheet. The fair value of plan assets has been restated as at 31 March 2018 to reflect the confirmed year-end valuation. The fair value of plan assets has been increased by £0.2m, and the retirement benefit obligation reduced by the same amount.

	31 March 2018 (Restated)	31 March 2019
	£m	£m
Present value of funded obligations	(200.5)	(206.8)
Fair value of plan assets	183.0	190.2
Deficit for funded plans	(17.5)	(16.6)
Unrecognised asset due to the asset ceiling	(1.0)	(1.4)
Retirement Benefit Obligation	(18.5)	(18.0)

Income Statement

The amounts recognised in PETPS' Income Statement and consolidated into the Group Consolidated Income and Expenditure Statement are as follows:

	2017/18 £m	2018/19 £m
Operating Costs:		
Administration Expenses	0.9	0.7
Past Service Cost	-	0.8
Included in Operating Cost	<u>0.9</u>	<u>1.5</u>
Financing Costs:		
Interest cost on pension scheme liabilities	5.1	4.9
Interest income on plan assets	(4.6)	(4.5)
Net interest cost	<u>0.5</u>	<u>0.4</u>
Total income statement expense	<u>1.4</u>	<u>1.9</u>

Other Comprehensive Income

The amounts recognised in PETPS' Other Comprehensive Income and consolidated into the Group Consolidated Other Comprehensive Income are as follows. The figures for 2017/18 have been restated to reflect an increase in the return on plan assets in excess of interest income by £0.2m.

	2017/18 (Restated) £m	2018/19 £m
Return on plan assets in excess of interest income	1.1	5.4
Actuarial gain/(loss) on liabilities due to changes in financial assumptions	1.9	(10.2)
Actuarial gain/(loss) on liabilities due to changes in demographic assumptions	0.6	4.0
Actuarial gain/(loss) on liabilities due to experience	(0.9)	(1.3)
Remeasurement gain/(loss) recognised during the period	<u>2.7</u>	<u>(2.1)</u>

Reconciliation of Liabilities and Assets

Movements in the retirement benefit obligations are as follows:

	2017/18 £m	2018/19 £m
Beginning of Period	(206.6)	(200.5)
Past Service Cost	-	(0.8)
Interest Cost	(5.1)	(4.9)
Actuarial gain/(loss) on liabilities due to changes in financial assumptions	1.9	(10.2)
Actuarial gain/(loss) on liabilities due to changes in demographic assumptions	0.6	4.0
Actuarial gain/(loss) on liabilities due to experience	(0.9)	(1.3)
Benefits Paid	9.5	7.0
Present value of obligation at 31 March	<u>(200.5)</u>	<u>(206.7)</u>

Movements in the fair value of plan assets are as follows:

	2017/18 (Restated) £m	2018/19 £m
Beginning of Period	184.3	183.0
Interest income on plan assets	4.5	4.6
Return on plan assets in excess on interest income	1.1	5.4
Contributions by employer	3.5	4.9
Administration expenses paid	(0.9)	(0.7)
Benefits paid	(9.5)	(7.0)
Fair value of plan assets at 31 March	183.0	190.2

Movements in the reimbursement right are as follows:

	2017/18 £m	2018/19 £m
Surplus/(Deficit) at start of year	(22.3)	(17.5)
Expense (charge)/credit	(1.5)	(1.9)
Employer contributions	3.5	4.9
Remeasurement gain/(loss) in Other Comprehensive Income	2.5	(2.1)
Surplus/(Deficit) at end of year	(17.5)	(16.6)

Plan Assets

The major categories of plan assets are as follows:

	31 March 2018		31 March 2019	
	£m	%	£m	%
Equities, GTAA and hedge funds	87.1	48	76.7	40
Bonds and Cash	72.9	40	89.6	47
Property	16.4	9	16.9	9
Gilts	6.6	3	7.0	4
	183.0	100	190.2	100

Assumptions

The principal assumptions made by the actuary were:

	31 March 2018 %	31 March 2019 %
Discount rate – Fund/Scheme	2.50	2.4/2.35
RPI Inflation rate	3.15	3.25
CPI Inflation rate	2.15	2.35
Future Pension increases		
- pension accrued prior to 5 April 2005	3.00	3.1
- pension accrued after 5 April 2005	2.05	2.1

The base mortality assumptions for the Fund are based on SAPS tables (S2 series). Adjustments were applied to reflect the Scheme's populations with future improvements based on the CMI 2018 projection with a long term rate of improvement of 1.25% p.a. (2017/18: 1.25%).

The life expectancy for members as at the Balance Sheet date:

	31 March 2018		31 March 2019	
	Years		Years	
	Fund	Scheme	Fund	Scheme
Male: member aged 65 (current life expectancy)	22.1	24.5	21.6	24.0
Female: member aged 65 (current life expectancy)	24.6	26.8	24.2	26.4
Male: member aged 45 (life expectancy at age 65)	23.0	25.9	22.5	25.4
Female: member aged 45 (life expectancy at age 65)	26.2	28.3	25.7	27.8

Sensitivity Analysis

An increase of 0.25% in the discount rate would decrease the retirement benefit obligations by £10.7m

An increase of 0.25% in the inflation rate would increase the retirement benefit obligations by £9.0m

An increase of one year to life expectancy would increase the retirement benefit obligations by £9.0m

The duration of the NEC Limited Pension liabilities is around 22 years, and the duration of the NEC Executive Pension Scheme liabilities is around 15 years.

Expected Contributions for 2019/20

The contribution schedule in force sets out contributions of £3.5m that will be paid into the Fund and £0.1m that will be paid into the Scheme in the 2019/20 financial year. The contribution into the Fund is expected to be paid from the Asset Backed Funding arrangement that was put in place in 2017.

Acivico Limited Group

The Company's subsidiary companies participate in the West Midlands Pension Fund, a Local Government Pension Scheme.

The information disclosed below is in respect of the whole of the plans for which the Company is either the sponsoring employer or has been allocated a share of cost under an agreed group policy throughout the periods shown.

	2017/18 £m	2018/19 £m
Present value of funded defined benefit obligations	(87.0)	(89.4)
Fair value of plan assets	77.7	79.3
Net (Liability)/Asset	(9.3)	(10.1)

Movements in the present value of defined benefit obligation:

	2017/18 £m	2018/19 £m
Balance at beginning of period	85.1	87.0
Current service cost	3.2	2.8
Interest cost	2.4	2.2
Actuarial (gains)/losses	(3.0)	(0.8)
Contributions by members	0.6	0.5
Curtailment	0.3	0.6
Benefits paid	(1.6)	(2.9)
31 March	87.0	89.4

Movements in the fair value of plan assets:

	2017/18 £m	2018/19 £m
Balance at beginning of period	77.3	77.7
Return on assets (less interest)		
Interest on assets	2.1	2.0
Actuarial (losses)/gains	(2.1)	0.8
Contributions	1.9	1.6
Benefits paid	(1.6)	(2.8)
31 March	77.7	79.3

Expense recognised in the profit and loss account:

	2017/18 £m	2018/19 £m
Operating Costs:		
Current Service Cost	3.5	2.8
Included in Operating Cost	3.5	2.8
Financing Costs:		
Interest cost on pension scheme liabilities	2.4	2.2
Interest income on plan assets	(2.1)	(2.0)
Net interest cost	0.3	0.2
Total income statement expense	3.8	3.0

Other Comprehensive Income

The amounts recognised in Acivico's Other Comprehensive Income and consolidated into the Group Consolidated Other Comprehensive Income are as follows:

	2017/18	2018/19
	£m	£m
Actuarial (gain)/loss on liabilities	(3.0)	(0.8)
(Gain)/loss on settlement or curtailment	-	-
Actuarial (gain)/loss on plan assets	2.1	(0.8)
Remeasurement (gain)/loss recognised during the period	(0.9)	(1.6)

The fair value of the plan assets and the return on those assets were as follows:

	2017/18		2018/19	
	Fair Value	Fair Value	Fair Value	Fair Value
	£m	%	£m	%
Equities	49.6	64	46.9	59
Government Bonds	5.7	7	7.7	10
Other Bonds	3.0	4	3.0	4
Property	6.0	8	6.7	8
Cash/Liquidity	1.9	2	2.5	3
Other	11.5	15	12.5	16
Total	77.7	100	79.3	100

Principal actuarial assumptions (expressed as weighted averages) at the year-end were as follows:

	2017/18	2018/19
	%	%
Discount rate	2.6	2.4
Future salary increases	3.8	3.9
Future pension increases	2.3	2.4
CPI increases	2.3	2.4

In valuing the liabilities of the pension fund at 31 March 2019, mortality assumptions have been made as indicated below.

The life expectancy for members as at the balance sheet date:

	31 March 2018	31 March 2019
Male: member aged 65 (current life expectancy)	21.9	20.9
Female: member aged 65 (current life expectancy)	24.3	23.2
Male: member aged 45 (life expectancy at age 65)	24.0	22.6
Female: member aged 45 (life expectancy at age 65)	26.6	25.0

The valuation of the defined benefit obligation is sensitive to the assumption adopted for the discount rate. The effect of a 0.1% increase in the discount rate is set out below

	£m
Effect on service cost	2.7
Effect on defined benefit obligation	87.7

A ruling has been made regarding age discrimination arising from public sector pension scheme transition arrangements put in place when moving from final salary to average

salary scheme arrangements. Court of Appeal judgements were made in cases affecting judges' pensions (the McCloud Judgement) and firefighter pensions. An estimate has been made of the potential impact to the Council's total defined benefit obligations based on an analysis carried out by the Government Actuary's Department and the Council's liability profile. The impact has been estimated to be equivalent to 0.7% of the Council's total defined benefit obligations. If the impact to Acivico Limited were similar to that of the Council, its total defined benefit obligations would increase by around £0.6m.

It is also anticipated that there will also be an increase in service costs in future years as a result of the determination.

Note G22

Adjustments between Group Accounts and Council Accounts

The following adjustments are made in the Group's Movement in Reserves Statement in order to reconcile the General Fund balance back to its Council position prior to funding basis adjustments being made. There has been a significant increase in activity in 2018/19 as a result of the creation of Birmingham Children's Trust CIC.

	General Fund Balance £m	Housing Revenue Account (HRA) £m	Capital Receipts Reserve £m	Major Repairs Reserve £m	Capital Grants Unapplied £m	Total Usable Reserves £m	Unusable Reserves £m	Total Council Reserves £m	Council's Share of Reserves of Subsidiaries, Associates and Joint Ventures £m	Total Group Reserves £m
<u>2017/18</u>										
Provision of goods and services to subsidiaries	3.2					3.2		3.2	(3.2)	-
Purchases of goods and services from subsidiaries	(21.1)					(21.1)		(21.1)	21.1	-
Total adjustments between Group accounts and Council accounts	(17.9)	-	-	-	-	(17.9)	-	(17.9)	17.9	-
<u>2018/19</u>										
Provision of goods and services to subsidiaries	20.3					20.3		20.3	(20.3)	-
Purchases of goods and services from subsidiaries	(225.1)					(225.1)		(225.1)	225.1	-
Total adjustments between Group accounts and Council accounts	(204.8)	-	-	-	-	(204.8)	-	(204.8)	204.8	-

Note G23**Analysis of Group Comprehensive Income and Expenditure Statement and Total Movement in Balance Sheet**

Detailed below is the analysis of Group Balance Sheet movements.

2017/18				2018/19		
Council	Minority Interests	Total		Council	Minority interests	Total
£m	£m	£m		£m	£m	£m
34.1	-	34.1	(Surplus)/Deficit on the provision of services	178.8	-	178.8
(4.5)	-	(4.5)	Share of Associates	(1.1)	-	(1.1)
(547.8)	-	(547.8)	Other Comprehensive (Income)/Expenditure	(425.9)	-	(425.9)
(518.2)	-	(518.2)	Total Comprehensive (Income)/Expenditure	(248.2)	-	(248.2)
			Adjustment for the restatement of Financial Instruments	(1.0)		(1.0)
-	-	-	(Increase)/Decrease in Equity	1.0	-	1.0
(518.2)	-	(518.2)	Total movement in Balance Sheet	(248.2)	-	(248.2)

Note G24**Subsidiary Companies****I. Acivico Limited**

Acivico Limited is a registered company, which is wholly owned by the Council. The company was launched in April 2012, with three special purpose vehicles: one holding company and two trading companies. The two trading companies, Acivico (Design Construction and Facilities Management) Limited and Acivico (Building Consultancy) Limited, have been operational since April 2012 and provide a range of statutory and non-statutory services on behalf of and to the Council and to other public and private sector clients. The Council has held the £1 issued ordinary share (100%) for the whole of the reporting period covered by these financial statements.

The Council issued a letter of assurance to the company, in December 2018, to ensure that it was able to meet its liabilities as they fell due as detailed in Note 33 of the entity accounts.

The year-end of the company is 31 March and for the purposes of consolidation the accounts for the period to 31 March 2019 have been used, as amended for alignment of accounting policies and the guarantee given by the Council.

	2017/18	2018/19
	£m	£m
Total Comprehensive Income for the Year	(4.6)	4.5
Net Assets/(Liabilities) at the year-end	(12.2)	(7.7)

There was no qualification to the audit opinion on the last audited accounts of the group. Information regarding transactions during the year and balances held at the year-end between the Council and Acivico Limited Group can be found within Note 48 of the Council entity accounts.

II. Birmingham Children's Trust CIC

Birmingham Children's Trust CIC was incorporated on 17 May 2017 and became independently operational on 1 April 2018. The Council is sole member of the company. However, as the company is an asset locked entity, the Council has no entitlement to any assets of the company. For the purposes of consolidation, the Council has used the Trust's outturn for 2018/19, as amended for alignment of accounting policies. Details of the outturn, before elimination of intra-group transactions, are set out below.

	2018/19 £m
Comprehensive Income and Expenditure	
Turnover	202.0
Other Income	8.9
Administrative Expenses	(295.2)
Operating Profit/(Loss)	(84.3)
Interest Receivable	4.4
Interest Payable	(6.1)
Profit/(Loss) for the Year	(86.0)
Other Comprehensive Income	
Actuarial Gain/(Loss) on defined benefit scheme	15.7
Total Comprehensive Income for the Year	(70.3)
Balance Sheet	
Debtors	8.5
Short Term Investments	27.0
Cash and Cash Equivalents	0.3
Total Current Assets	35.8
Creditors due within one year	(25.8)
Net Current Assets	10.0
Long Term Borrowing	(4.0)
Pension Liabilities	(76.3)
Total Assets/(Liabilities)	(70.3)
Reserves	(70.3)
Total Reserves	(70.3)

Whilst the company is showing net pension liabilities on an IAS19, *Employee Benefits* basis, in line with IFRS reporting, the latest actuarial valuation of the Trust's defined benefit scheme on an ongoing funding basis shows that the Trust is in surplus by £28.0m.

III. The National Exhibition Centre (Developments) Plc

The company was set up to provide an additional 30,000 square metres of exhibition space in four halls. The building was financed by a loan stock issue of £73 million, at 7.5625%, by the company and is guaranteed by the Council and which is due for repayment in 2027.

The Council has held all 1,000 issued ordinary shares of £1 each and all 100,000 £1 preference shares throughout the reporting period covered by these financial statements.

The Council has zero coupon loan notes totalling £0.1m (2017/18: £0.4m). The loan notes are repayable in instalments and repayments commenced in 2013/14. The position at the year end is detailed below.

	2017/18	2018/19
	£m	£m
Profit/(Loss) for the year	(1.0)	(1.0)
Net Assets/(Liabilities) at the year-end	8.4	7.7

The year end of the company is 31 March 2019. For the purposes of consolidation these accounts have been used. There was no qualification to the audit opinion on the last audited accounts of the company.

The Council continues to retain ownership of NEC (Developments) Plc.

IV. Innovation Birmingham Limited

Innovation Birmingham Limited, a company limited by guarantee with the Council as sole member, was created with the aim of promoting, encouraging and securing the development and management of a science park in Birmingham. During the 2018/19 financial year, until disposal on 18 April 2018, the Council was entitled to appoint up to seven members of the company and five of the nine voting directors. Furthermore, additional control by the Council was exercised through its 71% share of directors' voting rights. The Articles of Association for Innovation Birmingham Group prohibits the distribution of profits and, as such, dividends.

The group accounts incorporated:

- Birmingham Technology (Property) Limited – with shareholding of 87.5% held by Innovation Birmingham Limited and 12.5% by the Council
- Birmingham Technology (Property One) Limited – wholly owned by Birmingham Technology (Property) Limited
- Birmingham Technology (Venture Capital) Limited – with shareholding of 90.9% held by Innovation Birmingham Limited and 9.1% by the Council

The Council had made the decision, in 2017/18, to dispose of its interests in the company and its subsidiaries to a third party to ensure its continued development. The company was therefore treated as an Asset Held for Sale in the 2017/18 Group financial statements. The assets of the company were disposed of on 18 April 2018.

The reported position at the year end is detailed below.

	2017/18 £m	2018/19 £m
Profit/(Loss) for the-year	(0.6)	-
Net Assets/(Liabilities) at the year-end	1.8	-

Information regarding transactions during the year and balances held at the year-end between the Council and Innovation Birmingham Limited can be found within Note 48 of the Council entity accounts.

V. PETPS (Birmingham) Limited

PETPS (Birmingham) Limited, a company limited by guarantee, was incorporated on 14 November 2014. The company is a wholly owned subsidiary of the Council.

Following completion of the sale of the National Exhibition Centre Limited Group (NEC Limited) on 1 May 2015, PETPS (Birmingham) Limited replaced NEC Limited as the principal employer and assumed the ongoing funding obligation of two defined benefit pension schemes with the agreement of the pension trustees.

	2017/18 £m	2018/19 £m
Profit/(Loss) for the year	-	-
Net Assets/(Liabilities) at the year-end	-	-

The year-end of the company is 31 March 2019 and for the purposes of consolidation these accounts have been used. There was no qualification to the audit opinion on the last audited accounts of the group.

Information regarding transactions during the year and balances held at the year-end between the Council and PETPS (Birmingham) Limited can be found within Note 48 of the Council entity accounts.

VI. PETPS (Birmingham) Pension Funding Scottish Limited Partnership

PETPS (Birmingham) Pension Funding Scottish Limited Partnership (SLP) was formed by PETPS (Birmingham) Capital Limited (PETPS Capital) and PETPS (Birmingham) General Partner Limited (PETPS General), which are both wholly owned subsidiaries of the Council.

The arrangement was created in 2017/18 to enable the Council to manage the funding implications of its guarantee in respect of the pensions from the NEC Group Limited following its disposal. The Council has invested equity in PETPS Capital which it has subsequently invested in SLP. The rights of the investment in SLP have been assigned to the NEC Pension Fund Trustees whilst the pension fund is in deficit. At 31 March 2019, the level of investment in SLP that is currently assigned to the NEC Pension Fund Trustees was £10.6m (31 March 2018: £13.9m).

At 31 March 2019, there were nominal balances in PETPS Capital and PETPS General with the major transactions in SLP.

	2017/18 £m	2018/19 £m
Profit/(Loss) for the year	-	-
Net Assets/(Liabilities) at the year-end	-	-

The year-end of the company is 31 March 2019 and for the purposes of consolidation these accounts have been used. Advantage has been taken of the exemption not to produce partnership accounts under regulation 7 of The Partnerships (Accounts) Regulations 2008 as the financial information for the partnership has been consolidated into these group accounts.

Information regarding transactions during the year and balances held at the year-end between the Council and PETPS (Birmingham) Pension Funding Scottish Limited Partnership can be found within Note 48 of the Council entity accounts.

VII. InReach (Birmingham) Limited

The Council set up InReach (Birmingham) Limited, a wholly owned subsidiary of the Council, in 2015/16 to facilitate the development of new private rented homes for market rent at St Vincent Street, Ladywood. The company completed its building programme of 92 flats and 53 car parking spaces in July 2018 with the first occupant taking up residence in August 2018. Currently, the company has achieved in excess of 93% occupancy of its flats.

Throughout the whole of the reporting periods considered in these financial statements, the Council has held 100% of the £2,000,100 share capital of the company.

	2017/18 £m	2018/19 £m
Operating Profit/(Loss) for the year	(0.5)	-
Change in value of Investment Property	-	9.5
Total Comprehensive Income for the Year	(0.5)	9.5
Net Assets/(Liabilities) at the year-end	1.3	10.8

The year end of the company is 31 March and for the purposes of consolidation the draft accounts for the 12 month period ending 31 March 2019 have been used. There was no qualification to the audit opinion on the last audited accounts of the group.

VIII. Birmingham City Propco Limited

The Council set up Birmingham City Propco Limited, a wholly owned subsidiary of the Council, in 2017/18 to provide a vehicle for commercial investment. The initial transactions of the company were to purchase the leasehold interests of the Council in respect of the Crowne Plaza NEC and Hilton Metropole NEC Hotels, which were completed on 15 March 2018.

	2017/18 £m	2018/19 £m
Profit/(Loss) for the year	(0.6)	0.1
Net Assets/(Liabilities) at the year-end	8.9	9.0

The year-end of the company is 31 March. The company has opted to produce its first financial statements as at 31 March 2019 and for the purposes of consolidation, the company's latest management accounts have been used as there were few transactions in the year other than the purchase of the leasehold interests.

Information regarding transactions during the year and balances held at the year-end between the Council and Birmingham City Propco Limited can be found within Note 48 of the Council entity accounts.

Note G25

Associate and Joint Venture

The associate that has been consolidated into the Group Financial Statements is listed below.

I. Birmingham Airport Holdings Limited

The seven West Midlands District Councils together own 49% of Birmingham Airport Holdings Limited (BAH) (the Council holds 18.68% of the total shareholding). The remaining shares of the company are held by Airport Group Investments Limited, 48.25%, and by the Employee Share Ownership Plan, 2.75%. The Shareholders' Agreement provides for the District Councils to cast their 49% vote in all circumstances in one consolidated block. The vote of 75% of ordinary shareholders is required for certain major decisions of the company.

The seven West Midland Districts together own all £15.4m of BAH's 6.31% preference shares (the Council owns £5.9m) which are cumulative and redeemable.

The BAH Group Accounts incorporate:

- Birmingham Airport Limited;
- Birmingham Airport Air Traffic Limited;
- Birmingham Airport Developments Limited;
- Birmingham Airport (Finance) Plc;
- Birmingham Airport Operations Limited;
- Birmingham Airport Services Limited;
- BHX Fire and Rescue Limited;
- BHX (Scotland) Limited;
- BHX Limited Partnership;
- Euro-Hub (Birmingham) Limited; and
- First Castle Developments Limited.

The principal activity of the group is the operation and management of Birmingham Airport and the provision of facilities and services associated with those operations.

The year-end of the company is 31 March 2019. For the purposes of consolidation these accounts have been used. There was no qualification to the audit opinion on the last audited accounts of the group.

BAH is accounted for as an associate for the following reasons:

- The Shareholders' Agreement provides for the Districts to cast their 49% vote in all circumstances in one consolidated block. As the Council holds 18.68% within this 49% it is considered that the Council has greater power to influence the voting of the block;
- 25% of the BAH Board of Directors (4 of 16) are Council officers or councillors.

Following adjustments to the financial information to align accounting policies with those of the Council, in accordance with the principal of equity accounting under the Code, the summarised financial information for the associate for the year ended 31 March is detailed below:

31 March 2018		31 March 2019
£m		£m
465.6	Non-Current Assets	467.7
68.7	Current Assets	152.5
(76.3)	Current Liabilities	(73.9)
(348.1)	Non-Current Liabilities	(439.4)
109.9	Net Assets	106.9
20.5	Council Interest in Net Assets @ 18.68%	20.0
155.5	Revenue	160.8
26.4	Post-Tax Profit/(Loss)	25.6
9.1	Other Comprehensive Income/(Expenditure)	(3.0)
35.5	Total Comprehensive Income/(Expenditure)	22.6
6.6	Council Interest in Total Comprehensive Income/(Expenditure) @ 18.68%	4.2

The carrying value of the Council's interest in this entity is £20.0m (2017/18: £20.5m), which is included within Investments in Associates and Joint Ventures in the Group Balance Sheet.

Birmingham Airport Holdings Limited at 31 March 2019 has disclosed four contingent liabilities within its financial statements:

- On 13 February 2001 guarantees were provided by Birmingham Airport Holdings Limited, Birmingham Airport Limited and Euro-hub (Birmingham) Limited in support of a £105 million Corporate Bond issued by Birmingham Airport (Finance) Plc. The bond is for a period of 20 years maturing on 22 February 2021 and carries a fixed interest rate of 6.25% per annum;
- On 3 December 2013 the company along with other group members of Birmingham Airport Holdings Limited provided guarantees in support of £75m private placement senior notes received by Birmingham Airport (Finance) Plc. Series A senior notes of £30m are for a period of ten years maturing on 3 December 2023 and carry a fixed interest rate of 4.472% per annum. Series B senior notes of £45m are for a period of 15 years maturing on 3 December 2028 and carry a fixed interest rate of 4.557% per annum;

- On 30 March 2016 the company along with other group members of Birmingham Airport Holdings Limited, provided guarantees in support of £76m private placement senior notes issued by Birmingham Airport (Finance) Plc. The notes are for a period of 25 years maturing on 30 March 2041 and carry a fixed interest rate of 3.8% per annum;
- On 19 January 2019 the company along with other group members of Birmingham Airport Holdings Limited, provided guarantees to the Royal Bank of Scotland Plc and Lloyds Bank Plc in support of a £50m banking facility made available to Birmingham Airport Holdings Limited. The facility is for a period of five years with an expiry date of 16 January 2024, with an option to extend by two further 12 month periods. At the date of the signing of its financial statements, the total amount outstanding under the facility was £nil.
- On 24 January 2019, the company, along with other group members of Birmingham Airport Holdings Limited, provided guarantees in support of £90m private placement senior notes issued by Birmingham Airport (Finance) Plc on 24 January 2019. The senior notes are for a period of 30 years maturing on 24 January 2049 and carry a fixed interest rate of 3.21% per annum.

The joint venture that has been consolidated into the Group Financial Statements is listed below.

II. Paradise Circus Limited Partnership

Paradise Circus Limited Partnership (the partnership) is a joint venture arrangement between the Council, BriTel Funds Trustees Limited (BriTel) and Paradise Circus General Partner Limited, which is itself formed through a partnership of the Council and BriTel. The Council and BriTel share control of the joint venture on a 50/50 basis.

The partnership is facilitating the development of the area known as Paradise Circus, supporting delivery against one of the Council's strategic aims of making Birmingham an entrepreneurial city to learn, work and invest in. The entity was incorporated on 11 September 2013, with operational activity commencing in January 2015.

The year-end of the company was 30 June 2018. For the purposes of consolidation these accounts have been used and supplemented by management accounts information for the nine month period to 31 March 2019. There was no qualification on the audit opinion for the last audited accounts of the company.

Following adjustments to the financial information to align accounting policies with those of the Council, in accordance with the principles of equity accounting under the Code, the summarised financial information for the joint venture for the year ended 31 March is as follows:

31 March 2018 £m		31 March 2019 £m
6.8	Non-Current Assets	17.7
22.2	Current Assets	14.3
(4.0)	Current Liabilities	(4.9)
(28.2)	Non-Current Liabilities	(37.4)
(3.2)	Net Assets/(Liabilities)	(10.3)
(1.6)	Council Interest in Net Liabilities @ 50%	(5.2)
12.4	Revenue	7.3
(1.4)	Post-Tax Profit/(Loss)	(7.1)
-	Other Comprehensive Income/(Expenditure)	-
(1.4)	Total Comprehensive Income/(Expenditure)	(7.1)
(0.7)	Council Interest in Total Comprehensive Income/(Expenditure) @ 50%	(3.6)

The carrying value of the Council's interest in this entity is a net deficit of £5.2m (2017/18: £1.6m deficit), which is included within the current liabilities in the Group Balance Sheet.



Annual Governance Statement 2018/19

Annual Governance Statement 2018/19**1 Scope of responsibility**

- 1.1. Birmingham City Council (the Council) is responsible for ensuring that its business is conducted in accordance with the law and proper standards, and that public money is safeguarded and properly accounted for, and used economically, efficiently and effectively. The Council also has a duty under the Local Government Act 1999 to make arrangements to secure continuous improvement in the way in which its functions are exercised, having regard to a combination of economy, efficiency, and effectiveness.
- 1.2. In discharging this overall responsibility, the Council is responsible for putting in place proper arrangements for the governance of its affairs, facilitating the effective exercise of its functions, and including arrangements for the management of risk.
- 1.3. The Council operates a governance framework which is consistent with the principles of the *Delivering Good Governance in Local Government: Framework* (CIPFA/Solace 2016). This statement explains how the Council has complied with the framework and also meets the requirements of *The Accounts and Audit Regulations 2015*, Regulation 6(1)(a), which requires an authority to conduct a review at least once a year of the effectiveness of its system of internal control and include a statement reporting on the review with any published Statement of Accounts and, Regulation 6(1)(b), which requires all relevant bodies to prepare an Annual Governance Statement (AGS).

2 The purpose of the governance framework

- 2.1. The Council as a whole is committed to good governance and to improving governance on a continuous basis through a process of evaluation and review.
- 2.2. Good governance for the Council is ensuring it is doing the right things, in the right way, for the right people, in a timely, inclusive, open, honest and accountable manner and the Council seeks to achieve its objectives while acting in the public interest at all times.
- 2.3. The governance framework comprises the systems, processes, culture and values by which the Council directs and controls its activities and through which it accounts to, engages with and leads its communities. It enables the Council to monitor the achievement of its strategic objectives and to consider whether those objectives have led to the delivery of high quality services and value for money.
- 2.4. The system of internal control is a significant part of that framework and is designed to manage risk to a reasonable level. It cannot eliminate all risk of failure to achieve policies, aims and objectives and can therefore only provide reasonable and not absolute assurance of effectiveness. The system of internal control is based on an on-going process designed to identify and prioritise the risks to the achievement of the Council's policies, aims and objectives, to evaluate the likelihood of those risks being realised and the impact should they be realised, and to manage them efficiently, effectively and economically.
- 2.5. The governance framework has been in place at the Council for the year ended 31 March 2019 and up to the date of approval of the Statement of Accounts.

3 The governance framework

- 3.1. The key elements of the systems and processes that comprise the Council's governance arrangements include the following:

The Council's vision and priorities for Birmingham

- 3.2. The Council has been on a journey to redefine its vision and purpose in serving the people of Birmingham, driving the necessary change to deliver a new Council role and relationship with the City, its citizens and its partners.
- 3.3. The Council's vision for the future of Birmingham is to create a city of growth, in which every child, citizen and place matters and to support this, the Council has set itself five clear priorities:
- **Birmingham is an entrepreneurial city to learn, work and invest in.**
 - **Birmingham is an aspirational city to grow up in**
 - **Birmingham is a fulfilling city to age well in**
 - **Birmingham is a great city to live in.**
 - **Birmingham residents gain the maximum benefit from hosting the Commonwealth Games.**
- 3.4. The Council's vision and priorities in terms of the contribution to strategic outcomes are set out in the Council Plan 2018-2022 Plan (the Plan). The Plan was updated in 2018/19 and is available on the Council's website.
- 3.5. The Plan articulates the strategic direction for the Council with a clear set of corporate priorities. These priorities have been informed by extensive consultation with Cabinet Members and Members from opposition groups, citizens and partners, surveys and consultations.
- 3.6. A set of service delivery measures, aligned to service plans and Council priorities have been put in place for 2018/2019. These measures are designed to ensure improvement in service quality and outcomes for the citizens of Birmingham, some have a particular focus on disadvantaged groups. Regular monitoring and reporting against these measures ensures that weaknesses in performance are identified at an early stage and effective action to bring performance in line with targets is undertaken.
- 3.7. In turn, the corporate priorities are supported by more detailed Directorate and Service Plans which are also regularly monitored and reviewed.
- 3.8. The Council ensures the economical, effective and efficient use of resources, and secures continuous improvement in the way in which its functions are exercised, by having regard to a combination of economy, efficiency and effectiveness as required by the Best Value duty. Achievement of value for money is a key part of the Council's long term financial strategy.
- 3.9. The Council continues to face significant funding reductions and challenges in achieving its budget plans, outlined in the Council Plan and Budget 2018+.

-
- 3.10. A robust system to monitor the achievement of savings proposals and scrutiny by Council Management Team (CMT), Budget Board and Cabinet is in place and regularly undertook actions throughout the financial year to control spend. During 2018/19, the Council has overhauled and strengthened its financial planning and control framework and reasserted 'grip' of the financial position with a series of interventions that have enabled the Council to eliminate a £28m in-year pressure since the May 2018 election. Where pressures were identified, Directors were required to find alternative solutions and actions to contain spending within cash limits.
- 3.11. Following the financial experiences over the last three years, highlighted by both the Birmingham Independent Improvement Panel (BIIP) and through Statutory Recommendations under Section 24 of the Local Audit and Accountability Act 2014, made by the external auditors in July 2018 and in March 2019, the extent of savings delivery risk is clearly recognised along with the potential impacts of unidentified pressures and other changes as the Council looks forward. In response, the Council is seeking to improve its controls to ensure that there are robust financial arrangements in place, recognising that it cannot continue to use reserves to balance the budget in the way that it has in the past. Nevertheless, it will continue to hold an element of its reserves as a contingency funding in case of savings delivery difficulties.
- 3.12. The Council's workforce has experienced many changes and challenges over the last 10 years as the workforce is modernised. From transforming the customer service function and developing a Citizen Access Strategy to facing some of the challenges driven by being a large employer such as equal pay cases and reviews of terms and conditions. ,
- 3.13. External reviews, including the '*Kerslake Review*', highlighted many areas for improvement – much of which the Council already knew about itself – including the lack of a corporate strategic picture and therefore workforce reductions which were not focused in terms of delivering savings.
- 3.14. As the vision for the future priorities is now clearer, the workforce and employment model needs to be reshaped to ensure that the Council is fit for that future through the Council's Workforce Strategy, agreed by Cabinet in 2018. The strategy will guide a much stronger approach to staff engagement, empowerment and culture change.
- 3.15. The Council's planning framework is set in the context of the wider city leadership and governance, such as the West Midlands Combined Authority's (WMCA) Strategic Economic Plan (developed by the local enterprise partnerships in conjunction with the WMCA) and the Birmingham and Solihull Sustainability and Transformation Plan (to deliver better health and care for local people).
- 3.16. The Council has a strong public, third sector, and business engagement role. A new Community Cohesion Strategy has been launched and there is an established partnership toolkit setting out the governance and internal control arrangements which must be in place when the Council enters into partnership working. This includes arrangements for the roles of Members and Officers, and the implementation and monitoring of objectives and key targets.
- 3.17. Working with partners, the Council plays a strategic role for the Greater Birmingham area, working with the Greater Birmingham and Solihull Local Enterprise Partnership (LEP) and where applicable, jointly and in consultation with the West Midlands Combined Authority. As Accountable Body and partner to the LEP, the council develops collaborative solutions to common problems, and facilitates coherent

- programmes with regional and international partners to deliver an economic strategy for the city and region. LEP projects are delivered within the LEP Assurance Framework, approved by the Council's governance processes as Accountable Body, managed and monitored through Programme Delivery Board and thematic "Pillar Boards", with regular reporting to the LEP Board.
- 3.18. Change across local government continues. A Mayor was elected on 6 May 2017 to head the West Midlands Combined Authority (WMCA). The WMCA uses devolved powers from central government to allow the Council, along with its regional counterparts, to drive economic growth, investment and the reform of public services. There will be continued innovative ways of delivering local services and for people to engage in their local community, such as through the local council for Sutton Coldfield.
- 3.19. The Cabinet Committee - Group Company Governance, works to improve the level of Council oversight of the activities of those companies that it either wholly owns, or in which it has an interest or a relationship through nominees.
- 3.20. In May 2016, the Council announced its intention to move towards a Children's Trust. The Trust is a wholly owned company of the Council and works in close partnership to continue to improve outcomes for disadvantaged children and young people in the City. In April 2018, the Children's Trust became operationally independent of the Council as part of an ongoing process of improvement.
- 3.21. The Council's Constitution which is reviewed annually by the Monitoring Officer with amendments agreed at the Annual General Meeting, is available on the Council's website. Any in-year changes are agreed by Cabinet and/or the Council Business Management Committee (CBMC).
- 3.22. The Council facilitates policy and decision-making via an Executive Structure. There were ten members of Cabinet for the 2018/19 financial year: the Leader, Deputy Leader and eight other Cabinet Members with the following portfolios:
- Cabinet Member – Children's Wellbeing;
 - Cabinet Member – Clean Streets, Waste and Recycling; (renamed Street Scene and Parks from May 19)
 - Cabinet Member – Health and Social Care;
 - Cabinet Member – Homes and Neighbourhoods;
 - Cabinet Member – Finance and Resources;
 - Cabinet Member – Social Inclusion, Community Safety and Equalities;
 - Cabinet Member – Transportation and Environment;
 - Cabinet Member – Education, Skills and Culture.
- 3.23. The Constitution sets out the terms of reference or function for each of the Committees and signposts to a schedule of matters reserved for decision by Full Council.
- 3.24. The CBMC has responsibility for the planning and preparation of the agenda, papers and other arrangements for Council meetings and provides the forum for non-executive, non-scrutiny and non-regulatory matters.

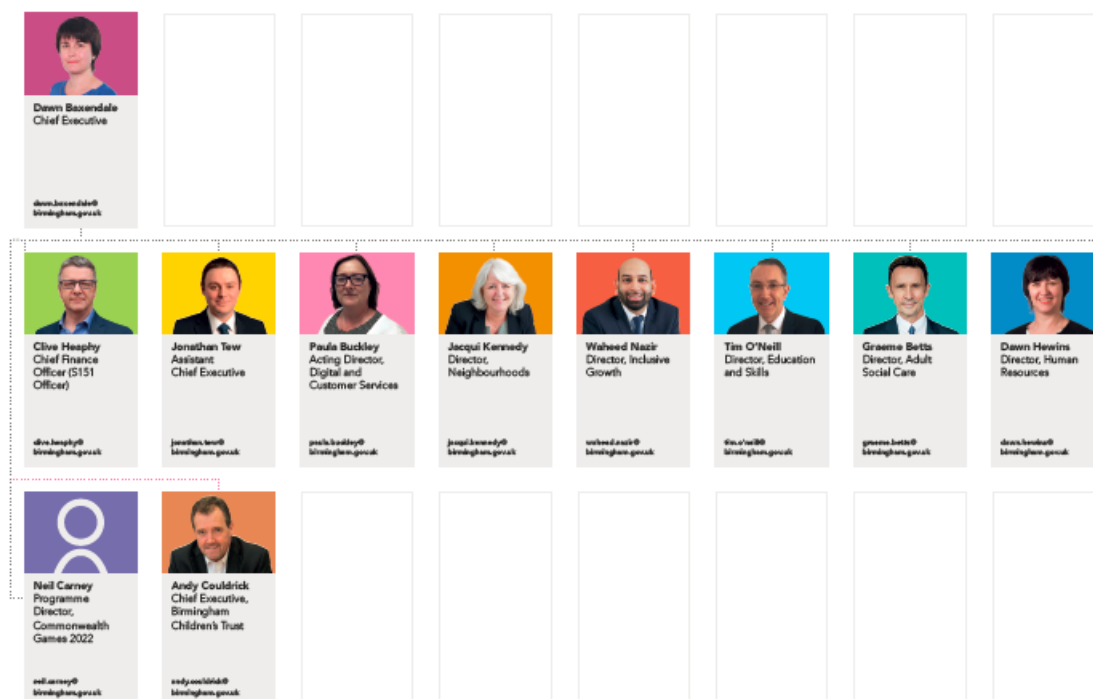
- 3.25. CBMC oversees the Council's relationship with the Independent Remuneration Panel which is chaired by an independent person. CBMC submits recommendations to the Council on the operation and membership of the Panel and amendments to the Councillors' Allowances Scheme.
- 3.26. CBMC also discharges the Council's functions in relation to parishes and parish councils.
- 3.27. The purpose of the Audit Committee is to support the Council's Corporate Governance responsibilities and to provide independent assurance to the Council in relation to internal control, risk management and governance. The role of the Audit Committee includes active involvement in the review of financial systems and procedures, close liaison with external audit and responsibility for the approval of the Annual Accounts and to review and make recommendations to the executive regarding the effectiveness of internal audit on the Council's arrangements for deterring, preventing, detecting and investigating fraud.

Roles, Values and Standards of Conduct and Behaviour of Members and Officers

- 3.28. The Constitution sets out the respective roles and responsibilities of the Cabinet and other Members and Officers and how these are put into practice.
- 3.29. The Constitution also includes a Scheme of Delegation to Officers which sets out the powers of Corporate Directors.
- 3.30. The Council has Codes of Conduct for both Members and Officers which set out the standards of conduct and personal behaviour expected and the conduct of work between members and officers. In particular the Council has clear arrangements for declaration of interests and registering of gifts and hospitality offered and received.

Management Structure

- 3.31. During 2018/19, the Council operated through six Directorates, Adult Social Care and Health, Children and Young People, Economy, Finance and Governance, Place and Strategic Services with a separate Human Resources Directorate from July 2018.
- 3.32. A senior management restructure took place in 2018/19 resulting in revised directorate names and responsibilities with effect from 21 January 2019.
- 3.33. The Council's management structure as at 31 March 2019 was as per the diagram below:



3.34. In addition, during the year, the following key changes occurred

- Dawn Baxendale was appointed as permanent Chief Executive and started with the Council on 1 April 2018. Her departure was announced in July 2019. Clive Heaphy was appointed as Chief Executive (Acting) on 10 September 2019. Becky Hallard has been appointed as Interim Finance Director with effect from October 2019.
- Dr Tim O'Neill was appointed as Director – Education and Skills on 7 January 2019, replacing Colin Diamond who left 31 August 2018.
- Angela Probert left the Council on 15 February 2019 and the post of Chief Operating Officer was deleted.
- Neil Carney took up the role of Programme Director, Commonwealth Games on 29 May 2018

Peter Bishop was appointed as Director, Digital and Customer Services from 1 July 2019.

In September 2019, Waheed Nazir announced his decision to step down from his post of Director, Inclusive Growth.

Financial Management Arrangements

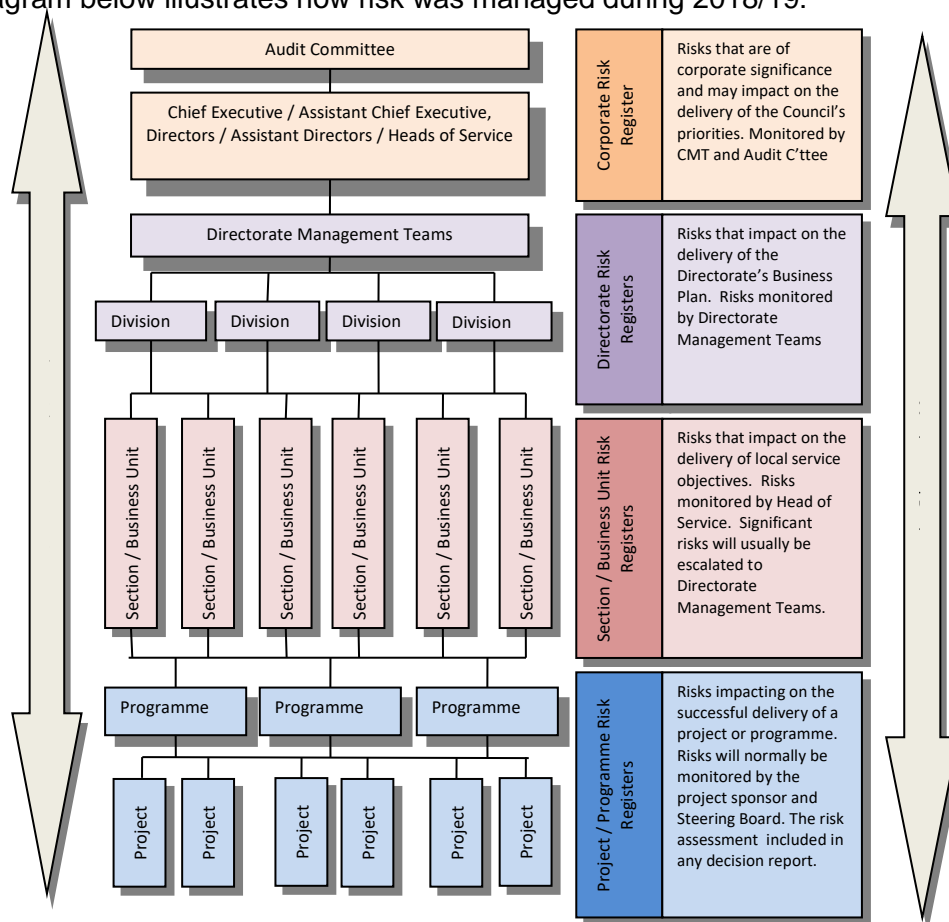
3.35. The Council's financial management arrangements conform to the governance requirements of the CIPFA Statement on the Role of the Chief Financial Officer in Local Government (2016). The role of the Chief Finance Officer (CFO)/Section 151 Officer includes being:

- A key member of CMT, helping it to develop and implement strategy and to resource and deliver the Council's strategic objectives sustainably and in the public interest;
- Actively involved in, and able to bring influence to bear on, all material business decisions to ensure immediate and longer term implications, opportunities and risks are fully considered, and alignment with the Council's financial strategy;

- Leading the promotion and delivery of good financial management so that public money is safeguarded at all times and used appropriately, economically, efficiently and effectively;
- To deliver these responsibilities, the CFO leads and directs a finance function that is resourced to be fit for purpose; and is professionally qualified and suitably experienced.

Scrutiny, Accountability and Risk Management

- 3.36. The Overview & Scrutiny Committees cover all Cabinet Member portfolios and the Districts collectively. All Executive decisions can be called in for Scrutiny to ensure that they are soundly based and consistent with Council policy.
- 3.37. The Council has a procedure for handling complaints, compliments, and comments that monitors formal contact with members of the public. Such enquiries are actively tracked through the process and independently reviewed and where appropriate, actions taken to improve service delivery.
- 3.38. The Council ensures compliance with established policies, procedures, laws, and regulations - including risk management. For transparency, all reports to Cabinet and Cabinet Members are required to include governance information relating to: Council policy, internal and external consultation, financial and legal implications and Public Sector Equalities Duty. All reports are required to be cleared by senior finance and legal officers.
- 3.39. Risk management continues to be embedded within the Council. The schematic diagram below illustrates how risk was managed during 2018/19:



-
- 3.40. The Risk Management Framework is available on the Council's website, and advice and support is provided as requested. Updated information regarding the management of the risks within the Council's Corporate Risk Register continues to be reported to the Audit Committee three times per year. CMT identifies new risks to the Council, and the draft Corporate Risk Register update is reported to it monthly. CMT challenge the updated information provided, and recommend re-wording or deletion of risks as appropriate. In addition business plans at directorate and divisional level include key risks.
- 3.41. Legal requirements and Council policy, together with guidance on their implementation, are set out in detail in the Policies, Standards, Procedures and Guidance database held on the Council's systems. Directorates maintain detailed delegations and guidance on specific legislative requirements which affect their service delivery.
- 3.42. The Council has a strong Internal Audit function (Birmingham Audit) and well-established protocols for working with external audit. The Council's external auditors have responsibilities under the Code of Audit Practice to review compliance with policies, procedures, laws and regulations within their remit.

Birmingham Independent Improvement Panel (BIIP)

- 3.43. Following Lord Kerslake's review of the Council's corporate governance (published in December 2014), the Birmingham Independent Improvement Panel (BIIP) was set up in January 2015. The Council and BIIP have worked closely together from this time.
- 3.44. In a letter to the Secretary of State for Communities and Local Government in April, the BIIP confirmed it had officially stood itself down in March 2019.
- 3.45. In its April 2019 report, the BIIP acknowledged that "there has been meaningful progress over the last 10 months. We recognise the huge amount of work that Birmingham City Council is doing to get itself on the right track and tackle deep entrenched problems" but "due to the enormous challenges encountered in the last year and still being experienced, the pace of improvement continues to be slower than everyone involved would want".
- 3.46. The letter recommended the Minister for Housing, Communities and Local Government "Put in place external independent challenge and support, additional to that proposed by the Council, to replace the Panel." The Council is planning to maintain constructive and critical challenge through internal scrutiny and sector-led arrangements.

External Audit

- 3.47. In July 2018, the external auditor undertook the relatively unusual step of issuing a number of Statutory Recommendations under Section 24 of the Local Audit and Accountability Act 2014. This measure was a strong warning to the Council of the Auditors concerns and was the second such report issued to Birmingham City Council in three years.
- 3.48. In March 2019 the external auditor considered it appropriate to issue further Section 24 recommendations in relation to Governance and the Waste Service and to Financial Management. The Council responded to the recommendations at a meeting of Full Council on 2nd April 2019.

Member Development

- 3.49. The Members Development Strategy 2018-2022 aims to provide a member development programme that will ensure all councillors have the opportunity to gain the knowledge and skills to fulfil their role as 21st Century Councillors; make a positive difference every day to the people of Birmingham; provide strategic leadership; working together with officers in the transformation and delivery of Council services.

Councillors are at the heart of the Council and the organisation as a whole will support the member development strategy. It will be overseen by CMT and the Member Development Steering Group; coordinated through the Members Development Team, consisting of officers from Legal and Governance. This collaborative approach will ensure ownership of the strategy by the Council as a whole.

- 3.50. In addition to the Members' Development Programme, all Councillors have access to e-learning through the Members' portal on People Solutions and are regularly kept up to date on training and development via the City Councillor bulletin circulated by email. This gives details of legislation, training opportunities and other issues of importance to Members.
- 3.51. Regular monthly "market places" and briefing sessions are held to keep Councillors updated on Council services or services provided by partner organisations.
- 3.52. The Members' Development Programme 2018/19 was delivered around three areas as outlined in the table below:

New Member Induction	Role Specific Training	On-going Member Development
Aim: To give oversight of Council processes and procedures to enable new members to get quickly up to speed with their role.	Aim: ensuring members have the knowledge and understanding of legal and governance requirements to carry out role on regulatory and scrutiny committees.	Aim: to provide ongoing development opportunities for members related to current and potential future role and responsibilities.
Understand role and responsibilities, the Council's values & behaviours, define new development offer.	Planning, Licensing and Scrutiny training provided to support members.	Skill development (e.g. mental health, first aid); networks and external courses.
Code of conduct and the constitution.		On-going transformation (e.g. Children's Trust, apprenticeships, homelessness, universal credit).
Who's who in Birmingham, customer intelligence and access to IT and council services.		Community leadership including local leadership, tools for ward working).

Workforce

- 3.53. Having a flexible, skilled and mobile workforce is critical to the Council effectively responding to increasing demands placed on front line services and support functions and to the delivery of a long-term sustainable organisation. Financial reductions facing the Council are impacting significantly on its ability to recruit and retain the talent needed to ensure workforce capacity.
- 3.54. During 2018/19, the 'My Appraisal' review process continued, enabling a consistent means of assessing and rewarding performance. 'My Appraisal' is specifically designed to ensure that employees are supported to implement the Council's core values:
- We put citizens first
 - We are true to our word
 - We act courageously
 - We achieve excellence

Engagement with the community and other stakeholders

- 3.55. The Council engages in a wide range of consultation and engagement activities to inform service delivery and decision making. These are summarised in an annual statement and on-line consultation database. The Council Plan and Budget 2019 to 2023 consultation process included public meetings led by the Council's Leader and Cabinet, an online Be Heard survey, an online communications campaign including webpages, news feeds, Facebook and Twitter, consultation via post and email, and consultation with the business community and the Chamber of Commerce.
- 3.56. The Council's Scrutiny function regularly engages with key partners and other interested groups and individuals in order to assess the impact and suitability of the Council's activity. The Scrutiny Committees make an annual report to Full Council.
- 3.57. Clear channels of communication are in place with service users, citizens and stakeholders. The Council holds meetings in public wherever possible and many formal meetings are also webcast. Directorates have extensive programmes of consultation and engagement activity for specific services.
- 3.58. In 2018 the Council held a "summer of engagement" including "Working Together in Neighbourhoods" and the Community Cohesion Strategy. "Forward together to build a fair and inclusive city for everyone" is the first Community Cohesion Strategy for Birmingham, developed in partnership with citizens, communities and organisations across the city.

4 Review of effectiveness

- 4.1. The Council has responsibility for conducting, at least annually, a review of the effectiveness of its governance framework including the system of internal control. The review of effectiveness is informed by the work of the CMT which has responsibility for the development and maintenance of the governance environment, Birmingham Audit's annual report, and also by comments made by the external auditors, responding to the BIP reports and other review agencies and inspectorates.
- 4.2. The Council published a Corporate Governance Improvement Plan and reported progress against planned actions, the most recent in March 2019.

-
- 4.3. The Council continues to assess how its overall corporate governance responsibilities are discharged. In particular the Council has adopted the *'Delivering Good Governance in Local Government: Framework'* (2016 CIPFA/Solace) and continues to learn from experiences and makes necessary changes to improve its local code of governance.
- 4.4. The Council has a well-developed methodology for annual governance review which is reviewed and updated each year. The process requires each Directorate and significant areas of service delivery / business units within a Directorate to produce an Assurance Statement highlighting significant governance issues, and details of what action(s) are being taken to mitigate any risks.
- 4.5. The Council's review of the effectiveness of the system of internal control is informed by:
- Directorate assurance based on management information, performance information, officer assurance statements and Scrutiny reports;
 - The work undertaken by Birmingham Audit during the year;
 - The work undertaken by the external auditor reported in their annual audit letter and statutory recommendations; and
 - Other work undertaken by independent inspection bodies.
- 4.6. The arrangements for the provision of internal audit are contained within the Council's Financial Regulations which are included within the Constitution. The Chief Finance Officer is responsible for ensuring that there is an adequate and effective system of internal audit of the Council's accounting and other systems of internal control as required by the Accounts and Audit Regulations 2015. The internal audit provision operates in accordance with the Public Sector Internal Audit Standards.
- 4.7. As in previous years the Birmingham Audit plan was compiled on the basis of professional judgement and a risk model to 'score' all potential 'auditable' areas. To meet the standards required there was a need to ensure sufficient coverage of the adequacy and effectiveness of systems of internal control in relation to financial control, risk management, corporate governance and an element for proactive and reactive fraud work.
- 4.8. The resulting work plan is discussed and agreed with the Directors and Audit Committee and shared with the Council's external auditor. Birmingham Audit reports include an assessment of the adequacy of internal control and prioritised action plans to address any identified weaknesses and include a risk rating for the Council and the Service Area. These are submitted to Members, Corporate Directors and service managers as appropriate.
- 4.9. From the work undertaken by Birmingham Audit during 2018/19 and the outcomes from applying the model for formulating the end of year opinion the following assurance was able to be given: *"Based on the audit work undertaken I am able to provide a reasonable assurance for the core systems of internal controls evaluated. As in any large organisation, our work did identify some significant issues that required action. This assurance also needs to be taken in context of the findings from the Birmingham Improvement Panel, External Audit and CIPFA's review into financial management, all of which limit my overall assurance."* In this context 'reasonable assurance' means that the systems can be relied upon to prevent error, fraud or

misappropriation occurring without detection, and that nothing was found that would materially affect the Council's standing or Annual Accounts. As in any large organisation, Internal Audit did identify some significant issues that required action. All significant issues were reported to the appropriate Director during the year.

- 4.10. All significant issues have also been brought to the attention of the Audit Committee, and where appropriate to CMT. The more significant of these are set out in the section entitled '**Significant governance issues 2018/19**' below.
- 4.11. The internal audit function is monitored and reviewed regularly by Audit Committee. The Committee reviews management progress in implementing recommendations made in significant, high risk audit reports and against issues raised in the AGS through the Corporate Risk Register.
- 4.12. The Council's Overview and Scrutiny Committees received reports on key control issues throughout 2018/19 including an integrated assessment of Health and Social Care on delayed transfer of care, corporate parenting and the Sustainability and Transformation Partnership.
- 4.13. The Vision and Priorities Council Plan and organisational health targets were monitored through the Council Plan Measures by CMT, the Deputy Leader and Cabinet. Directorate and Business Unit business plans contain a variety of performance indicators and targets, which are regularly reviewed.
- 4.14. The Monitoring Officer advises that there were 122 concerns raised and considered under the Council's Whistleblowing & Serious Misconduct policy in the 2018/19 financial year.

5 **Review of 2017/18 governance issues**

- 5.1. The significant 2017/18 governance issues were considered by Audit Committee in June 2018, agreed as part of the Statement of Accounts in July 2018 and reviewed as part of the Corporate Risk Register updates in the 2018/19 financial year. In addition, this Committee received reports relating to Final Accounts, Fraud and the Local Government Ombudsman Annual Review.
- 5.2. Children's Safeguarding issues were considered by Cabinet and the Schools, Children and Families O&S Scrutiny Committee. This O&S Committee also considered issues such as the Children's Trust, the Education and Children's Social Care Improvement Journey, child poverty and children missing from home or care.
- 5.3. Housing and Neighbourhoods O&S Committee reviewed progress of the Homelessness Prevention Strategy and Cabinet received an update on the implementation of the Homelessness Reduction Act.
- 5.4. Regular Revenue Budget Monitoring reports and quarterly Capital Budget Monitoring reports were considered by Cabinet.
- 5.5. The Council worked closely with the BIIP to formulate and implement action plans in response to the Kerslake review.

6 Significant governance issues 2018/19

- 6.1. The matters shown in this section have either been identified as having a significant or high likelihood in the Corporate Risk Register or have been highlighted as corporate issues in the annual assurance process. The Council actively addresses these matters and identifies areas where further improvements need to be made. In particular:

Issue No	Governance Issue	Mitigation Action / Proposed Action
1	<p>Financial Resilience</p> <p>The Council faces continued reducing resources. This poses challenges to the financial resilience of the Council.</p> <p>Financial resilience continues to be a focus for the external auditors, with continued demands to evidence 'Going Concern'.</p> <p>Given the Council is in the ninth year of budget reductions the possibility of Judicial Review challenge to the budget or elements of it, remains high.</p> <p>The risk of schools deficits and strain on the high needs block is monitored via the corporate risk register as these costs may ultimately need to be borne by the council.</p>	<p>Proactive actions are in place to plan and monitor the delivery of the savings programme including the delivery of workforce savings. These include further assurances on the deliverability and impacts of proposals and a commitment from Cabinet to future budgeting.</p> <p>Governance processes have been reviewed and significantly enhanced to improve the production of implementation plans and monitoring of the most significant savings proposals at the highest level.</p> <p>A number of controls have been introduced to support schools and provide early warning of difficulties setting balanced budgets.</p>
2	<p>Major Projects and Partnership Working</p> <p>The Council is involved in a range of major projects which include partnership working arrangements and sometimes complex legal agreements for example:</p> <ul style="list-style-type: none"> • Working with neighbouring authorities in the West Midlands Combined Authority • Strengthening partnership working as Birmingham works towards hosting the Commonwealth Games 2022. • Working with private sector partners on major developments in the City such as Paradise. • Birmingham Children's Trust. 	<p>The partnership with neighbouring authorities through the West Midlands Combined Authority continues to develop. The next stages are vital as devolution is implemented, making sure that work leads to permanent benefits for the region.</p> <p>The Council is reviewing the way it works with its partners - working equally to a common shared purpose.</p> <p>Children's Services have moved to a Trust arrangement from April 2018. A clearly defined relationship between the Trust and the Council has been established based on service contracts. The contracts will be monitored throughout the year.</p>

Issue No	Governance Issue	Mitigation Action / Proposed Action
	<ul style="list-style-type: none"> Sustainability Transformation Programme 	<p>In the light of weaknesses identified in the Council's role as accountable body for the LEP, a joint protocol is being developed to define relationships more formally so that there is greater clarity of role. Strengthening and tightening capital financial controls. Closely monitoring expenditure on major projects to ensure projects are achieved on time and within budget.</p> <p>Any transfer, commissioning or outsourcing of services is subject to the development and Cabinet approval of robust business cases and shadow working arrangements.</p>
3	<p>The Improvement Agenda</p> <p>The current challenging financial environment has required significant organisational upheaval as well as workforce reductions and compulsory redundancies.</p> <p>Review of services and associated budgets will require significant and substantial changes to the way services are provided, both internally and when working with other service providers.</p> <p>The Council has committed to</p> <ul style="list-style-type: none"> commission an independent review of the Council's model of waste collection and disposal services; a formal review of the industrial relations framework in 2019 with peer support 	<p>A People Strategy has been designed to reshape the workforce and employment model to ensure the Council is fit for the future.</p> <p>In the forthcoming year the significant planned budget reductions will increase pressure on services, which will need to be re-shaped and adopt more efficient ways of working to mitigate and manage this.</p> <p>In order to maintain a level of constructive and critical challenge, the Council is actively working with audit, overview and scrutiny and external peers to drive a sector-led approach to sustaining improvement in the future. A Strategic Programme Board will provide oversight of progress.</p>
4	<p>Homelessness and Safety Implications for Tower Blocks</p> <p>The implementation of the Homelessness Reduction Act from 1 April 2018 has seen an increase in households approaching the homelessness service.</p>	<p>Service redesign including reconfiguration of the frontline service, enhanced staffing levels and a new IT system in place from January 2019.</p>

Issue No	Governance Issue	Mitigation Action / Proposed Action
	Impact of Grenfell Tower and subsequent implications for improving safety in tower blocks.	<p>A project plan has been produced for all programmes of works required to investigate cladding systems and any associated remedial works to further enhance existing fire safety measures. This includes :</p> <ul style="list-style-type: none"> • A programme to fit sprinkler systems to 213 high rise blocks over a 3 year period. • A programme to carry out fire risk assessments to all communal areas annually.
5	<p>Asset Condition and Sufficiency</p> <p>Many operational assets are in very poor condition following years of budget restrictions and lack of investment.</p> <p>There is an aging schools estate with some assets that are beyond repair.</p> <p>The demand for secondary school places is beginning a period of sustained growth, requiring a large number of additional places to meet our statutory duty for sufficiency.</p>	<p>The Council approved a Property Strategy 2018/19 – 2023/24 to better join up decision making, realignment of assets and enable strategic development.</p> <p>Capital funding to meet basic need requirements is being effectively managed through our strategy to make best use of existing space</p>
6	<p>Commonwealth Games</p> <p>Hosting the Commonwealth Games in 2022 brings with it significant delivery expectations (in terms of capital project management and delivery of legacy benefits) for the Council as well as significant financial commitments.</p>	<p>The Council is alive to the delivery, financial and reputational risks associated with the Games and has active risk management and programme management arrangements in place to ensure prompt and timely resolution of issues. The Council is working closely with strategic and regional partners to build robust and collaborative governance arrangements.</p>
7	<p>Workforce</p> <p>Recent industrial disputes in the Waste Service and Enablement Service potentially impacting on the Council's efforts to modernise its services.</p>	<p>The Council will engage positively with a joint working group of trades unions to review its waste service. The Council will commission an independent review of its waste service and act on its findings.</p>

Issue No	Governance Issue	Mitigation Action / Proposed Action
	Radical change is required to the culture and behaviours of the organisation and implementation of more effective and streamlined organisational structures which promote innovation, financial resilience and accountability.	A People Strategy has been designed to reshape the workforce and employment model to ensure the Council is fit for the future.
8	<p>Contract Management Intelligent Client Functions are not robust enough, leading to a number of contracts underperforming or developing risks to service provision.</p> <p>The corporate risk register monitors contractual risks in relation to Early Years, Travel Assist and the Highways PFI contract.</p>	<p>Early identification of issues or problems, ensuring the contracts and output specifications are delivered to required standards and deliver continuous improvement – tailored to each contract as necessary.</p> <p>On-going identification of mitigating actions to reduce the level of risk.</p> <p>A consensual settlement agreement has been signed for Amey plc to exit the Birmingham Highways PFI contract. As part of the agreement, Amey will continue to provide services until a replacement contractor is found to deliver those services on an interim basis. That interim replacement will be in place no later than 1st April 2020. The full retendering of the project to find a permanent replacement contractor will take place during 2020/21.</p>

- 6.2. These matters are monitored through the Corporate Risk Register, CMT and Directorate Service and operational plans as required. During the year the Audit Committee monitors progress against the issues identified in this statement.
- 6.3. We propose over the coming year to take steps to address the above matters to further enhance our governance arrangements. We are satisfied that these steps will address the need for improvements that were identified in our review of effectiveness and will monitor their implementation and operation as part of our next annual review.

Signed
Councillor Ian Ward
Leader of the Council

Signed
Clive Heaphy
Chief Executive (Acting)

Glossary

Academy School

A school that chooses to opt out of Local Authority control and receive its funding from the Education Funding Agency directly.

Accounting Policies

The rules and practices adopted by the Council that determine how the transactions and events are reflected in the Accounts.

Accruals

Income and expenditure are recognised as they are earned or incurred, not as money is received or paid (see Debtors and Creditors).

Amortised Cost

Some financial assets and liabilities are carried at amortised cost, where part of their carrying amount in the balance sheet will be either written down or written up via the Comprehensive Income and Expenditure Statement over the term of the instrument.

Annual Governance Statement

The annual governance statement is a statutory document that explains the process and procedures in place to enable the Council to carry out its functions effectively.

Balance Sheet

The Balance Sheet shows the value, as at the Balance Sheet date, of the assets, liabilities and other balances recognised by the Council.

Balances

The total level of funds an authority has accumulated over the years, available to support expenditure within the year.

Beacon Properties

In valuing the Housing Stock the Council's properties are grouped into types of a similar nature. A sample from each type, known as beacon properties, are valued with the results being multiplied up to give a total value for each type.

Business Rates

A local tax paid by businesses to their local authority, based on the value of their premises as assessed by the Government Valuation Office Agency (VOA).

Capital Charge

A charge to service revenue accounts to reflect the cost of non-current assets used in the provision of services.

Capital Expenditure

Expenditure on the acquisition of a non-current asset, or expenditure which adds to, and not merely maintains, the value of an existing non-current asset. The Government has also enacted regulations which results in certain other types of spending being treated as capital expenditure.

Capital Financing Requirement (CFR)

A measure of an authority's cumulative need to borrow to finance capital expenditure, or to meet the costs of other long-term liabilities.

Capital Receipt

Cash received from the disposal of land and other non-current assets, and from the repayment of grants and loans of a capital nature made by the Council.

Cash Flow Statement

The Cash Flow Statement shows the changes in cash and cash equivalents of the Council during the reporting period. The statement shows how the Council generates and uses cash and cash equivalents by classifying cash flows as being from operating, investing or financing activities. The amount of net cash flows arising from operating activities is a key indicator of the extent to which the operations of the Council are funded by way of taxation and grant income or from the recipients of services provided by the Council. Investing activities represent the extent to which cash outflows have been made for resources which are intended to contribute to the Council's future service delivery. Cash flows arising from financing activities are useful in predicting claims on future cash flows by providers of capital (that is borrowing) to the Council.

CIPFA/SOLACE Framework

The CIPFA/SOLACE Framework helps local authorities to develop and maintain their own codes of governance and discharge their accountability for the proper conduct of public business.

Collection Fund

A separate account administered by the Council collecting receipts from Council Tax and Business Rates and paying it on to the General Fund and other public authorities.

Community Assets

Assets that the local authority intends to hold in perpetuity, that have no determinable useful life and that may have restrictions on their disposal. Examples of community assets are parks and historic buildings.

Comprehensive Income and Expenditure Statement (CIES)

This Statement shows the accounting cost in the year of providing services in accordance with generally accepted accounting practices, rather than the amount to be funded from taxation.

Consistency

The concept that the accounting treatment of like items within an accounting period and from one period to the next is the same.

Creditors

Amounts owed by the Council for work done, goods received or services rendered, but for which payment has not been made by the end of the year.

Current Value

Current value is a measurement base which reflects the economic environment prevailing for the service or function that an asset supports when valuing the asset. The current value measurement bases include Existing Use Value, Depreciated Replacement Cost and Fair Value (see below).

Debtors

Sums of money owed to the Council for work done, goods received, services rendered or taxation due but not received by the end of the year.

Deferred Capital Receipts

Income that is still due following disposal of a non-current asset.

Defined Benefit Pension Scheme

Pension schemes in which the benefits received by the participants are independent of the contributions paid and are not directly related to the investments of the scheme.

Defined Contribution Pension Scheme

Pension schemes or other retirement benefit schemes in which the employer pays regular fixed contributions as an amount or as a percentage of pay and will have no legal or constructive obligation to pay further contributions if the scheme does not have sufficient assets to pay all employee benefits relating to employee service in the current and prior periods.

Depreciated Replacement Cost

A method of valuation which provides the current cost of replacing an asset with its modern equivalent asset less deductions for physical deterioration and obsolescence.

Depreciation

The measure of the wearing out, consumption or other reduction in the useful economic life of a non-current asset.

Earmarked Reserve

A reserve which has been set aside for a specific purpose.

Effective Interest Rate

The rate that exactly discounts estimated future cash payments or receipts through the expected life of the financial instrument.

Emoluments

Payments received in cash and benefits for employment.

Events After the Reporting Period

Those events, both favourable and adverse, that occur between the balance sheet date and the date on which the statement of accounts is signed by the Responsible Financial Officer.

Existing Use Value

The estimated amount for which a property should exchange on the date of valuation between a willing buyer and a willing seller in an arm's length transaction, disregarding potential alternative uses and any other characteristics of the property that would cause its market value to differ from that needed to replace the remaining service potential at least cost.

Expenditure and Funding Analysis

The Expenditure and Funding Analysis shows how the Council allocates expenditure for decision making purposes between the Council's Directorates. Income and expenditure accounted for under generally accepted accounting practices is presented more fully in the Comprehensive Income and Expenditure Statement.

Fair Value

Fair Value is defined as the price that would be received to sell an asset or paid to transfer a liability in an orderly transaction between market participants at the measurement date.

Fees and Charges

Income arising from the provision of services, for example, the use of leisure facilities.

Finance Lease

A lease that transfers substantially all of the risks and rewards of ownership of a fixed asset to the lessee. The payments usually cover the full cost of the asset together with a return for the cost of finance.

Financial Instruments

Financial instruments are financial assets that can be traded. They can also be seen as packages of capital that may be traded. Most types of financial instruments provide an efficient flow and transfer of capital all throughout the world's investors. These assets can be cash, a contractual right to deliver or receive cash or another type of financial instrument, or evidence of one's ownership of an entity

General Fund

The account which records income and expenditure for all the services of the Council except for the Housing Revenue Accounts and the Collection Fund, the net costs of which is met by Council Tax, Business Rates and Government grants.

Government Grants

Financial assistance from Government or other external bodies as a contribution towards the costs of services. Some grants may be accompanied by strict conditions relating to how the money can be spent. These are referred to as ring-fenced grants.

Heritage Assets

Assets that the council intends to hold for the purpose of informing or educating the public about their heritage and which are not held for their investment value. Examples include collections of antiques in museums.

Housing Revenue Account (HRA)

A separate account detailing the expenditure and income arising from the provision of council housing. Local authorities are required to maintain this separately from the General Fund.

Impairment

A diminution in value of a fixed asset resulting from, for example, obsolescence or physical damage. To comply with accounting standards the Council undertakes annual reviews of its assets to identify any assets which have been impaired.

Infrastructure Assets

These are inalienable assets, the value of which is recognised only by continued use of the asset created. Examples of such assets are highways and footpaths.

Intangible Assets

An intangible (non-physical) item may be defined as an asset when access to the future economic benefits it represents is controlled by the reporting entity.

International Financial Reporting Standards

International Financial Reporting Standards (IFRS) are a set of accounting standards developed by an independent, not for profit organisation called the International Accounting Standards Board (IASB). These are the standards which local authorities adhere to as interpreted for the public sector by the Chartered Institute of Public Finance and Accountancy (CIPFA).

Investment Properties

Interest in land and/or buildings in respect of which construction work and development have been completed, or which is held for its investment potential with rental income being negotiated at arm's length.

Investments – long term

A long-term investment is an investment that is intended to be held for use on a continuing basis in the activities of the Council. Investments should be so classified only where an intention to hold the investment for the long term can clearly be demonstrated or where there are restrictions as to the investor's ability to dispose of the investment.

Investments - short term

A short-term investment is an investment that will mature to cash within a one-year time period and is considered liquid. An asset is liquid if the owner can readily access it.

Lender Option Borrower Option (LOBO)

A LOBO is a type of loan instrument where borrowing is undertaken, initially at a fixed rate of interest. Periodically, at specific points, the lender has the option to alter the interest rate charged. Should the lender exercise the option to alter the interest rate, the borrower then has the option to continue with the loan instrument at the new rate or alternatively to terminate the agreement and pay back the sum borrowed with no other penalty.

Liabilities

Amounts due to individuals or organisations, at the balance sheet date, which will have to be paid at some time in the future. Current liabilities are payable within one year of the balance sheet date.

Long Term Debtors

These debtors represent income still to be received, for example on the sale of an asset or granting of a loan.

Market Value

The estimated amount for which a property should exchange on the date of valuation between a willing buyer and a willing seller in an arm's-length transaction after proper marketing wherein the parties had each acted knowledgeably, prudently and without compulsion.

Materiality

An item is material if its omission, non-disclosure or mis-statement in the financial statements could be expected to lead to a distortion of the view given by the financial statements.

Minimum Revenue Provision (MRP)

Minimum Revenue Provision is a charge to the revenue account in relation to capital expenditure financed from borrowing or credit arrangements. The Council is required by law to make an annual determination of MRP that it considers to be prudent.

Movement in Reserves Statement (MiRS)

This Statement shows the movement in the year on the different reserves held by the Council, analysed into 'usable reserves' (that is, those that can be applied to fund expenditure or reduce local taxation) and other reserves.

Net Book Value

The amount at which non-current assets are included in the balance sheet, i.e. their historical cost or current value less the cumulative amounts provided for depreciation.

Operating Lease

A lease other than a finance lease.

Operational Assets

Non-current assets held, occupied, used or consumed in the direct delivery of services for which the Council has a statutory duty or discretionary power to provide.

Precept

Amounts levied on the Council by other councils or public bodies (Police and Crime Commissioners, Fire and Rescue Authorities and Parish Councils), which the Council collects on their behalf.

Prior Period Adjustments

Those material adjustments applicable to prior years, arising from changes in accounting policies or from the correction of fundamental errors. They do not include normal recurring corrections or adjustments of accounting estimates made in prior years.

Private Finance Initiative (PFI)

A form of contract involving an external company providing services for a fixed period, using facilities that they have provided/constructed.

Property, Plant and Equipment

Tangible assets that yield benefits to the Council and the services it provides for a period of more than one year. Examples include land, buildings and vehicles.

Provisions

Contributions to provisions are amounts charged to the revenue account during the year for costs, resulting from a past event and with uncertain timing of payment and where a reliable estimate of the cost involved can be made.

Related Parties

There is a detailed definition of related parties in FRS8, *Related Party Disclosures*. For the Council's purposes, related parties are deemed to include the elected Members of the Council and their partners; the Chief Officers of the Council and the companies in which the Council has an interest.

Reserves

Reserves are reported in two categories.

Usable Reserves

Usable reserves are reserves that the Council may use to provide services, subject to the need to maintain a prudent level of reserves and any statutory limitations on their use (for example the Capital Receipts Reserve that may only be used to fund capital expenditure or repay debt).

Unusable Reserves

Unusable reserves are reserves that the Council is not able to use to provide services. This category includes reserves that hold unrealised gains and losses (for example the Revaluation Reserve), where amounts would only become available to provide services if the assets are sold; and reserves that hold timing differences shown in the Movement in Reserves Statement line 'Adjustments between accounting basis and funding basis under regulations'.

Revenue Expenditure

Expenditure on the day-to-day running costs of services e.g. employees, premises, supplies and services.

Revenue Expenditure Funded from Capital under Statute (REFCUS)

Expenditure incurred during the year that is treated as capital expenditure under statutory provision but does not result in a non-current asset owned by the Council. Examples of these are expenditure on items such as improvement grants.

Right to Buy (RTB) Capital Receipts

Capital receipts generated from the sale of council housing under the national scheme available to existing tenants. These receipts can only be used in ways determined by the Government, for example to pay for further capital expenditure on council housing.

Soft Loan

Loans at nil or below prevailing interest rates are often referred to as soft loans.

Top-up Grant

Additional grant which the Government provides to reflect the difference between Business Rates income that the Council can generate and the amount which the Government has calculated it needs to spend on services.

Voluntary Revenue Provision (VRP)

Voluntary Revenue Provision is a charge to the revenue account in relation to capital expenditure financed from borrowing or credit arrangements that the Council chooses to make over and above Minimum Revenue Provision.

INDEPENDENT AUDITOR'S REPORT TO THE MEMBERS OF BIRMINGHAM CITY COUNCIL

Report on the Audit of the Financial Statements

Opinion

Our opinion on the financial statements is unmodified

We have audited the financial statements of Birmingham City Council (the 'Council') and its subsidiaries, associates and joint ventures (the 'group') for the year ended 31 March 2019 which comprise the Comprehensive Income and Expenditure Statement, the Movement in Reserves Statement, the Balance Sheet, the Cash Flow Statement, the Housing Revenue Account - Income and Expenditure Statement, the Movement on the Housing Revenue Account Statement, the Collection Fund Income and Expenditure Account, the Group Comprehensive Income and Expenditure Statement, the Group Movement in Reserves Statement, the Group Balance Sheet and the Group Cash Flow Statement and notes to the financial statements, including the Accounting Policies to the Core Financial Statements and the Group Accounts. The financial reporting framework that has been applied in their preparation is applicable law and the CIPFA/LASAAC code of practice on local authority accounting in the United Kingdom 2018/19.

In our opinion, the financial statements:

- give a true and fair view of the financial position of the group and of the Council as at 31 March 2019 and of the group's expenditure and income and the Council's expenditure and income for the year then ended;
- have been prepared properly in accordance with the CIPFA/LASAAC code of practice on local authority accounting in the United Kingdom 2018/19; and
- have been prepared in accordance with the requirements of the Local Audit and Accountability Act 2014.

Basis for opinion

We conducted our audit in accordance with International Standards on Auditing (UK) (ISAs (UK)) and applicable law. Our responsibilities under those standards are further described in the 'Auditor's responsibilities for the audit of the financial statements' section of our report. We are independent of the group and the Council in accordance with the ethical requirements that are relevant to our audit of the financial statements in the UK, including the FRC's Ethical Standard, and we have fulfilled our other ethical responsibilities in accordance with these requirements. We believe that the audit evidence we have obtained is sufficient and appropriate to provide a basis for our opinion.

Emphasis of matter – completeness of equal pay contingent liability

We draw attention to the disclosures made in note 33 to the core financial statements (contingent liabilities and contingent assets) concerning the uncertain outcome of claims that may be received by the Council under the Equality Act 2010. As stated in section 3 of the contingent liabilities' disclosure in note 33, the Council has set aside a provision of £174.5 million for claims received under the Equality Act, which incorporates all claims received and negotiations agreed by 31 March 2019. Whilst the provision reflects the forecast impact of claims made to date, there remain a number of uncertainties regarding any additional liabilities that the Council may face. There are uncertainties surrounding the volume and timing of any future claims and the determination of any settlements. Our opinion is not modified in respect of this matter.

Conclusions relating to going concern

We have nothing to report in respect of the following matters in relation to which the ISAs (UK) require us to report to you where:

- the Chief Finance Officer and Section 151 Officer's use of the going concern basis of accounting in the preparation of the financial statements is not appropriate; or
- the Chief Finance Officer and Section 151 Officer has not disclosed in the financial statements any identified material uncertainties that may cast significant doubt about the group's or the Council's ability to continue to

adopt the going concern basis of accounting for a period of at least twelve months from the date when the financial statements are authorised for issue.



Overview of our audit approach

Financial statements audit

- Overall materiality: £44,460,000, which represents 1.5% of the group's gross total cost of services expenditure;
- Key audit matters were identified as:
 - Valuation of property, plant and equipment (specifically council dwellings, other land and buildings and surplus assets)
 - Valuation of the pension net liability
- We performed a full scope audit of the Council, placed reliance on work of component auditors for material balances of Birmingham Children's Trust and performed audit procedures for material balances of Birmingham InReach Limited. We also performed analytical procedures on all the other components within the Group.

Conclusion on the Council's arrangements for securing economy, efficiency and effectiveness in its use of resources

We identified six significant risks in respect of the Council's arrangements for securing economy, efficiency and effectiveness in its use of resources in respect of Finance, Governance and waste service, the Highways Maintenance and Management Public Finance Initiative (HMMPFI) contract, the Commonwealth Games, Services for Vulnerable Children and Management of Schools (see Report on other legal and regulatory requirements section).

Key audit matters

Key audit matters are those matters that, in our professional judgment, were of most significance in our audit of the financial statements of the current year and include the most significant assessed risks of material misstatement (whether or not due to fraud) that we identified. These matters included those that had the greatest effect on: the overall audit strategy; the allocation of resources in the audit; and directing the efforts of the engagement team. These matters were addressed in the context of our audit of the financial statements as a whole, and in forming our opinion thereon, and we do not provide a separate opinion on these matters.

Key Audit Matter – Council	How the matter was addressed in the audit – Council
<p>Risk 1 Valuation of property, plant and equipment (specifically council dwellings, other land and buildings and surplus assets)</p> <p>The Council revalues its land and buildings on a rolling five-year programme to ensure that the carrying value is not materially different from the current value or the fair value (for surplus assets). This represents a significant estimate by management in the Council's financial statements.</p> <p>Valuation of property, plant and equipment is considered a significant estimate due to the size of</p>	<p>Our audit work included, but was not restricted to:</p> <ul style="list-style-type: none"> • Evaluating management's processes and assumptions for the calculation of the estimate, the instructions issued to the valuation expert and the scope of their work; • Evaluating the competence, capabilities and objectivity of the valuation expert (the valuer);

Key Audit Matter – Council

the numbers involved (£5.005 billion) and the sensitivity of this estimate to changes in key assumptions.

We therefore identified the valuation of property, plant and equipment (specifically council dwellings, other land and buildings and surplus assets) as a significant risk, which was one of the most significant assessed risks of material misstatement.

How the matter was addressed in the audit – Council

- Writing to the valuer to confirm the basis on which the valuation was carried out;
- Challenging the information and assumptions used by the valuer, using an auditor's expert, to ensure completeness and consistency with our understanding;
- Testing revaluations made during the year to ensure they were input correctly into the Council's asset register; and
- Evaluating the assumptions made by management for those assets either revalued at 1 April 2018 and how management had satisfied themselves that the current values (or fair values for surplus assets) at the year-end are not materially different to the carrying values per the financial statements.
- Evaluating the beacons used for the council dwelling valuation in order to ensure that the classes used were appropriate and reflected the Council's housing stock, as well as challenging the basis of valuation of such beacons.

The Council's accounting policy on valuation of property, plant and equipment (specifically council dwellings, other land and buildings and surplus assets) is shown in note 1.xi to the core financial statements and related disclosures are included in note 23 to the core financial statements.

Key observations

During our testing of Council Dwellings, we identified a £51.0 million credit to the Comprehensive Income and Expenditure Statement (CIES) relating to depreciation incorrectly reversed through the CIES on revaluation. This had no impact on net book value of Council Dwellings and has been amended for within the financial statements on audit.

Within Other Land and Buildings, we identified two errors from our testing:

- An understatement of £16.7 million in the revaluation of secondary schools due to the incorrect primary school Modern Equivalent Asset basis being applied.
- An understatement of £32.0 million in building assets valued on a Depreciated Replacement Cost basis.

Key Audit Matter – Council

Risk 2 Valuation of pension net liability

The Council's pension fund net liability, as reflected in its balance sheet as the net liability on defined pension scheme, represents a significant estimate in the core financial statements.

The pension fund net liability is considered a significant estimate due to the size of the numbers involved (£2.552) billion in the Council's balance sheet) and the sensitivity of the estimate to changes in key assumptions.

During the audit, we identified the need for the pension liability to be restated to take into account the impact of the McCloud case. The Court of Appeal had previously ruled that there was age discrimination in the judges and firefighters pension schemes where transitional protections were given to scheme members. The Government applied to the Supreme Court for permission to appeal this ruling but, in July 2019, the Government was refused leave to appeal. This case will now be remitted to an employment tribunal for remedy. The legal ruling has implications for other pension schemes which have implemented transitional arrangements on changing benefits, including the Local Government Pensions Scheme, of which the Council is part. The ruling will result in an increase in the Council's pension fund net liability, which the Council's actuary has estimated at £49 million. We therefore identified the valuation of the pension net liability as a significant risk, which was one of the most significant assessed risks of material misstatement.

How the matter was addressed in the audit – Council

Within Surplus Assets we identified an overstatement of £93.5 million in the revaluation due to a processing error whereby two new assets were created in the fixed asset register upon revaluation in error. This error has also been amended for within the financial statements on audit.

Subject to the above adjustments, we obtained sufficient audit assurance to conclude that:

- The basis of the valuations for Council Dwellings, Other Land and buildings and Surplus Assets were appropriate and the assumptions and processes used by the valuer in determining the estimate were reasonable; and
- The valuation of Council Dwellings, Other Land and buildings and Surplus Assets disclosed in the financial statements is reasonable.

Our audit work included, but was not restricted to:

- Updating our understanding of the processes and controls put in place by management to ensure that the Council's pension fund net liability was not materially misstated and evaluating the design of the associated controls;
- Evaluating the instructions issued by management to their management expert (the actuary) for the estimate and the scope of the actuary's work;
- Assessing the competence, capabilities and objectivity of the actuary who carried out the Council's pension fund valuation;
- Assessing the accuracy and completeness of the information provided by the Council to the actuary to estimate the liability;
- Testing the consistency of the pension fund asset and liability and disclosures in the notes to the core financial statements with the actuarial report from the actuary;
- Critically evaluating the reasonableness of the actuarial assumptions made using a consulting actuary (as auditor's expert) including those related to the accounting estimate for the McCloud ruling; and
- Obtaining assurance from the auditor of the West Midlands Local Government Pension Fund as to the controls surrounding the validity and accuracy of membership data; contributions data; benefits data and fund assets sent to the actuary by the pension fund.

The Council's accounting policy on valuation of the pension fund net liability is shown in note 1.vi to the financial statements and related disclosures are included in note 22 to the core financial statements.

Key Audit Matter – Council**How the matter was addressed in the audit – Council****Key observations**

The actuarial valuation used in the preparation of the draft financial statements did not include an assessment of the impact of the ‘McCloud’ court judgement. During the audit the Council obtained a revised actuarial valuation which estimated the impact of this as £49 million. The Council amended the financial statements to include this adjustment.

The impact on the Comprehensive Income and Expenditure Statement has been to increase net cost of services expenditure by £49 million. This adjustment is subsequently reflected in the pension reserve.

The impact on the balance sheet has been to increase the value of the net pension liability by £49 million and to increase the debit value of unusable reserves by £49 million.

Subject to the above adjustment, we obtained sufficient audit assurance to conclude that:

- The basis of the valuation was appropriate, and the assumptions and processes used by the actuary in determining the estimate were reasonable; and
- The valuation of the Council’s pension fund net liability disclosed in the financial statements is reasonable.

Our application of materiality

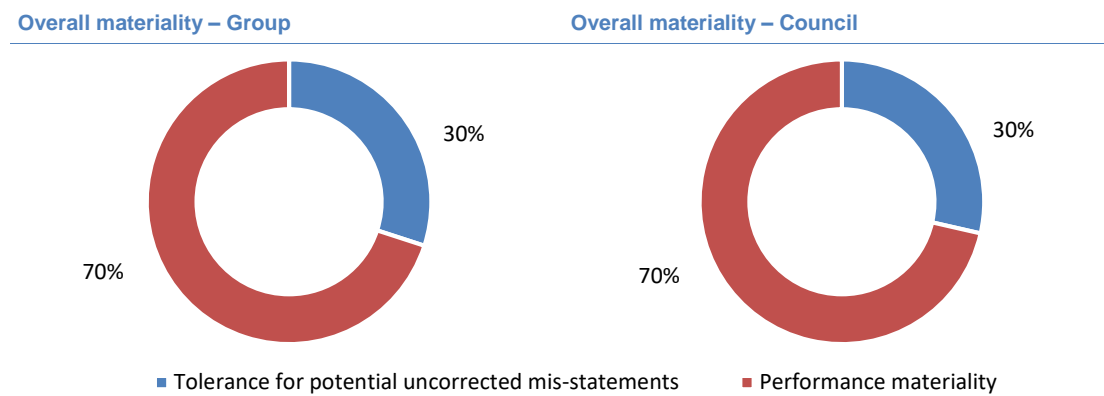
We define materiality as the magnitude of misstatement in the financial statements that makes it probable that the economic decisions of a reasonably knowledgeable person would be changed or influenced. We use materiality in determining the nature, timing and extent of our audit work and in evaluating the results of that work.

Materiality was determined as follows:

Materiality Measure	Group	Council
Financial statements as a whole	£44,460,000 which is 1.5% of the group’s gross total cost of services expenditure. This benchmark is considered the most appropriate because we consider users of the financial statements to be most interested in how the group has expended its revenue and other funding. Materiality for the current year is at the same percentage level of gross total cost of services expenditure as we determined for the year ended 31 March 2018 as we did not identify any significant changes in the group or the environment in which it operates.	£ 44,360,000 which is 1.5% of the Council’s gross total cost of services expenditure. This benchmark is considered the most appropriate because we consider users of the financial statements to be most interested in how the Council has expended its revenue and other funding. Materiality for the current year is at the same percentage level of gross total cost of services expenditure as we determined for the year ended 31 March 2018 as we did not identify any significant changes in the Council or the environment in which it operates.
Performance materiality used to drive the extent of our testing	70% of financial statement materiality	70% of financial statement materiality

Materiality Measure	Group	Council
Specific materiality	None	We determined a lower level of specific materiality for certain areas such as senior officer's remuneration.
Communication of misstatements to the Audit Committee	£ 2,200,000 and misstatements below that threshold that, in our view, warrant reporting on qualitative grounds.	£ 2,200,000 and misstatements below that threshold that, in our view, warrant reporting on qualitative grounds.

The graph below illustrates how performance materiality interacts with our overall materiality and the tolerance for potential uncorrected misstatements.



An overview of the scope of our audit

Our audit approach was a risk-based approach founded on a thorough understanding of the group's business, is risk based, and in particular included:

- Gaining an understanding of changes to the group structure;
- Evaluation of identified components to assess the significance of each component and to determine the planned audit response based on measures of the materiality and significance of the component as a percentage of the group's current assets, total assets, current liabilities, total liabilities, equity and revenues;
- Full scope audit procedures on the Council, which represents 99% of the group's income and 100% of its expenditure;
- Placing reliance on the work of the component auditors of Birmingham Children's Trust on material areas to the group financial statements. This included the valuation of the net pension liability and operating expenditure of Birmingham Children's Trust. We sent group instructions to the auditors of Birmingham Children's Trust and reviewed their working papers;
- Performing audit procedures on investment properties held by Birmingham City Propco Limited and InReach limited;
- Performing analytical procedures on all other non-significant components included in the group financial statements which make up the remainder of the group's income, expenditure and net assets;
- Gaining an understanding of and evaluating the Council's internal control environment, including its financial and IT systems and controls; and
- Gaining an understanding of the consolidation process and testing the consolidation, including the alignment of accounting policies, and the significant consolidation adjustments.

Explanation as to what extent the audit was considered capable of detecting irregularities, including fraud

The objectives of our audit are to identify and assess the risks of material misstatement of the financial statements due to fraud or error; to obtain sufficient appropriate audit evidence regarding the assessed risks of

material misstatement due to fraud or error; and to respond appropriately to those risks. Owing to the inherent limitations of an audit, there is an unavoidable risk that material misstatements in the financial statements may not be detected, even though the audit is properly planned and performed in accordance with the ISAs (UK).

In identifying and assessing risks of material misstatement in respect of fraud, including irregularities and non-compliance with laws and regulations, our procedures included the following:

- We obtained an understanding of the legal and regulatory frameworks applicable to the Council and the group and sectors in which they operate. We determine that the following laws and regulations are most relevant:
 - The Accounts and Audit Regulations 2015
 - Local Government Act 2003
 - Local Government Finance Act 2012
- We understood how the Council and the group is complying with those legal and regulatory frameworks by, making inquiries to the Council's monitoring officer and internal auditors. We corroborated our inquiries through our review of minutes and papers provided to full Council and the Audit Committee.
- We assessed the susceptibility of the Council's and group's financial statements to material misstatement, including how fraud might occur. Audit procedures performed included:
 - identifying and assessing the design effectiveness of controls management has in place to prevent and detect fraud, in particular those relating to journals and management override of controls;
 - understanding how those charged with governance considered and addressed the potential for override of controls or other inappropriate influence by management over the financial reporting process;
 - considering the arrangements the Council has in place to prevent and detect non-compliance with laws and regulations and understanding how those charged with governance are provided with assurance that such laws and regulations have been complied with;
 - challenging assumptions and judgments made by management in its significant accounting estimates, in particular those relating to equal pay, property plant and equipment valuations and net pension liability valuations;identifying and testing journal entries, in particular any journal entries posted which we deem to be unusual in size or nature.
- No instances of non-compliance with laws and regulations were communicated to us by the component auditor or highlighted by their work; and
- We did not identify any key audit matters relating to irregularities, including fraud.

Other information

The Chief Finance Officer and Section 151 Officer is responsible for the other information. The other information comprises the information included in the Statement of Accounts, other than the Council and group financial statements and our auditor's report thereon. Our opinion on the financial statements does not cover the other information and, except to the extent otherwise explicitly stated in our report, we do not express any form of assurance conclusion thereon.

In connection with our audit of the financial statements, our responsibility is to read the other information and, in doing so, consider whether the other information is materially inconsistent with the financial statements or our knowledge of the group and Council obtained in the audit or otherwise appears to be materially misstated. If we identify such material inconsistencies or apparent material misstatements, we are required to determine whether there is a material misstatement in the financial statements or a material misstatement of the other information. If, based on the work we have performed, we conclude that there is a material misstatement of this other information, we are required to report that fact.

We have nothing to report in this regard.

Other information we are required to report on by exception under the Code of Audit Practice

Under the Code of Audit Practice published by the National Audit Office on behalf of the Comptroller and Auditor General (the Code of Audit Practice) we are required to consider whether the Annual Governance Statement does not comply with the 'Delivering Good Governance in Local Government: Framework (2016)' published by CIPFA and SOLACE or is misleading or inconsistent with the information of which we are aware from our audit. We are not required to consider whether the Annual Governance Statement addresses all risks and controls or that risks are satisfactorily addressed by internal controls.

We have nothing to report in this regard.

Opinion on other matter required by the Code of Audit Practice

In our opinion, based on the work undertaken in the course of the audit of the financial statements and our knowledge of the Council gained through our work in relation to the Council's arrangements for securing economy, efficiency and effectiveness in its use of resources the other information published together with the financial statements in the Statement of Accounts, for the financial year for which the financial statements are prepared is consistent with the financial statements.

Matters on which we are required to report by exception

Under the Code of Audit Practice, we are required to report to you if:

- we issue a report in the public interest under section 24 of the Local Audit and Accountability Act 2014 in the course of, or at the conclusion of the audit; or
- we make a written recommendation to the Council under section 24 of the Local Audit and Accountability Act 2014 in the course of, or at the conclusion of the audit; or
- we make an application to the court for a declaration that an item of account is contrary to law under Section 28 of the Local Audit and Accountability Act 2014 in the course of, or at the conclusion of the audit; or;
- we issue an advisory notice under Section 29 of the Local Audit and Accountability Act 2014 in the course of, or at the conclusion of the audit; or
- we make an application for judicial review under Section 31 of the Local Audit and Accountability Act 2014, in the course of, or at the conclusion of the audit.

We have nothing to report in respect of the above matters except in March 2019 we made written recommendations to the Council under section 24 of the Local Audit and Accountability Act 2014 in relation to the Council's governance of its waste service and financial governance.

Responsibilities of the Council, the Chief Finance Officer and Section 151 Officer and Those Charged with Governance for the financial statements

As explained more fully in the Statement of Responsibilities for the Statement of Accounts set out on page 17, the Council is required to make arrangements for the proper administration of its financial affairs and to secure that one of its officers has the responsibility for the administration of those affairs. In this Council, that officer is the Chief Finance Officer and Section 151 Officer. The Chief Finance Officer and Section 151 Officer is responsible for the preparation of the Statement of Accounts, which includes the financial statements, in accordance with proper practices as set out in the CIPFA/LASAAC code of practice on local authority accounting in the United Kingdom 2018/19, for being satisfied that they give a true and fair view, and for such internal control as the Chief Finance Officer and Section 151 Officer determines is necessary to enable the preparation of financial statements that are free from material misstatement, whether due to fraud or error.

In preparing the financial statements, the Chief Finance Officer and Section 151 Officer is responsible for assessing the group's and the Council's ability to continue as a going concern, disclosing, as applicable, matters related to going concern and using the going concern basis of accounting unless there is an intention by government that the services provided by the Council will no longer be provided.

The Audit Committee is Those Charged with Governance. Those Charged with Governance are responsible for overseeing the Council's financial reporting process.

Auditor's responsibilities for the audit of the financial statements

Our objectives are to obtain reasonable assurance about whether the financial statements as a whole are free from material misstatement, whether due to fraud or error, and to issue an auditor's report that includes our opinion. Reasonable assurance is a high level of assurance, but is not a guarantee that an audit conducted in accordance with ISAs (UK) will always detect a material misstatement when it exists. Misstatements can arise

from fraud or error and are considered material if, individually or in the aggregate, they could reasonably be expected to influence the economic decisions of users taken on the basis of these financial statements.

A further description of our responsibilities for the audit of the financial statements is located on the Financial Reporting Council's website at: www.frc.org.uk/auditorsresponsibilities. This description forms part of our auditor's report.

Other matters which we are required to address

We were reappointed by Public Sector Audit Appointments Limited in December 2017 to audit the financial statements for the year ending 31 March 2019 and subsequent financial periods. The period of total uninterrupted engagement is eight years, covering the years ending 31 March 2012 to 31 March 2019.

The non-audit services prohibited by the FRC's Ethical Standard were not provided to the Council or its subsidiaries and we remain independent of the Council and the group in conducting our audit.

The following services, in addition to the audit, to the group and Council since 1 April 2018 that have not been disclosed separately in the Statement of Accounts:

- Housing Benefits Grant Certification 17/18 (under Public Sector Audit Appointments Limited contract)
- Housing Benefits agreed upon procedures 18/19
- Illegal Money Lending Team reasonable assurance engagement 17/18
- Education Skills Funding Agency agreed upon procedures 17/18 (undertaken September 2018)
- Education Skills Funding Agency agreed upon procedures 17/18 (undertaken July 2019)
- Homes England agreed upon procedures 17/18
- Teachers Pensions agreed upon procedures 17/18
- Teachers Pensions agree upon procedures 18/19
- AMSCI reasonable assurance engagement (undertaken in November 2018)
- AMSCI reasonable assurance engagement (undertaken in August 2019)
- Pooling of Capital Receipts (CFB06) agreed upon procedures 17/18
- CFOi insights 2018/19
- CASS reporting for Finance Birmingham 17/18 (undertaken June/July 2018)
- CASS reporting for Finance Birmingham 18/19 (undertaken April-July 2019)

Our audit opinion is consistent with the additional report to the Audit Committee.

Report on other legal and regulatory requirements – Conclusion on the Council's arrangements for securing economy, efficiency and effectiveness in its use of resources

Qualified conclusion

On the basis of our work, having regard to the guidance issued by the Comptroller and Auditor General in November 2017, except for the effects of the matter described in the basis for the qualified conclusion section of our report we are satisfied that, in all significant respects, the Council put in place proper arrangements for securing economy, efficiency and effectiveness in its use of resources for the year ended 31 March 2019.

Basis for qualified conclusion

In considering the Council's arrangements for securing efficiency, economy and effectiveness, we identified the following matter:

Governance and the Waste Service

In July 2018 and March 2019, we issued statutory recommendations to the Council, including recommendations relating to governance and the waste service following successive waste strikes and concerns over governance arrangements.

Our July 2018 statutory recommendations included ensuring that robust management and governance arrangements were put in place within the Place Directorate to ensure effective oversight of the waste service. We noted in our March 2019 recommendations that progress in relation to the refuse collection service, had been hampered by a new wave of industrial action and we made further statutory recommendations in relation to governance and the waste service, which included:

- examining potential options for the future delivery of the refuse collection service;
- building industrial relations capability within the Council to facilitate effective relationships with trade union partners; and
- commissioning a review of the new working practices within the refuse service.

In March 2019, Cabinet approved a proposal to commission a review of the waste service and the specification for the review. This review is in progress and the Council intend to wait for the first report from this review, which is due in September 2019, before making decisions about future options for the service.

This matter is evidence of weakness in informed decision making: acting in the public interest through demonstrating and applying principles and values of sound governance.

Significant risks

Under the Code of Audit Practice, we are required to report on how our work addressed the significant risks we identified in forming our conclusion on the adequacy of the Council's arrangements for securing economy, efficiency and effectiveness in its use of resources. Significant risks are those risks that in our view had the potential to cause us to reach an inappropriate conclusion on the audited body's arrangements. The table below sets out the significant risks we have identified. These significant risks were addressed in the context of our conclusion on the Council's arrangements as a whole and in forming our conclusion thereon, and we do not provide a separate opinion on these risks.

Significant risks forming part of our qualified conclusion	How the matter was addressed in the audit
<p>Risk 1 Governance and waste service</p> <p>In July 2018 and March 2019 we issued statutory recommendations to the Council, including recommendations relating to Governance and the Waste Service. The key risk is that the Council fails to implement adequate governance arrangements. In particular, in relation to the waste dispute in order to minimise potential industrial action.</p>	<p>Our audit work included, but was not restricted to:</p> <ul style="list-style-type: none"> - Evaluating the governance arrangements in place for the Waste Service; and - Considering the progress made by the Council in considering options for its delivery of the refuse collection service. <p>Key findings</p> <p>We have qualified our conclusion in respect of this risk, as set out in the basis for qualified conclusion section of the report.</p>

Significant risks not forming part of our qualified conclusion	How the matter was addressed in the audit
<p>Risk 2 HMMPFI</p> <p>The Council entered into the HMMPFI contract to improve the city's highway infrastructure and provide operational services on the highway network over a 25-year contract term. After various contract disputes and litigation cases a Court of Appeal judgement awarded in the Council's favour and the Supreme Court refused to grant the contractor leave to appeal, which effectively ended the legal process. There was then an acceptance that the only way forward is for the Council to exit the contract.</p> <p>The key risk is the ongoing contractual disputes with the contractor, their subcontractor, and other involved parties in respect of the HMMPFI contract, which could have a significant impact on the Council's financial sustainability.</p>	<p>Our audit work included, but was not restricted to:</p> <ul style="list-style-type: none"> - Assessing the latest information relating to the HMMPFI contract, to establish how the Council has identified, managed and monitored this risk. <p>Key findings</p> <p>We are satisfied that the Council's arrangements for managing the PFI contract dispute and for securing a settlement with the contractor and subcontractor were adequate. Whilst with any complex PFI contract settlement there will inevitably be financial and non-financial risks, the Council has appropriately mitigated these risks where possible and has managed the process effectively and with transparency between Officers and Members. From a financial</p>

Significant risks not forming part of our qualified conclusion

How the matter was addressed in the audit

Risk 3 Finance

The Council's Business Plan 2018+ identified continuing savings pressures, with a requirement of £117.0 million of savings to be delivered by the end of 2021/22. The key risk is that the Council's proposed 2018/19 savings schemes do not deliver the required level of recurrent savings, or take longer to implement than planned.

In addition, the Council's financial plan for 2019/20 to 2022/23 needs to incorporate realistic and detailed savings plans. These plans need to take account of key budget and service risks, whilst maintaining an adequate level of reserves to mitigate the impact of budget risks including the HMMPFI contract (see risk 2), Commonwealth Games (see risk 4), Equal Pay, Paradise Circus and Acivico Limited.

perspective the Council has built up healthy reserve balances of £180 million as a contingency plan and is prepared to step in as the interim PFI contractor if necessary, under 'step in' rights.

Our audit work included, but was not restricted to:

- Considering the Council's latest financial reports, including savings plans trackers, to establish how the Council is identifying, managing and monitoring these risks; and
- Considering the adequacy of reserves and their prudent use as well as the transparency of financial reporting.

Key findings

Whilst the Council did not achieve £10.1 million of its planned savings in 2018/19, it achieved a £14.6 million underspend on the 2018/19 base budget and we noted a marked improvement in the budget management over the year, coupled with enhanced transparency and control over the use of reserve balances.

Of the 2019/20 savings target, the Council has assessed 5.55% as undeliverable and 11.58% as at risk of non-delivery, which amounts to £9.983 million. The Council is actively taking mitigating actions to identify recovery plans and we are satisfied the Council's remaining useable reserves (assuming 'worse case' scenario) could substantially cover the non-delivery of this savings total and budget pressures during 2019/20 and 2020/21. Savings proposals over the next four years are sufficiently detailed within the financial plan with the financial impact being split out between years. In 2019/20 £16.946 million out of the £46.191 million of savings are 'new' initiatives.

Risk 4 Commonwealth Games

The Council is hosting the XXII Commonwealth Games in 2022. The key risk is that the cost of hosting the Commonwealth Games will impact on the Council's future financial sustainability.

Our audit work included, but was not restricted to:

- Assessing the Council's latest governance arrangements for the delivery of the XXII Commonwealth Games in 2022; and
- Considering the associated funding arrangements, to establish how the Council is identifying, managing and monitoring this risk.

Key findings

In June 2019 Central Government announced that the total cost of the Commonwealth Games will be £778 million with the Council's local commitment approximately 25% (£184.4 million). Whilst this includes as yet unconfirmed local partner funding of approximately, £75 million, we

Significant risks not forming part of our qualified conclusion

Risk 5 Services for Vulnerable Children

The Council's services for vulnerable children have been rated as 'inadequate' by Ofsted for over 10 years. An Ofsted monitoring visit in March 2018 highlighted that the Council had made some further improvements to the quality of social work practice since the last inspection, but that further work remained to be done to ensure that practice was consistently good and that the best outcomes for children are achieved on a timely and consistent basis.

The key risk is that the service does not show demonstrable improvement during 2018/19 and continues to be subject to external intervention.

Until such time as Ofsted has confirmed that adequate arrangements are in place this remains a significant risk to the Council. Ofsted have undertaken a further inspection of services for vulnerable children at the Council during 2018/19.

Risk 6 Management of Schools

Significant failings in the Council's management of schools were identified in a review by Peter Clarke in July 2014. Since this review the Council has taken and continues to take action to improve its management of schools through the implementation of an improvement plan.

The key risk is that the governance issues identified at schools will not be effectively addressed during 2018/19.

As part of the Council's assessment of schools' governance improvement plan the Council commissioned Birmingham Audit internal audit to carry out a programme of audits over a two-year period to 31 March 2019. The 2017/18 findings showed that there were a range of governance issues still to be addressed.

How the matter was addressed in the audit

are satisfied that the Council is working closely with partners to secure the required partner funding.

Our audit work included, but was not restricted to:

- Assessing the findings from Ofsted's most recent inspection, which were reported to the Council in January 2019, to establish how the Council is identifying, managing and monitoring this risk.

Key findings

Children's services at the Council are no longer rated as 'inadequate' by Ofsted. The Ofsted inspection undertaken in December 2018 and reported in January 2019 gave the Council an overall rating of 'requires improvement to be good'. The report stated that "The local authority, the shadow board, and since its inception in April 2018, Birmingham Children's Trust, have made good progress from a low base in improving the quality of services to children and families".

Our audit work included, but was not restricted to:

- Assessing the progress made by internal audit within their coverage of schools' governance, to establish how the Council is identifying, managing and monitoring this risk.

Key findings

Continuous improvement initiatives implemented by the Birmingham Education Partnership are driving performance improvement in schools. 84% of the schools reviewed by Birmingham audit in 2018/19 were given an overall risk rating of low.

We recognise that Birmingham schools continue to be in the national spotlight for a number of reasons and there are an increasing number of schools experiencing a deficit position for the first time. However, we do not consider these matters to be indicative of significant weaknesses in the Council's overall management of those schools.

Responsibilities of the Council

The Council is responsible for putting in place proper arrangements for securing economy, efficiency and effectiveness in its use of resources, to ensure proper stewardship and governance, and to review regularly the adequacy and effectiveness of these arrangements.

Auditor's responsibilities for the review of the Council's arrangements for securing economy, efficiency and effectiveness in its use of resources

We are required under Section 20(1)(c) of the Local Audit and Accountability Act 2014 to be satisfied that the Council has made proper arrangements for securing economy, efficiency and effectiveness in its use of

resources. We are not required to consider, nor have we considered, whether all aspects of the Council's arrangements for securing economy, efficiency and effectiveness in its use of resources are operating effectively.

We have undertaken our review in accordance with the Code of Audit Practice, having regard to the guidance on the specified criterion issued by the Comptroller and Auditor General in November 2017, as to whether in all significant respects, the Council had proper arrangements to ensure it took properly informed decisions and deployed resources to achieve planned and sustainable outcomes for taxpayers and local people. The Comptroller and Auditor General determined this criterion as that necessary for us to consider under the Code of Audit Practice in satisfying ourselves whether the Council put in place proper arrangements for securing economy, efficiency and effectiveness in its use of resources for the year ended 31 March 2019.

We planned our work in accordance with the Code of Audit Practice. Based on our risk assessment, we undertook such work as we considered necessary to be satisfied that the Council has put in place proper arrangements for securing economy, efficiency and effectiveness in its use of resources.

Report on other legal and regulatory requirements - Certificate

We cannot formally conclude the audit and issue an audit certificate until we have completed the work necessary to issue our Whole of Government Accounts (WGA) Component Assurance statement for the Council for the year ended 31 March 2019. We are satisfied that this work does not have a material effect on the financial statements for the year ended 31 March 2019.

Use of our report

This report is made solely to the members of the Council, as a body, in accordance with Part 5 of the Local Audit and Accountability Act 2014 and as set out in paragraph 43 of the Statement of Responsibilities of Auditors and Audited Bodies published by Public Sector Audit Appointments Limited. Our audit work has been undertaken so that we might state to the Council's members those matters we are required to state to them in an auditor's report and for no other purpose. To the fullest extent permitted by law, we do not accept or assume responsibility to anyone other than the Council and the Council's members as a body, for our audit work, for this report, or for the opinions we have formed.

Paul Dossett

Paul Dossett, Key Audit Partner

for and on behalf of Grant Thornton UK LLP, Local Auditor

London

26th September 2019